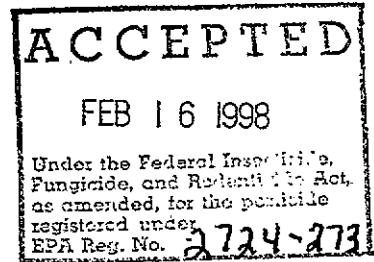


PM 4

2724-273

4/16/98

1/4



[] indicates optional statements

FLEA COLLAR RF-75 FOR DOGS

Contains Sevin®

Kills fleas up to 4 months

Kills ticks up to 1 month, continues to aid in tick control for an additional 1 month

[One-piece buckle design]

[Integrated plastic buckle]

[Unique buckle design]

[Integrated one-piece buckle]

[One-piece buckle]

[Step 2][Part of the (Brand Name)(#) Step Guarantee Pet Protection Program]

[For dogs with necks to (#) inches]

ACTIVE INGREDIENT:

Carbaryl (CAS #63-25-2)..... 17.0%

OTHER INGREDIENTS:..... 83.0%

TOTAL: 100.0%

KEEP OUT OF REACH OF CHILDREN

CAUTION

See Precautions on back.

NET CONTENTS:

2/4

**READ ENTIRE LABEL BEFORE EACH USE
USE ONLY ON DOGS**

DIRECTIONS FOR USE: It is a violation of Federal Law to use this product in a manner inconsistent with its labeling.

1. Buckle collar around dog's neck. [Thread flat end of the collar through buckle hole and tighten as necessary, so that at least two ridges are covered by the buckle. Since the plastic buckle is molded into the collar, the possibility of neck irritation and buckle failure is reduced.] Collar should fit snug enough to prevent placement of the dog's leg or lower jaw through the collar, yet loose enough to be rotated about the neck. [Generally, if used on large dogs, two or three fingers should fit between the collar and dog's neck.]
2. Leave 1-2 extra inches on the collar for adjustment, cut off excess length and dispose of in trash.
3. Check periodically and adjust fit if necessary, especially when puppies are rapidly growing.
4. May be used in addition to regular collar. Replace collar every 4 months if necessary. [To release the collar, squeeze buckle between thumb and finger and pull sharply.]

STORAGE and DISPOSAL: Store in original unopened container away from children. Do not reuse container or used collar. Wrap and put in trash.

WHAT TO EXPECT:

For Fleas:

1. This [brand name] collar is designed to kill adult fleas.
2. This collar starts killing fleas as soon as it is placed around dog's neck.
3. Protection against fleas will be achieved within a few days, providing continuous protection for 4 months.

For Ticks:

1. Ticks are tougher to kill than fleas and are killed more slowly.
2. Full protection against adult and immature ticks will be achieved within a few days, providing continuous protection for 1 month, and will aid in tick control for an additional month. [If your dog goes swimming or is out in the rain, it is not necessary to remove the collar. The continuous action will rapidly replace any flea and tick killing material removed.]
3. Adult ticks will be killed over the entire pet. Dead ticks will fall off or may be easily removed.

PRECAUTIONARY STATEMENTS

HAZARDS TO HUMANS AND DOMESTIC ANIMALS - CAUTION:

Humans: Do not open inner envelope until ready to use. Do not allow children to play with this collar. May be harmful if swallowed. Avoid contact with eyes, skin, or clothing. Wash hands thoroughly with soap and water after handling collar.

Animals: Do not use on puppies under 12 weeks of age. Consult a veterinarian before using this product on debilitated, aged, medicated, pregnant, or nursing animals. Sensitivities may occur after using ANY pesticide product for pets. If signs of sensitivity occur, remove collar and bathe your pet with mild soap and rinse with large amounts of water. Do not use this product on animals simultaneously or within 30 days before or after treatment with or exposure to cholinesterase inhibiting drugs, pesticides, or chemicals. However, flea and tick collars may be immediately replaced.

FIRST AID: If Swallowed, call a physician/veterinarian or Poison Control Center. Drink 1 or 2 glasses of water and induce vomiting by touching back of throat with finger. If person is unconscious, do not give anything by mouth and do not induce vomiting. If in Eyes, flush eyes with plenty of water. Call a physician if irritation persists. If on Skin, wash with plenty of soap and water. Get medical attention if irritation persists.

NOTE TO PHYSICIAN/VETERINARIAN: Atropine and homatropine are antidotal only if symptoms of cholinesterase inhibition are present. Usual symptoms in animals include salivation, labored breathing, incoordination, and pin-point pupils.

Seller makes no warranty, express or implied, concerning the use of this product other than indicated on the label. Buyer assumes all risk of use and handling of this material when such use and handling are contrary to label instructions.

For information, or in case of an emergency, call [phone number]

**Wellmark International
Bensenville, IL 60106**

Sevin® is a registered trademark of Rhone-Poulenc for the active ingredient carbaryl

EPA Reg. No. 2724-273

EPA Est. No.
Made in USA

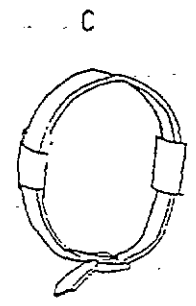
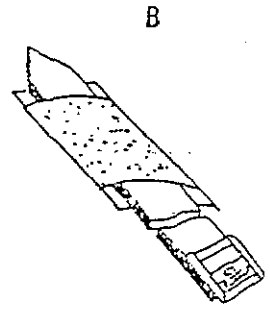
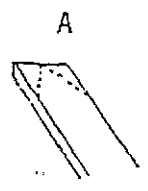
4/4

optional text]

FREE NIGHT TIME SAFETY REFLECTORS see Side

NO FREE SAFETY REFLECTOR SLEEVES IN BOX. ATTACH REFLECTOR SLEEVES TO COLLAR AS FOLLOWS:

- Clip end of collar to a point (Illustration A)
- Push collar through reflector sleeve as shown. Position silver reflector on same side of collar as buckle. (Illustration B)
- Position reflector sleeves on collar as shown. (Illustration C)



IMPORTANT:

For dogs with necks 12 inches or less, trim reflector sleeves to 1 1/4 inches (Illustration D)
For instructions on how to apply, see opposite panel.

