

[] indicates optional statements

DOG COLLAR FOR FLEA CONTROL

Long Lasting	Kills Fleas Fast
Long Lasting Protection	Fast Acting for Fleas
Works From Head to Tail	Quick Killing for Fleas
Rain or Shine	Quick Acting for Fleas
[Available through Veterinarians]	Fast Action for Fleas
[Step 2] Part of the [Brand name][#] Step Pet Protection [Guarantee] Program	
[For medium dogs with necks up to (number) of inches] [Snip notch at replacement month]	
[For small dogs and puppies with necks up to (number of inches)] [Unique Dating Feature]	
[For all [large] dogs with necks up to (number of inches)]	

Kills fleas up to 5 months [21 weeks][150 days][Kills fleas for 4 months]
 Kills [Controls][immature and adult] ticks up to 5 months [21 weeks][150 days]
 [Kills ticks for 4 months]
 Temporary wetting will not reduce effectiveness
 [One-piece buckle design][Unique buckle design]
 [Integrated plastic buckle][One-piece buckle]
 [Integrated one-piece buckle]
 Kills [deer] ticks (including *Ixodes scapularis*), which may transmit Lyme disease
 [*borreliosis*]
 Effective against [vectors, ticks, *Ixodes scapularis*] which may transmit Lyme disease
 [*borreliosis*]
 Controls [Kills] Lyme disease [*borreliosis*]-carrying ticks
 Controls [Kills] ticks that may carry and transmit Rocky Mountain spotted fever

ACTIVE INGREDIENT:
 Propoxur (CAS #114-26-1) 10.0%
OTHER INGREDIENTS:..... 90.0%
 Total: 100.0%

DO NOT ALLOW CHILDREN TO PLAY WITH THIS COLLAR

CAUTION

See Precautions on back

NET CONTENTS

295

**READ ENTIRE LABEL BEFORE EACH USE
USE ONLY ON DOGS**

DIRECTIONS FOR USE:

It is a violation of Federal Law to use this product in a manner inconsistent with its labeling.

1. Buckle collar around dog's neck. [Thread flat end of the collar through buckle hole and tighten as necessary, so that at least two ridges are covered by the buckle. Since the plastic buckle is molded into the collar, the possibility of neck irritation and buckle failure is reduced.] Collar should fit snug enough to prevent placement of the dog's leg or lower jaw through the collar, yet loose enough to be rotated about the neck. [Generally, if used on large dogs, two or three fingers should fit between the collar and dog's neck.]
2. Leave 2-3 extra inches on the collar for adjustment, cut off excess length and dispose of in trash.
3. Check periodically and adjust fit if necessary, especially when puppies are rapidly growing.
4. May be used in addition to regular collar. Replace collar when effectiveness diminishes. [To release the collar, squeeze buckle between thumb and finger and pull sharply.]

STORAGE and DISPOSAL: Store in original unopened container away from children. Do not reuse container or used collar. Wrap and put in trash.

WHAT TO EXPECT:

For Fleas:

1. This [brand name] collar is designed to kill adult fleas.
2. This collar starts killing fleas as soon as it is placed around dog's neck.
3. Protection against fleas will be achieved within a few days, providing continuous protection for 5 months.
4. Replace collar every 5 months to help control [prevent] flea infestations on your pet and in your home.

For Ticks:

1. Ticks are tougher to kill than fleas and are killed more slowly.
2. Full protection against adult and immature ticks will be achieved within a few days, providing continuous protection for 5 months. [for 4 months]
3. Adult ticks will be killed over the entire pet. Dead ticks will fall off or may be easily removed.
4. Replace collar every 5 months for continuous protection from ticks. [If your dog goes swimming or is out in the rain, it is not necessary to remove the collar. The continuous action collar will rapidly replace any flea and tick killing material removed.]

3 of 5

PRECAUTIONARY STATEMENTS

HAZARDS TO HUMANS AND DOMESTIC ANIMALS-CAUTION: Do not get dust or collar in mouth, harmful if swallowed. Do not get dust in eyes, will cause temporary pupillary constriction.* The dust released by this collar is a cholinesterase inhibitor.

Humans: Do not open protective pouch until ready to use. Do not allow children to handle this collar. Dust will form on this collar during storage. Wash hands thoroughly with soap and water after handling collar.

Animals: Consult a veterinarian before using this product on debilitated, aged, medicated, pregnant, or nursing dogs. Do not use on puppies under 12 weeks of age. Do not use this product on dogs simultaneously or within 30 days before or after treatment with or exposure to cholinesterase inhibiting drugs, pesticides, or chemicals. However, flea and tick collars may be immediately replaced. When collar is first worn, observe neck area every few days for irritation. Remove collar at the first sign of irritation or adverse reaction. Sensitivities may occur after using ANY pesticide product for pets. If signs of sensitivity occur, remove collar and bathe your pet with mild soap and rinse with large amounts of water.

FIRST AID: If swallowed, call physician, veterinarian, or Poison Control Center. Drink 1 or 2 glasses of water and induce vomiting by touching back of throat with finger. If person is unconscious, do not give anything by mouth and do not induce vomiting. If in eyes, flush eyes with plenty of water. Get medical attention if irritation persists.

NOTE TO PHYSICIAN/VETERINARIAN: *Atropine and *homatropine are antidotal only if symptoms of cholinesterase inhibition are present.

Seller makes no warranty, express or implied, concerning the use of this product other than indicated on the label. Buyer assumes all risk of use and handling of this material when such use and handling are contrary to label instructions.

Wellmark International
Bensenville, IL 60106

For information, or in an emergency call [phone number]

PRECOR® and vIGRen® Insect Growth Regulator are registered trademarks of Wellmark International.

EPA Reg. No. 2724-254

EPA Est. No.
Made in USA

[Optional marketing information: one of following options to be used]

IMPORTANT INFORMATION ABOUT FLEA CONTROL

[3 Steps]

To minimize flea infestation, it is necessary to treat not only your pets, but also their surrounding environment. [Brand name] products have been formulated to work together well with other [brand name] products. For best results, simply follow these three easy steps:

STEP 1 - TREAT YOUR PET

- Shampoo, dip, or mousse your pet to kill biting adult fleas on your pet.
- [Brand name] products in Step 1 kill adult fleas and flea eggs with a combination of an adulticide and PRECOR® [vIGRen®] Insect Growth Regulator.

STEP 2 - PROTECT YOUR PET

- Collar your pet to provide long-lasting protection.
- This collar kills biting adult fleas.
- Use [brand name] flea spray to provide quick kill of fleas your pet picks up on outings.

STEP 3 - TREAT YOUR HOME

- Treat indoors and outdoors with [brand name] products to protect your entire home and guard against reinfestation.
- [Brand name] products in Step 3 kill biting adult fleas and flea eggs using a combination of an adulticide and PRECOR [vIGRen] Insect Growth Regulator.

IMPORTANT INFORMATION ABOUT FLEA CONTROL

[4 Steps]

To minimize flea infestation, it is necessary to treat not only your pets, but also their surrounding environment. [Brand name] products have been formulated to work together well with other [brand name] products. For best results, simply follow these four easy steps:

1 Shampoo or Dip Your Pet

- A shampoo, dip, or mousse will kill biting adult fleas on your pet.
- [Brand name] products in Step 1 kill adult fleas and flea eggs with a combination of an adulticide and PRECOR [vIGRen] Insect Growth Regulator.

2 Place a Collar on your Pet

- A [brand name] collar will provide long-lasting protection.
- This collar kills biting adult fleas.

Treat the Areas your Pet Frequents

- All [brand name] products in Step 3 contain PRECOR [vIGRen] Insect Growth Regulator. Use a [brand name] Aerosol, Fogger or Spray to kill adult fleas and flea larvae in your home. The [brand name] Yard Spray Concentrate kills flea larvae in your yard.
- Follow individual product directions to kill additional fleas which may later emerge from protected cocoons.

4 Maintain your Flea-free Pet

- Use a [brand name] On-Animal Spray to kill any fleas your pet picks up on outings
- [Brand name] products in Step 4 kill adult fleas and flea eggs using a combination of an adulticide and PRECOR [vIGRen] Insect Growth Regulator.

For best results - Follow these steps in order. Be sure to read full directions and precautions on the label of each product that you use.

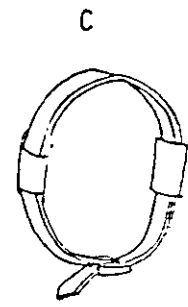

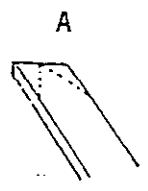
[Optional text]

FREE NIGHT TIME SAFETY REFLECTORS

See Side

TWO FREE SAFETY REFLECTOR SLEEVES IN BOX. ATTACH REFLECTOR SLEEVES TO COLLAR AS FOLLOWS:

1. Clip end of collar to a point (Illustration A)
2. Push collar through reflector sleeve as shown. Position silver reflector on same side of collar as buckle. (Illustration B)
3. Position reflector sleeves on collar as shown. (Illustration C)



IMPORTANT:

For dogs with necks 12 inches or less, trim reflector sleeves to 1 1/4 inches (Illustration D)
 For instructions on how to apply, see opposite panel.

