



U.S. ENVIRONMENTAL PROTECTION AGENCY  
Office of Pesticide Program  
Registration Division (H7505C)  
401 "M" St., S.W.  
Washington, D.C. 20460

EPA Reg. Number:

2693-208

Date of Issuance:

JUN 15 2005

NOTICE OF PESTICIDE:  
 Registration  
 Reregistration

Term of Issuance: Expiration  
Date 06/15/06

Name of Pesticide Product:

Fiberglass Bottomkote  
with Biolux - BLUE

(under FIFRA, as amended):

Name and Address of Registrant (include ZIP Code):

International Paint, Inc.  
2270 Morris Avenue  
Union, NJ 07083

**Note:** Changes in labeling differing in substance from that accepted in connection with this registration must be submitted to and accepted by the Registration Division prior to use of the label in commerce. In any correspondence on this product always refer to the above EPA registration number.

On the basis of information furnished by the registrant, the above named pesticide is hereby registered/reregistered under the Federal Insecticide, Fungicide and Rodenticide Act.

Registration is in no way to be construed as an endorsement or recommendation of this product by the Agency. In order to protect health and the environment, the Administrator, on his motion, may at any time suspend or cancel the registration of a pesticide in accordance with the Act. The acceptance of any name in connection with the registration of a product under this Act is not to be construed as giving the registrant a right to exclusive use of the name or to its use if it has been covered by others.

This product is conditionally registered in accordance with FIFRA sec. 3(c)(7)(A) provided that you:

1. Submit and/or cite all data required for registration of your product under FIFRA sec. 3(c)(5) when the Agency request all registrants of similar product to submit such data; and submit acceptable response required for reregistration of your product under FIFRA section 4.

The Agency is currently reviewing additional information submitted by your supplier. Therefore, we are extending this limited registration to June 15, 2006.

Signature of Approving Official:

*Marshall Swindell*  
Marshall Swindell,  
Product Manager 33  
Regulatory Management Branch I  
Antimicrobials Division (7510C)

Date:

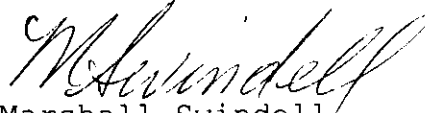
JUN 15 2005

2. This conditional registration will expire automatically on June 15, 2006. If you fail to satisfy the conditions imposed in the registration, EPA may issue a Notice To Cancel under Section 6(e) of FIFRA.

If these conditions are not complied with, the registration will be subject to cancellation in accordance with FIFRA section 6(e). Your release for shipment of the product constitutes acceptance of these conditions.

A stamped copy of the label is enclosed for your records.

Sincerely yours,



Marshall Swindell  
Product Manager 33  
Regulatory Management Branch I  
Antimicrobials Division (7510C)

Enclosure

3 8 7

# FIBERGLASS BOTTOMKOTE with BIOLUX - Blue

- Contains Biolux
- Biolux Boosts Antifouling Performance by Controlling Slime
- Proven All Purpose Antifouling Protection
- Overcoats Existing Antifouling Paint

**KEEP OUT OF REACH OF CHILDREN**

## CAUTION

See side panel for additional precautionary statements

NET CONTENTS: ONE U.S. GALLON (3.785 LITERS)

EPA Registration No. 2693-  
EPA Establishment No. 2693-NJ-1

### Active Ingredients:

Cuprous Oxide	= 42.75%
N-Cyclopropyl-N'-(1,1-dimethylethyl)-6-(methylthio)-1,3,5-triazine-2,4-diamine	= 0.98%
Inert Ingredients:	= 56.27%
	100.00%
Copper as Metallic	= 37.93%

**DISCLAIMER:** The performance of any marine coating depends on many factors outside the control of International Paint Inc. including the surface preparation, proper application and the environmental conditions. Therefore, International Paint Inc. cannot guarantee the suitability of this product for your particular purpose or application. **IMPLIED WARRANTIES OF FITNESS FOR A PARTICULAR PURPOSE AND MERCHANTABILITY ARE EXCLUDED. INTERNATIONAL PAINT INC. SHALL NOT UNDER ANY CIRCUMSTANCES BE LIABLE FOR INCIDENTAL OR CONSEQUENTIAL DAMAGES.** By purchase or use, of the product, buyer agrees that the sole and exclusive remedy, if any, is limited to the refund of the purchase price or replacement of the product at International Paint Inc.'s option.


ACCEPTED  
with COMMENTS  
in EPA Letter Dated:

JUN 15 2005

Under the Federal Insecticide,  
Fungicide, and Rodenticide Act as  
amended, for the pesticide,  
registered under EPA Reg. No.

2693-208

International Paint Inc.  
2270 Morris Avenue  
Union, NJ 07083



4 8 7

ACCEPTED  
with COMMENTS  
in EPA Letter Dated:

JUN 15 2005

**PRECAUTIONARY STATEMENTS  
HAZARDS TO HUMANS AND DOMESTIC ANIMALS**

Under the Federal Insecticide,  
Fungicide, and Rodenticide Act as  
amended, for the pesticide,  
registered under EPA Reg. No.

2693-208

**CAUTION**

Harmful if absorbed through skin or inhaled. Causes moderate eye irritation. Avoid contact with eyes, skin or clothing. Wear protective clothing such as gloves, long-sleeved cotton shirt, long pants, and hat. Avoid breathing spray mist. While spraying paint or sanding or sand blasting boat surfaces, wear a mask or a respirator jointly approved by the Mining Safety & Health Administration and the National Institute of Occupational Safety & Health. Wash thoroughly with soap and water after handling. Remove contaminated clothing and wash clothing before reuse. May pose an aspiration pneumonia hazard.

**FIRST AID**

**IF SWALLOWED:** Call a Poison Control Center or doctor immediately for treatment advice. Have person sip a glass of water if able to swallow. Do not induce vomiting unless told to do so by a Poison Control Center or doctor. Do not give anything by mouth to an unconscious person.

**IF IN EYES:** Hold eye open and rinse slowly and gently with water for 15-20 minutes. Remove contact lenses, if present, after the first 5 minutes, then continue rinsing eyes. Call a Poison Control Center or doctor for treatment advice.


**IF ON SKIN AND CLOTHING:** Take off contaminated clothing. Rinse skin immediately with plenty of water for 15-20 minutes. Call a Poison Control Center or doctor for treatment advice.

**IF INHALED:** Move person to fresh air. If person is not breathing, call 911 or an ambulance, give artificial respiration preferably mouth-to-mouth if possible. Call a Poison Control Center or doctor for further treatment advice.

In case of emergency call 1-800-854-6813. Have the product container or label with you when calling a Poison Control Center or doctor or going in for treatment.

**ENVIRONMENTAL HAZARD**

This material is toxic to fish. Do not apply directly to water by cleaning of equipment or disposal of wastes. Do not allow chips and dust generated during paint removal to enter water. Dispose of paint debris in an approved landfill. Do not discharge effluent containing this product into lakes, streams, ponds, estuaries, oceans and other waters unless in accordance with the requirements of a National Pollution Discharge Elimination System (NPDES) permit and the permitting authority has been notified in writing prior to discharge. Do not discharge effluent to sewer system without previously notifying the local sewage treatment plant authority. For guidance contact your State Water Board or Regional Office of the EPA.



JUN 15 2005

Under the Federal Insecticide, Fungicide, and Rodenticide Act as amended, for the pesticide, registered under EPA Reg. No.

2693-208

**PHYSICAL OR CHEMICAL HAZARD**

Do not use or store near heat or open flame.

**STORAGE AND DISPOSAL**

Do not contaminate water, food or feed by storage or disposal. Open dumping is prohibited.

**PESTICIDE DISPOSAL:** Pesticide, spray mixture, or rinsate that cannot be used or chemically reprocessed should be disposed of according to procedures approved by Federal, State or local disposal authorities.

**CONTAINER DISPOSAL:** Triple rinse (or equivalent). Then offer for recycling or reconditioning, or puncture and dispose of in a sanitary landfill, or by other procedures approved by state and local authorities.

**FIBERGLASS BOTTOMKOTE® with Biolux®**

**PRODUCT DESCRIPTION:** Fiberglass Bottomkote® with Biolux® is a hard modified-epoxy antifouling paint that provides excellent season long protection. Fiberglass Bottomkote® with Biolux uses Biolux® Technology to boost antifouling performance by blocking slime. Fiberglass Bottomkote® with Biolux® contains cuprous oxide and Biolux®. While the Biolux® works to control weed, slime and algae fouling the cuprous oxide works to control shell fouling such as barnacles and zebra mussels. This keeps the bottom of your boat cleaner longer. Do not use on aluminum. Fiberglass Bottomkote® with Biolux® can be applied over any other anti-fouling paint and can also be wet sanded and burnished to a smooth racing finish.

**DIRECTIONS FOR USE**

It is a violation of federal law to use this product in a manner inconsistent with its labeling.

**PREPARATION:**

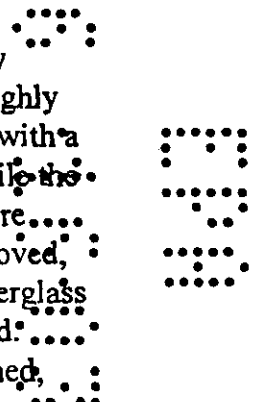
**PREVIOUSLY PAINTED – GOOD CONDITION:** Remove all traces of loose paint and contamination by sanding the entire surface with 80 grit sandpaper, wipe surface clean with Special Thinner 216. Apply at least two coats of Fiberglass Bottomkote® with Biolux®.

**PREVIOUSLY PAINTED – POOR CONDITION:** Completely remove all old antifouling paint, using Interstrip® 299E. Follow application system for bare work below.

**BARE FIBERGLASS – (POLYESTER OR VINYLESTER)**

**SURFACE PREPARATION:** It is very important that bare fiberglass be properly prepared to prevent delamination of the antifouling paint. Scrub the surface thoroughly with soap and water using a stiff brush. Flush well with water. Wipe a small area with a clean cloth that has been wetted with Interlux® Fiberglass Solvent Wash 202. While the surface is still wet remove with a clean dry cloth. Repeat this process until the entire surface has been cleaned. To be certain that all of the contamination has been removed, run water over the surface. If the water beads up or separates, wipe again with Fiberglass Solvent Wash 202. When the water sheets off, all contamination has been removed.

Sanding does not remove contamination. After the surface has been properly cleaned, proceed with the application system below.



**BARE FIBERGLASS – NO SAND SYSTEM:** Clean the surface following the preparation procedure above. Repair any surface imperfections using Watertite® Epoxy Fairing Compound. Sand and wipe clean. Apply one thin, continuous coat of Interlux® Fiberglass Primer allow appropriate dry time and apply the first coat of Fiberglass Bottomkote® with Biolux®.

**BARE FIBERGLASS – SANDING SYSTEM:** Clean the surface following the preparation procedure above. Sand the entire surface with 80-grit sandpaper and wipe clean with Fiberglass Solvent Wash 202 to remove sanding residue. Repair any surface imperfections with Watertite® Epoxy Fairing Compound. Sand and wipe clean. Apply two coats of Fiberglass Bottomkote® with Biolux® allowing for appropriate dry times.

**BARE WOOD:** Sand the entire surface with 80-grit sandpaper, wipe surface clean with Interlux® Special Thinner 216. Repair any imperfections with Watertite® Epoxy Fairing Compound. Sand and wipe clean. Apply the first coat of Fiberglass Bottomkote® with Biolux thinned 10% with Special Thinner 216 or Brush-Ease 433. If necessary fill seams with Interlux® Seam Compound 30. Apply two more coats of Fiberglass Bottomkote® with Biolux® unthinned, allowing the appropriate dry times.

**UNDERWATER METALS:** Contact the Interlux® Technical Service Department at 1-800-468-7589 for full information on how to properly prime underwater metals. **DO NOT USE ON ALUMINUM.**

**APPLICATION:**

Apply two coats of Fiberglass Bottomkote® with Biolux® (three coats on bare wood) allowing for the appropriate dry times.

**HINTS:** Fiberglass Bottomkote® with Biolux® can be applied over existing antifouling paint as long as the old coating is tightly adhered and is in sound condition. Soft antifouling paints will need to be removed or overcoated with Primocon before applying Fiberglass Bottomkote® with Biolux®.

**V.O.C.:** Less than 400 grams/liter  
(3.34 lbs./gallon)

**THEORETICAL COVERAGE:** 400 sq. ft./gallon  
yields 2 mils dry film thickness.

**THINNER:** SPECIAL THINNER 216 or  
BRUSH-EASE 433

**DRY TIMES:** Touch dry – 1 hour  
77°F (25°C) Dry to overcoat – 12 hours minimum  
Dry to launch – 12 hours minimum  
60 days maximum


**THINNING:** Thin only when necessary  
Do not exceed 10% maximum.

**APPLICATION TEMPERATURE:** 50°F (10°C)\*  
and above (air and hull)

**CLEAN-UP:** SPECIAL THINNER 216 or  
BRUSH-EASE 433

\* If either the hull or air temperature is below 50°F (10°C) during the 16 hour dry time extend the dry times to 36 hours minimum.  
ACCEPTED with COMMENTS in EPA Letter Dated:

JUN 15 2005  
Under the Federal Insecticide,  
Fungicide, and Rodenticide Act as  
amended, for the pesticide,  
registered under EPA Reg. No.  
9697-208



787

TEMPERATURE	TOUCH	OVERCOATING TIME		IMMERSION TIME	
F°/C°	DRY	Minimum	Maximum	Minimum	Maximum
50°F (10°C)	3 hrs	12 hrs	60 days	16 hrs	60 days
60°F (15°C)	2 hrs	10 hrs	60 days	12 hrs	60 days
75°F (24°C)	1 hr	6 hrs	60 days	10 hrs	60 days
95°F (35°C)	30 min	4 hrs	60 days	8 hrs	60 days

**INTERLUX®** for more information call 908-686-1300  
or write 2270 Morris Ave., Union, NJ 07083

ACCEPTED  
with COMMENTS  
in EPA Letter Dated:

**JUN 15 2005**

Under the Federal Insecticide,  
Fungicide, and Rodenticide Act as  
amended, for the pesticide,  
registered under EPA Reg. No.

2693-208

