
 <p>U.S. ENVIRONMENTAL PROTECTION AGENCY Office of Pesticide Program Registration Division (H7505C) 401 "M" St., S.W. Washington, D.C. 20460</p> <p>NOTICE OF PESTICIDE: <u> X </u> Registration <u> </u> Reregistration</p> <p>(under FIFRA, as amended)</p>	EPA Reg. Number: 2693-192	Date of Issuance: JUN 15 2005
	Term of Issuance: Expiration Date 06/15/06	
	Name of Pesticide Product: ULTRA WITH BIO-LUX BLUE	
Name and Address of Registrant (include ZIP Code): International Paint, Inc. 2270 Morris Avenue Union, NJ 07083		
<p>Note: Changes in labeling differing in substance from that accepted in connection with this registration must be submitted to and accepted by the Registration Division prior to use of the label in commerce. In any correspondence on this product always refer to the above EPA registration number.</p> <p>On the basis of information furnished by the registrant, the above named pesticide is hereby registered/reregistered under the Federal Insecticide, Fungicide and Rodenticide Act.</p> <p>Registration is in no way to be construed as an endorsement or recommendation of this product by the Agency. In order to protect health and the environment, the Administrator, on his motion, may at any time suspend or cancel the registration of a pesticide in accordance with the Act. The acceptance of any name in connection with the registration of a product under this Act is not to be construed as giving the registrant a right to exclusive use of the name or to its use if it has been covered by others.</p> <p>This product is conditionally registered in accordance with FIFRA sec. 3(c)(7)(A) provided that you:</p> <p>1. Submit and/or cite all data required for registration of your product under FIFRA sec. 3(c)(5) when the Agency request all registrants of similar product to submit such data; and submit acceptable response required for reregistration of your product under FIFRA section 4.</p> <p>The Agency is currently reviewing additional information submitted by your supplier. Therefore, we are extending this limited registration to June 15, 2006.</p>		
Signature of Approving Official:  Marshall Swindell, Product Manager 33 Regulatory Management Branch I Antimicrobials Division (7510C)	Date: JUN 15 2005	

2 7 6


EPA Reg. No. 2693-192

2. This conditional registration will expire automatically on June 15, 2006. If you fail to satisfy the conditions imposed in the registration, EPA may issue a Notice To Cancel under Section 6(e) of FIFRA.

If these conditions are not complied with, the registration will be subject to cancellation in accordance with FIFRA section 6(e). Your release for shipment of the product constitutes acceptance of these conditions.

A stamped copy of the label is enclosed for your records.

Sincerely yours,



Marshall Swindell
Product Manager 33
Regulatory Management Branch I
Antimicrobials Division (7510C)

Enclosure

3 8 6

ULTRA™ with BIOLUX™

BLUE

- Contains Biolux to resist slime
- High Copper Antifouling for Ultimate Protection
- Teflon® Added for Durability and Easy Cleaning
- Biolux Boosts Antifouling Performance by Controlling Slime

KEEP OUT OF REACH OF CHILDREN

WARNING

See side panel for additional precautionary statements

NET CONTENTS: ONE U.S. GALLON (3.785 LITERS)

ACCEPTED
with COMMENTS
in EPA Letter Dated:

JUN 15 2005

Under the Federal Insecticide,
Fungicide, and Rodenticide Act as
amended, for the pesticide,
registered under EPA Reg. No.

2693-192

EPA Registration No. 2693-192
EPA Establishment No. 2693-NJ

Active Ingredients:

Cuprous Oxide	= 66.65%
N-Cyclopropyl-N'-(1,1-dimethylethyl)-6-(methylthio)-1,3,5-triazine-2,4-diamine	= 1.59%

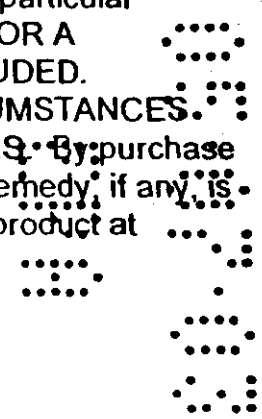
Inert Ingredients:	= 31.76%
	100.00%

Copper as Metallic	= 59.2%
--------------------	---------

DISCLAIMER: The performance of any marine coating depends on many factors outside the control of International Paint Inc. including the surface preparation, proper application and the environmental conditions. Therefore, International Paint Inc. cannot guarantee the suitability of this product for your particular purpose or application. IMPLIED WARRANTIES OF FITNESS FOR A PARTICULAR PURPOSE AND MERCHANTABILITY ARE EXCLUDED. INTERNATIONAL PAINT INC. SHALL NOT UNDER ANY CIRCUMSTANCES BE LIABLE FOR INCIDENTAL OR CONSEQUENTIAL DAMAGES. By purchase or use, of the product, buyer agrees that the sole and exclusive remedy, if any, is limited to the refund of the purchase price or replacement of the product at International Paint Inc.'s option.

International Paint Inc.

Union, NJ



4 8 6

PRECAUTIONARY STATEMENTS
HAZARDS TO HUMANS AND DOMESTIC ANIMALS
WARNING

Causes eye irritation. Harmful if absorbed through skin. Avoid contact with skin, eyes or clothing. Wear protective clothing such as gloves, long-sleeved cotton shirt, long pants and hat. May be fatal if swallowed or inhaled. Do not breathe vapor or spray mist. While spraying paint or sanding or sandblasting boat surfaces wear a mask or respirator jointly approved by the Mining Enforcement and Safety Administration and the National Institute for Occupational Safety and Health. Remove contaminated clothing and wash before reuse. Wash thoroughly with soap and water after handling. Prolonged or frequently repeated skin contact may cause allergic reactions in some individuals.

FIRST AID

If Swallowed:

- Call a poison control center or doctor immediately for treatment advice.
- Have person sip a glass of water if able to swallow.
- Do not induce vomiting unless told to do so by a poison control center or doctor.
- Do not give anything by mouth to an unconscious person.

If on skin or clothing:

- Take off contaminated clothing.
- Rinse skin immediately with plenty of water for 15-20 minutes.
- Call a poison control center or doctor for treatment advice.

If inhaled:

- Move person to fresh air.
- If person is not breathing, call 911 or an ambulance, then give artificial respiration, preferably mouth-to-mouth if possible.
- Call a poison control center or doctor for further treatment advice.

If in eyes:

- Hold eye open and rinse slowly and gently with water for 15-20 minutes.
- Remove contact lenses, if present, after the first 5 minutes, then continue rinsing eye.
- Call a poison control center or doctor for treatment advice.

Other: Have the product container or label with you when calling a poison control center or doctor or going for treatment.

ACCEPTED
with COMMENTS
in EPA Letter Dated:

JUN 15 2005
Under the Federal Insecticide,
Fungicide, and Rodenticide Act as
amended, for the pesticide,
registered under EPA Reg. No.

2693-192

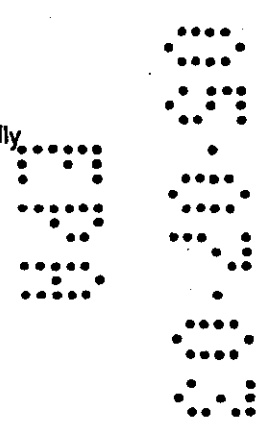
ENVIRONMENTAL HAZARDS: This material is toxic to fish. Do not apply directly to water by cleaning of equipment or disposal of wastes. Do not allow chips and dust generated during paint removal to enter water. Dispose of paint debris in an approved landfill. Do not discharge effluent containing this product into lakes, streams, ponds, estuaries, oceans and other waters unless in accordance with the requirements of a National Pollution Discharge Elimination System (NPDES) permit and the permitting authority has been notified in writing prior to discharge. Do not discharge effluent to sewer system without previously notifying the local sewage treatment plant authority. For guidance contact your State Water Board or Regional Office of the EPA.

PHYSICAL OR CHEMICAL HAZARD: Flammable. Keep away from heat, sparks and open flame.

STORAGE AND DISPOSAL: Do not contaminate water, food or feed by storage or disposal. Open dumping is prohibited.

PESTICIDE DISPOSAL: Pesticide wastes are toxic. Open dumping is prohibited. Pesticide, spray mixture, or rinsate that cannot be used or chemically reprocessed should be disposed of according to procedures approved by Federal, State or local disposal authorities.

CONTAINER DISPOSAL: Triple rinse (or equivalent). Then offer for recycling or reconditioning, or puncture and dispose of in a sanitary landfill, or by other procedures approved by state and local procedures.



PRODUCT DESCRIPTION: Ultra™ with Biolux™ provides excellent long term protection from shell and weed fouling. Ultra™ with Biolux™ contains a very high loading of cuprous oxide and an organic boosting biocide called Biolux™. The cuprous oxide works best against shell fouling such as barnacles and zebra mussels and the Biolux™ booster works to control slime and algae fouling. Ultra™ with Biolux™ also contains Teflon® for added durability and easy cleaning. Ultra™ with Biolux™ is recommended for use wherever the fouling challenge is severe, and can be used in fresh, salt and brackish water on fiberglass, wood and properly primed metal boat hulls and parts. Do not use on aluminum. Ultra™ with Biolux™ can be applied over hard well sanded antifouling paint. Even though Ultra™ with Biolux™ has a very high loading of cuprous oxide it has excellent color stability and resists changing color at the waterline.

DIRECTIONS FOR USE:

It is a violation of Federal law to use this product in a manner inconsistent with its labeling.

COMPATIBILITY: Ultra™ with Biolux™ can be applied over any other hard antifouling paint after sanding the surface. Soft antifouling paints will need to be removed or overcoated with Underwater Primer 360R before applying Ultra™ with Biolux™.

V.O.C.: Less than 290 grams/liter (2.40 lbs./gallon)

THEORETICAL COVERAGE: 530 sq. ft./gallon yields 2 mils dry film thickness.

THINNER: Special Thinner 216 or Brush-Ease 433

DRY TIMES: Touch dry - 2 hours
77°F (25°C) Dry to overcoat - 16 hours minimum
Dry to launch - 16 hours minimum
60 days maximum

THINNING: Thin only when necessary
Do not exceed 10% maximum.

APPLICATION TEMPERATURE: 50°F (10°C)* and above (air and hull)

CLEAN-UP: Special Thinner 216 or Brush-Ease 433

ACCEPTED with COMMENTS in EPA Letter Dated:

*If either the air or hull temperature falls below 50°F (10°C) during the 16 hour dry time extend the dry times to 36 hours minimum.

JUN 15 2005
Under the Federal Insecticide, Fungicide, and Rodenticide Act as amended, for the pesticide, registered under EPA Reg. No. 2693-192

APPLICATION SYSTEMS

PREVIOUSLY PAINTED - GOOD CONDITION: Remove all traces of loose paint and contamination by sanding the entire surface with 80 grit sandpaper, wipe surface clean with Special Thinner 216. Apply at least two coats of Ultra™ with Biolux™.

PREVIOUSLY PAINTED - POOR CONDITION: Completely remove all old antifouling paint, using Interstrip 299E. Sand and wipe clean with Fiberglass Solvent Wash 202.

BARE FIBERGLASS - (POLYESTER OR VINYLESTER)
SURFACE PREPARATION: It is very important that bare fiberglass be properly prepared to prevent delamination of the antifouling paint. Scrub the surface thoroughly with soap and water using a stiff brush. Flush well with water. Wipe a

Solvent Wash 202. While the surface is still wet remove with a clean dry cloth. Repeat this process until the entire surface has been cleaned. To be certain that all of the contamination has been removed, run water over the surface. If the water beads up or separates, wipe again with Fiberglass Solvent Wash 202. When the water sheets off, all contamination has been removed. Sanding does not remove contamination. After the surface has been properly cleaned, proceed with the application system below.

BARE FIBERGLASS - NO SAND SYSTEM: Clean the surface following the preparation procedure above. Repair any surface imperfections using Interlux® Interprotect® Watertite® V135. Sand and wipe clean. Apply one thin, continuous coat of Interlux No Sand Primer by brush or roller. Follow application directions for primer and apply the first coat of Ultra™ with Biolux™. Apply a second coat allowing for the appropriate dry times.

BARE FIBERGLASS - SANDING SYSTEM: Clean the surface following the preparation procedure above. Sand the entire surface with 80 grit sandpaper and wipe clean with Fiberglass Solvent Wash 202 to remove sanding residue. Repair any surface imperfections with Interlux® Interprotect® Watertite® V135. Sand and wipe clean. Apply two coats of Ultra™ with Biolux™ allowing for appropriate dry times.

BARE WOOD: Sand the entire surface with 80 grit sandpaper, wipe surface clean with Interlux® Special Thinner 216. Repair imperfections with Interlux® Interprotect® Watertite® V135. Sand and wipe clean. Apply the first coat of Ultra with Biolux thinned 10% with Special Thinner 216 or Brush-Ease 433. Fill seams with Interlux® Seam Compound 30 (if necessary). Apply two more coats of Ultra with Biolux unthinned, allowing the appropriate dry times.

UNDERWATER METALS: Contact the Interlux® Technical Service Department at 1-800-468-7589 for full information on how to properly prime underwater metals. DO NOT USE ON ALUMINUM.

Teflon® is a trademark of DuPont. Only DuPont makes TEFLON.

ACCEPTED
with COMMENTS
in EPA Letter Dated:

JUN 15 2005

Under the Federal Insecticide,
Fungicide, and Rodenticide Act as
amended, for the pesticide,
registered under EPA Reg. No.

2693-192

