



| | | | |
|--|--|--|--------------------------------------|
|  | U.S. ENVIRONMENTAL PROTECTION AGENCY Office of Pesticide Program Registration Division (H7505C) 401 "M" St., S.W. Washington, D.C. 20460 | EPA Reg. Number: 2693-189 | Date of Issuance: SEP 15 2004 |
| | | Term of Issuance: Expiration Date 06/15/05 | |
| | | Name of Pesticide Product: TRI-LUX BLUE | |
| (under FIFRA, as amended) | | | |
| Name and Address of Registrant (include ZIP Code): International Paint, Inc. 2270 Morris Avenue Union, NJ 07083 | | | |
| Note: Changes in labeling differing in substance from that accepted in connection with this registration must be submitted to and accepted by the Registration Division prior to use of the label in commerce. In any correspondence on this product always refer to the above EPA registration number. | | | |
| On the basis of information furnished by the registrant, the above named pesticide is hereby registered/reregistered under the Federal Insecticide, Fungicide and Rodenticide Act. Registration is in no way to be construed as an endorsement or recommendation of this product by the Agency. In order to protect health and the environment, the Administrator, on his motion, may at any time suspend or cancel the registration of a pesticide in accordance with the Act. The acceptance of any name in connection with the registration of a product under this Act is not to be construed as giving the registrant a right to exclusive use of the name or to its use if it has been covered by others. | | | |
| This product is conditionally registered in accordance with FIFRA sec. 3(c)(7)(A) provided that you: 1. Submit and/or cite all data required for registration of your product under FIFRA sec. 3(c)(5) when the Agency request all registrants of similar product to submit such data; and submit acceptable response required for reregistration of your product under FIFRA section 4. The Agency is currently reviewing additional information submitted by your supplier. Therefore, we are extending this limited registration to June 15, 2005. | | | |
| Signature of Approving Official:  Marshall Swindell, Product Manager 33 Regulatory Management Branch I Antimicrobials Division (7510C) | | Date: SEP 15 2004 | |

2. This conditional registration will expire automatically on June 15, 2005. If you fail to satisfy the conditions imposed in the registration, EPA may issue a Notice To Cancel under Section 6(e) of FIFRA.

If these conditions are not complied with, the registration will be subject to cancellation in accordance with FIFRA section 6(e). Your release for shipment of the product constitutes acceptance of these conditions.

A stamped copy of the label is enclosed for your records.

Sincerely yours,



Marshall Swindell
Product Manager 33
Regulatory Management Branch I
Antimicrobials Division (7510C)

Enclosure

3 7 8

INTERLUX

TRI-LUX BLUE

Biolux Blocks Slime
Developed for Aluminum, Compatible with Fiberglass
Biolux Boosts Performance by Controlling Slime
Bright Colors with Teflon for Easy Cleaning
Teflon – Only by DuPont
Low Friction Teflon Containing Antifouling

ACTIVE INGREDIENTS:

| | | % |
|--|---|-------|
| Cuprous Thiocyanate | = | 22.34 |
| N-Cyclopropyl-N'-(1,1-dimethylethyl)-6-(methylthio)-1,3,5-triazine-2,4-diamine | = | 2.23 |

INERT INGREDIENTS:

| | | |
|--------------------|---|--------|
| | = | 75.43 |
| TOTAL | = | 100.00 |
| Copper as Metallic | = | 11.64% |

ALCOA, INC.
with COPPER
in EPA Letter Dated:

SEP 15 2004

Under the Federal Insecticide,
Fungicide, and Rodenticide Act as
amended, for the pesticide,
registered under EPA Reg. No.

2693-189

Contains Petroleum Distillates

EPA Registration No. 2693-189

EPA Establishment No. 2693-NJ-1

KEEP OUT OF REACH OF CHILDREN

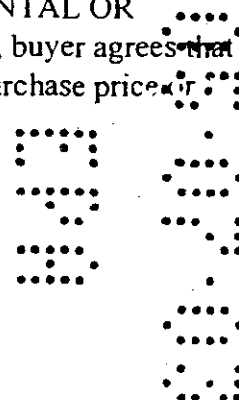
CAUTION

See side panel for additional precautionary statements

Net Contents: ONE U.S. GALLON (3.785 LITERS)

DISCLAIMER: The performance of any marine coating depends on many factors outside the control of International Paint Inc. including the surface preparation, proper application and the environmental conditions. Therefore, International Paint Inc. cannot guarantee the suitability of this product for your particular purpose or application. **IMPLIED WARRANTIES OF FITNESS FOR A PARTICULAR PURPOSE AND MERCHANTABILITY ARE EXCLUDED. INTERNATIONAL PAINT INC. SHALL NOT UNDER ANY CIRCUMSTANCES BE LIABLE FOR INCIDENTAL OR CONSEQUENTIAL DAMAGES.** By purchase or use, of the product, buyer agrees that the sole and exclusive remedy, if any, is limited to the refund of the purchase price or replacement of the product at International Paint Inc.'s option.

**International Paint Inc.
Union, NJ**



**PRECAUTIONARY STATEMENTS
HAZARDS TO HUMANS AND DOMESTIC ANIMALS**

CAUTION

Harmful if absorbed through skin or inhaled. Causes moderate eye irritation. Avoid contact with eyes, skin or clothing. Wear protective clothing such as gloves, long-sleeved cotton shirt, long pants, and hat. Avoid breathing spray mist. While spraying paint or sanding or sand blasting boat surfaces, wear a mask or a respirator jointly approved by the Mining Safety & Health Administration and the National Institute of Occupational Safety and Health. Wash thoroughly with soap and water after handling. Remove contaminated clothing and wash before reuse. May pose an aspiration pneumonia hazard.

FIRST AID

If Swallowed:

- Immediately call a poison control center or doctor.
- Do not induce vomiting unless told to do so by a poison control center or doctor.
- Do not give any liquid to the person.
- Do not give anything by mouth to an unconscious person.

If on skin or clothing:

- Take off contaminated clothing.
- Rinse skin immediately with plenty of water for 15-20 minutes.
- Call a poison control center or doctor for treatment advice.

If inhaled:

- Move person to fresh air.
- If person is not breathing, call 911 or an ambulance, then give artificial respiration, preferably mouth-to-mouth if possible.
- Call a poison control center or doctor for further treatment advice.

If in eyes:

- Hold eye open and rinse slowly and gently with water for 15-20 minutes.
- Remove contact lenses, if present, after the first 5 minutes, then continue rinsing eye.
- Call a poison control center or doctor for treatment advice.

Other: Have the product container or label with you when calling a poison control center or doctor or going for treatment.

Note to Physician: Contains petroleum distillate - vomiting may cause aspiration pneumonia.

ENVIRONMENTAL HAZARD:

This material is toxic to fish. Do not apply directly to water by cleaning of equipment or disposal of wastes. Do not allow chips and dust generated during paint removal to enter water. Dispose of paint debris in an approved landfill. Do not discharge effluent containing this product into lakes, streams, ponds, estuaries, oceans and other waters unless in accordance with the requirements of a National Pollution Discharge Elimination System (NPDES) permit and the permitting authority has been notified in writing prior to discharge. Do not discharge effluent to sewer system without previously notifying the local sewage treatment plant authority. For guidance contact your State Water Board or Regional Office of the EPA.

PHYSICAL OR CHEMICAL HAZARD:


Flammable. Keep away from heat and open flame.

ACCEPTED
with COMMENTS
in EPA Letter Dated:

SEP 15 2004

Under the Federal Insecticide,
Fungicide, and Rodenticide Act as
amended, for the pesticide,
registered under EPA Reg. No.

2693-189



STORAGE AND DISPOSAL:

Do not contaminate water, food or feed by storage or disposal. Open dumping is prohibited.

PESTICIDE DISPOSAL: Pesticide, spray mixture, or rinsate that cannot be used or chemically reprocessed should be disposed of according to procedures approved by Federal, State or local disposal authorities.

CONTAINER DISPOSAL: Triple rinse (or equivalent). Then offer for recycling or reconditioning, or puncture and dispose of in a sanitary landfill, or by other procedures approved by state and local authorities.

FOR CHEMICAL EMERGENCY, SPILL, LEAK, EXPOSURE OR ACCIDENT:

CALL TOLL FREE - CHEMTREC 1-800-424-9300 (DAY OR NIGHT)

MEDICAL ADVISORY:


CONTACT YOUR LOCAL POISON CONTROL CENTER

OR CALL 1-800-854-6813

ACCEPTED
with COMMENTS
in EPA Letter Dated:
SEP 15 2004

Under the Federal Insecticide,
Fungicide, and Rodenticide Act as
amended, for the pesticide,
registered under EPA Reg. No.

2695-189



PRODUCT DESCRIPTION: TRI-LUX® is a hard antifouling paint specifically developed for use on aluminum boats, outdrives and outboards. TRI-LUX® uses a resin system containing two biocides - Cuprous Thiocyanate and an organic booster called Biolux. The Cuprous Thiocyanate works best against shell fouling such as barnacles and zebra mussels while the Biolux booster helps prevent slime and algae growth. This blend of resins and biocides offer, when properly applied over primer, excellent antifouling protection. TRI-LUX® is available in bright, crisp colors, as well as black and white. TRI-LUX® with Biolux also contains Teflon for added durability and easy cleaning.

In warm tropical water TRI-LUX® will show signs of some polishing but the polish is limited, affected primarily at the waterline. TRI-LUX® has been specifically developed for use on primed aluminum, but it can also be applied to fiberglass, wood and other underwater metals on boats. TRI-LUX® is for use below the waterline in fresh, salt and brackish water. TRI-LUX® can be applied by brush, roller or spray.

DIRECTIONS FOR USE

It is a violation of Federal Law to use this product in a manner inconsistent with its labeling.

COMPATIBILITY: TRI-LUX® can be applied over most hard antifouling paints if the old coating is tightly adhered, in sound condition and has been properly primed (see application systems below). Remove any loose or flaking paint. Do not apply TRI-LUX® over soft antifouling paints or tin-based copolymers. Paints that contain cuprous oxide should be removed if previously painted on aluminum prior to the application of TRI-LUX®.

V.O.C.: Less than 400 grams /liter (3.34 lbs./gallon)

THEORETICAL COVERAGE: 430 sq. ft./ gal yields 2 mils dry film thickness.

THINNER; SPECIAL THINNER 216 or BRUSH-EASE 433

DRY TIMES: Touch - 1 hour
77°F (25°C) Overcoat - 12 hours minimum
Launch - 12 hours minimum

THINNING: Thin only when necessary. Do not exceed 10% maximum.


CLEAN-UP: SPECIAL THINNER 216 or BRUSH-EASE 433

APPLICATION TEMPERATURE: 50°F (10°C) and above (air and hull).

ACCEPTED
with COMMENTS
in EPA Letter Dated:

SEP 15 2004

Under the Federal Insecticide,
Fungicide, and Rodenticide Act as
amended, for the pesticide,
registered under EPA Reg. No.
2693-189



APPLICATION SYSTEMS

BARE ALUMINUM - On small craft where sandblasting is not practical, i.e. aluminum pontoon boats, car top boats etc.; Wipe bare metal with **SPECIAL THINNER 216** to remove oil and grease. Uniformly, sand surface to a bright finish with medium grit emery cloth. Wipe surface clean of dust with **SPECIAL THINNER 216**. Immediately apply one thin coat of **VINY-LUX® PRIMEWASH 353/354** thinned 25% with **INTERLUX® VINY-LUX® SOLVENT 355**. Allow to dry a minimum of one hour but no more than twenty-four hours then apply **INTERLUX® INTERPROTECT® 2000E/2001E**. Apply enough **INTERPROTECT® 2000E/2001E** to obtain a 10 mil dry film thickness. This usually takes 4-5 coats to obtain this thickness, although the amount of paint is more important than the number of coats. Be sure to follow dry times on the **INTERPROTECT® 2000E/2001E** label. When complete, apply at least three coats of **TRI-LUX®**. If dry times for **INTERPROTECT® 2000E/2001E** cannot be followed, use the following alternate system. Apply four coats of **INTERLUX® UNDERWATER METAL PRIMER 360** over the **VINY-LUX® PRIMEWASH 353/354**. On rivets and adjacent areas, apply a minimum of 5 coats of **UNDERWATER METAL PRIMER 360R**. Finish with at least three coats of **TRI-LUX®**.

ALUMINUM- PREVIOUSLY PAINTED WITH ANTIFOULING PAINT. Remove incompatible antifouling paint (soft, tin-based copolymers or cuprous oxide) and primer (EPOXY PRIMER MAY BE LEFT ON IF IT IS IN GOOD CONDITION) to bare aluminum and proceed with bare system above. If the paint and primer system is in good condition, sand with 80 grit sandpaper. Wipe off sanding residue with **INTERLUX® SPECIAL THINNER 216**. Any areas where the bare aluminum is exposed must be resanded with medium grit emery cloth and wiped clean. Immediately apply **INTERLUX® UNDERWATER METAL PRIMER 360R** to bare areas. Then apply at least two additional coats of **PRIMOCON 360R** to the entire underwater surface. Do not apply **PRIMOCON 360R** or **TRI-LUX®** above the true waterline. Apply three coats of **TRI-LUX®**.


ALUMINUM - PREVIOUSLY PAINTED WITH A FACTORY FINISH. Wipe surface clean with **INTERLUX® SPECIAL THINNER 216** to remove contaminants. Sand the surface with 120 grit sandpaper. Wipe the surface again with **INTERLUX® SPECIAL THINNER 216**, to remove sanding residue. Immediately spot prime any bare areas with **INTERLUX® PRIMOCON 360R**. Apply at least two full coats of **INTERLUX® PRIMOCON 360R** (three coats to riveted areas), to the entire bottom, allowing appropriate dry times. After an overnight dry apply at least three coats of **TRI-LUX®**. Do not apply **PRIMOCON 360R** or **TRI-LUX®** above the true waterline.....

ACCEPTED
with COMMENTS
in EPA Letter Dated:

SEP 15 2004

Under the Federal Insecticide,
Fungicide, and Rodenticide Act as
amended, for the pesticide,
registered under EPA Reg. No.

2653-187



8 7 8

UNDERWATER METALS INCLUDING ~~SHAFTS, PROPELLERS~~, TRIM TABS, STRUTS AND THRU-HULL FITTINGS: These areas require special attention to initial surface preparation in order to improve adhesion. Treat these areas the same as bare aluminum. The longevity of this system will probably not be equal to that of the remainder of the boat due to the R.P.M.'s these parts withstand. For more details contact Interlux Technical Service at 1-800-468-7589.

BARE FIBERGLASS - NO SAND SYSTEM: Clean entire surface thoroughly with **INTERLUX® FIBERGLASS SOLVENT WASH 202**, changing rags frequently. Before the liquid dries, wipe clean with dry cloth. Be sure all wax and other contaminants are removed, if surface is not clean delamination will occur. Apply one thin, continuous coat of **INTERLUX BONDKOTE 200 FIBERGLASS PRIMER®**. Follow the **BONDKOTE 200** label directions for overcoating, and apply two coats of **TRI-LUX®**. Apply a minimum of three coats of **TRI-LUX®**.

BARE FIBERGLASS - SANDING SYSTEM: Be sure all wax and other contaminants are removed by cleaning the surface with **INTERLUX® FIBERGLASS SOLVENT WASH 202**. Wash the surface thoroughly with a rag that has been soaked in **FIBERGLASS SOLVENT WASH 202** and before the liquid dries wipe off with a clean dry cloth. Change the rags frequently. After the surface has been cleaned sand with 80 grit sandpaper until a flat, matte finish has been obtained. Wipe off the sanding residue with **FIBERGLASS SOLVENT WASH 202**. Apply three coats of **TRI-LUX®**.

BARE WOOD: Sand entire surface thoroughly to a smooth finish with 80 grit sandpaper. Clean off the sanding residue using **INTERLUX® SPECIAL THINNER 216** on a damp rag. Apply the first coat of **TRI-LUX®** reduced with **INTERLUX® SPECIAL THINNER 216** (10% maximum) to penetrate the porous grain. Fill seams with **INTERLUX® SEAM COMPOUND 30**. Apply second and third coats of **TRI-LUX®** unreduced.

PREVIOUSLY PAINTED FIBERGLASS AND WOOD - GOOD CONDITION: Remove all traces of loose paint and contamination by sanding the entire surface with 80 grit sandpaper. Wipe surface clean. Apply three coats of **TRI-LUX®**.

NOTE: **TRI-LUX®** white may show a green patina at the waterline, specially when applied in thin coats. This patina does not affect antifouling performance.

Color difference may occur between actual paint and color swatch on front of can.

ACCEPTED
with COMMENTS
in EPA Letter Dated:
SEP 15 2004

INTERLUX® FOR MORE INFORMATION CALL 908-686-1300
OR WRITE: 2270 MORRIS AVE., UNION, N.J. 07083

Under the Federal Insecticide,
Fungicide, and Rodenticide Act as
amended, for the pesticide,
registered under EPA Reg. No.

2693-189

