

BOTTOMKOTE ANTIFOULING PAINT

BOTTOMKOTE ANTIFOULING PAINT has extra strong antifouling properties for use on the bottoms of steel, wood and fiberglass boats. It contains a high percentage of toxic ingredients and their release is controlled so that the attachment of fouling growth is prevented, even when lying idle, without risking the paint film becoming exhausted before the end of the season.

DIRECTIONS

FOR WOODEN BOTTOMS — New Work

Reduce with 10% of 216 **INTERLUX® SPECIAL THINNER** for application of the first coat. Apply second and third coats unreduced. Allow 5 hours drying time between coats and launch within 24 hours after application of final coat.

FOR WOODEN BOTTOMS — Old Work

Remove all traces of loose paint, dirt, grease, etc. Sand the existing paint film well and apply 2 coats of **BOTTOMKOTE ANTIFOULING PAINT**.

FOR STEEL BOTTOMS — New Work

Freshly sandblasted steel should be conditioned with a thin coat of 353/4 **VINYL-LUX PRIMEWASH**. Allow to dry for one hour and then apply 3 coats of 347 **"INTERLUX" PRIMOCON® SILVER** allowing 3 hours, 6 hours, and overnight for drying between coats and before coating over.

Next apply 2 coats of **BOTTOMKOTE ANTIFOULING PAINT**.

FOR STEEL BOTTOMS — Old Work

Scrape and wire brush to remove all rust, scale or loosely adhering paint. Touch up bare spots with 3 coats of 347 **"INTERLUX" "PRIMOCON" SILVER** followed by 2 coats of **BOTTOMKOTE ANTIFOULING PAINT**.


FOR FIBERGLASS BOTTOMS

Wipe fiberglass thoroughly with 202 **"INTERLUX" FIBERGLASS SOLVENT WASH** to remove mold release agent, and apply 1 coat 200 **"INTERLUX" FIBERGLASS PRIMER**. After 2-3 hours drying time apply 2 coats **BOTTOMKOTE ANTIFOULING PAINT**.


OR

Sand surface thoroughly with coarse sandpaper until a uniform flat finish is obtained. Clean surface with 216 **"INTERLUX" SPECIAL THINNER** to remove all grit, residue, etc., and allow to dry.

Apply 1 coat of 347 **"INTERLUX" "PRIMOCON" SILVER**. Allow a minimum of 4 hours, and a maximum of 24 hours drying time, and then apply 2 coats of **BOTTOMKOTE ANTIFOULING PAINT**.



International



Paints

ONE U.S. GALLON

WARNING!

KEEP OUT OF REACH OF CHILDREN

See other warnings on back panel

Bottomkote

Antifouling Paint

49 RED

ACTIVE INGREDIENT	PER CENT
Cuprous Oxide	43.5
INERT INGREDIENTS	56.5

Elemental Copper—38.6%

100.0%

International Paint Company.

NEW YORK, N.Y. 10006 · SAN FRANCISCO, CAL. 94080 · NEW ORLEANS, LA. 70112

World's largest marine paint makers

ational



ONE U.S. GALLON

WARNING!

KEEP OUT OF REACH OF CHILDREN
See other warnings on back panel

Bottomkote

Antifouling Paint


49 RED

ACTIVE INGREDIENT	PER CENT
Cuprous Oxide	43.5
INERT INGREDIENTS	56.5
Elemental Copper—38.6%	100.0%

ACCEPTED

7/18/69

269312



WARNING

Harmful if swallowed. Do not use or store near heat or open flame.

Use with adequate ventilation.

Avoid prolonged contact with skin and breathing of vapor or spray mist. Close container after each use.

U.S.D.A. Reg. No. 2693-12

FACTORIES

U.S.A.	Union, N.J.	HOLLAND	Rijswijk
U.S.A.	San Francisco	ITALY	Genoa
U.S.A.	New Orleans	ITALY	Trieste
AUSTRALIA	Sydney	MEXICO	Mexico City
BRAZIL	Rio de Janeiro	NEW ZEALAND	Auckland
CANADA	Montreal	NEW ZEALAND	Wellington
CANADA	Regina	NIGERIA	Ikeja
CANADA	Vancouver	NORWAY	Bergen
DENMARK	Copenhagen	PORTUGAL	Setubal
ENGLAND	Felling-on-Tyne	SCOTLAND	Glasgow
FRANCE	Rouen	SPAIN	Bilbao
GERMANY	Hamburg	SWEDEN	Gothsburg
		VENEZUELA	Maracaibo

International Paint Company, Inc.

NEW YORK, N.Y. 10006 · SAN FRANCISCO, CAL. 94080 · NEW ORLEANS, LA. 70126

World's largest marine paint makers

