



U.S. ENVIRONMENTAL PROTECTION AGENCY
 Office of Pesticide Programs
 Registration Division (7505P)
 1200 Pennsylvania Ave., N.W.
 Washington, D.C. 20460

EPA Reg. Number:

2596-186

Date of Issuance:

2/25/20

NOTICE OF PESTICIDE:

Registration
 Reregistration

(under FIFRA, as amended)

Term of Issuance:

Conditional, Time-Limited
 Expires: 02/25/2022

Name of Pesticide Product:

Hartz Reference 157

Name and Address of Registrant (include ZIP Code):

Joseph Conti
 Sr. Director Regulatory, Research & Development
 The Hartz Mountain Corporation
 400 Plaza Dr.
 Secaucus, NJ 07094

Note: Changes in labeling differing in substance from that accepted in connection with this registration must be submitted to and accepted by the Registration Division prior to use of the label in commerce. In any correspondence on this product always refer to the above EPA registration number.

On the basis of information furnished by the registrant, the above named pesticide is hereby registered under the Federal Insecticide, Fungicide and Rodenticide Act.

Registration is in no way to be construed as an endorsement or recommendation of this product by the Agency. In order to protect health and the environment, the Administrator, on his motion, may at any time suspend or cancel the registration of a pesticide in accordance with the Act. The acceptance of any name in connection with the registration of a product under this Act is not to be construed as giving the registrant a right to exclusive use of the name or to its use if it has been covered by others.

This product is conditionally registered in accordance with FIFRA section 3(c)(7)(A). You must comply with the following conditions:

1. Submit and/or cite all data required for registration/reregistration/registration review of your product under FIFRA when the Agency requires all registrants of similar products to submit such data.

Signature of Approving Official:

Elizabeth Fertich, Product Manager 04
 Invertebrate & Vertebrate Branch 1, Registration Division
 (7505P)

Date:

2/25/20

2. This registration is time-limited and expires 02/25/2022.
3. You must submit quarterly enhanced incident reports and quarterly sales information in doses sold for this product beginning within 3 months of the date the product is first released for shipment, on the first day of the quarter (i.e., January 1, April 1, July 1, or October 1). Please flag any Confidential Business Information as such. Submit enhanced incident reporting and quarterly sales information to the Product Manager's attention. The following is a list of information that must be included in the quarterly reports for each incident:
 - EPA Registration Number
 - Product name (brand name)
 - Lot #
 - Where purchased: internet, store, veterinarian
 - Active Ingredient(s)
 - Weight range for product
 - Date on which incident occurred (mm/dd/yyyy)
 - State in which the incident occurred (standard 2 letter abbreviation)
 - Registrant case #
 - Species: dog, cat, other (specify)
 - Breed: (as reported by pet owner)
 - Age: months or years
 - Sex: M, F, or neutered
 - Weight: pounds
 - Primary Route of Exposure: dermal, oral, other animal, inhalation, other
 - Body System: neurological, dermatological, GI, respiratory, ocular, other
 - Major signs noted with separate column for each sign, using standard terminology
 - Time to Onset: (hours, days)
 - Treated by veterinarian: yes or no
 - First time product used: yes or no
 - Misuse: use on incorrect species, overdose, too frequent dosing, other (describe)
 - Any known precondition
 - EPA Severity Code: death, major, moderate, minor
 - Outcome: died, recovered, still treated, unknown
4. Along with the enhanced incident reporting, you must submit an analysis of the incidents seen, to include the following details:
 - All incidents should be reported including all minor dermal and ocular irritation reports.
 - Summary table for dogs showing number of incidents of each severity code for each route of exposure. Each incident should only be reported once. If one incident has several routes of exposure, the order should be ocular > oral > dermal. In other words, an incident with both oral and dermal exposure would be reported as oral exposure, and an incident with both ocular and oral exposure would be reported as ocular exposure.

- A similar summary table for cats (misuse or secondary exposure) showing number of incidents of each severity code for each route of exposure.
- Summary table for cats and table for dogs showing number of incidents that are believed due to secondary exposure (e.g., multi-pet households).
- A summary table for dogs showing number of incidents for each severity code for these age ranges: <3 months, 3-6 months, 6-9 months, 9-12 months, 1 yr, 2 yr, 3 yr, 4 yr, 5 yr, 6 yr, 7 yr, 8 yr, 9 yr, 10 yr, 11 yr, 12 yr, 13 yr, 14 yr, 15 yr, >15 yr.
- A summary table showing the number of dog incidents for each severity code for each pet weight range on the product label, as applicable.
- A summary table for dog weight showing number of incidents for each product weight range. This table should show number of incidents in dogs weighing less than that product weight range, number of incidents in dogs in lower half of weight range, number of incidents in dogs in upper half of weight range, and dogs weighing more than the product weight range, as applicable.
- Table showing number of incidents for each dog breed, where provided.
- Table showing number of incidents in dogs for each clinical sign.
- Table showing number of incidents in dogs for each organ system.
- Report aggregate incidents, but do not combine moderate and minor incidents.

If EPA determines that future mitigation measures are necessary for all pet spot-ons, the Agency will inform registrants. If mitigation measures are necessary, EPA may take regulatory action.

5. Make the following label changes before you release the product for shipment:
 - Revise the EPA Registration Number to read, “EPA Reg. No. 2596-186.”
6. Submit one copy of the final printed label for the record before you release the product for shipment.

Should you wish to add/retain a reference to the company’s website on your label, then please be aware that the website becomes labeling under the Federal Insecticide Fungicide and Rodenticide Act and is subject to review by the Agency. If the website is false or misleading, the product would be misbranded and unlawful to sell or distribute under FIFRA section 12(a)(1)(E). 40 CFR 156.10(a)(5) list examples of statements EPA may consider false or misleading. In addition, regardless of whether a website is referenced on your product’s label, claims made on the website may not substantially differ from those claims approved through the registration process. Therefore, should the Agency find or if it is brought to our attention that a website contains false or misleading statements or claims substantially differing from the EPA approved registration, the website will be referred to the EPA’s Office of Enforcement and Compliance.

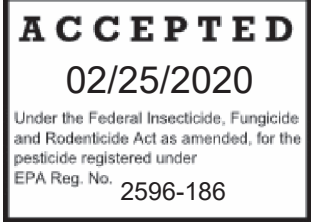
If you fail to satisfy these data requirements, EPA will consider appropriate regulatory action including, among other things, cancellation under FIFRA section 6(e). Your release for shipment of the product constitutes acceptance of these conditions. A stamped copy of the label is enclosed for your records.

Please note that the record for this product currently contains the following CSFs:

- Basic CSF dated 11/21/2019
- Alternate CSF 1 dated 11/21/2019
- Alternate CSF 2 dated 11/21/2019

If you have any questions, please contact Jennifer Gaines by phone at (703) 305-5967, or via email at gaines.jennifer@epa.gov.

Enclosure



EPA Reg. No. 2596-RIA
Hartz Reference no. 157
Master Label with EPA/J. Gaines revisions

February 13, 2020

{Note to Reviewer: (Text in Parenthesis contain information that is not optional.) [Text in square brackets contain optional Ialternate information.] {Text in braces with or without italicized text inside the braces, contain Notes to Reviewer that are not intended for printing.}

{FRONT PANEL}

Hartz Reference 157

{Note to Reviewer: The primary brand name will not be used. Only an alternate brand name will be used and it will include the word "dog" in the product's name. In addition the size of the word "dog" will be increased to at least 75% the height of the largest letter in the product brand name.}

{A large clear picture of a dog in the weight range for the product as packaged will appear on the front panel of the label.}

{Alternate Brand Names listed at end of document}

{One of the following statements will be used prominently on the front panels applicable to the specific size packaging. The statement will appear in a box.}

[For Dogs [&] [Puppies, Toys and Miniatures] weighing 7 -15 lbs., over 6 months of age or older]
[For [Small] Dogs [&] [Puppies] weighing 16-30 lbs., over 6 months of age or older]
For [Medium] Dogs [&Puppies] Weighing 31-60 lb over 6 months of age or older
For [Large] Dogs Weighing over 60 lbs., over 6 months of age and older

ACTIVE INGREDIENTS

Permethrin	45.00%
S-Methoprene	3.00%
OTHER INGREDIENTS	52.00%
TOTAL	100.00%

**KEEP OUT OF REACH OF CHILDREN
CAUTION**

See [Back] [Label] [Panel] [insert]* for First Aid and Additional Precautionary Statements
* **(Note to Reviewer: The insert will include a copy of the entire label.)**

EPA REGISTRATION No. 2596-RIA
EPA ESTABLISHMENT No. 2596-XX-X

The Hartz Mountain Corporation
400 Plaza Drive
Secaucus, NJ 07094

{Note to Reviewer: (Text in Parenthesis contain information that is not optional.) [Text in square brackets contain optional alternate information.] {Text in braces with or without italicized text inside the braces, contain Notes to Reviewer that are not intended for printing.}}

{Note to Reviewer: 1) Only one term, "tube" OR "applicator tube", will be used on the product label. 2) The following Net Contents options are the different optional packaging with the total Net Contents for packages containing 1, 2, 3, 4, 6, 8, and 12 applicator tubes.}

NET CONTENTS

For Use Only on Dogs and Puppies 6 months and older weighing:

7 to 15 lbs.
16 to 30 lbs.
31 to 60 lbs.
Over 60 lbs.

Net Contents

Contains 1 [tube] [applicator tube], each 0.022 fl. oz.
(0.65ml) Contains 1 [tube] [applicator tube], each 0.034 fl.
oz. (1.0ml)
Contains 1 [tube] [applicator tube], each 0.068 fl. oz. (2.0ml)
Contains 1 [tube] [applicator tube], each 0.101 fl. oz. (3.0ml)

For Use Only on Dogs and Puppies 6 months and older weighing:

7 to 15 lbs.

16 to 30 lbs.

Net Contents

0.44 fl. oz. (1.3 ml)
Contains 2 [tubes] [applicator tubes], each 0.022 fl. oz. (0.65ml)

.068 fl. oz. (2.0 ml)
Contains 2 [tubes] [applicator tubes], each 0.034 fl. oz. (1.0 ml)

31 to 60 lbs.

0.136 fl. oz. (4.0 ml)
Contains 2 [tubes] [applicator tubes], each 0.068 fl. oz. (2.0 ml)

Over 60 lbs.

0.202 fl. oz. (6.0ml)
Contains 2 [tubes] [applicator tubes], each 0.101 fl. oz. (3.0 ml)

For Use Only on Dogs and Puppies 6 months and older weighing;

7 to 15 lbs.

16 to 30 lbs.

Net Contents

.066 fl. oz. (1.95 ml)
Contains 3 [tubes] [applicator tubes], each 0.022 fl. oz. (0.65ml)

0.102 fl. oz. (3.0 ml)
Contains 3 [tubes] [applicator tubes], each 0.034 fl. oz. (1.0 ml)

31 to 60 lbs.

0.204 fl. oz. (6.0 ml)
Contains 3 [tubes] [applicator tubes], each 0.068 fl. oz. (2.0 ml)

Over 60 lbs.

0.303 fl. oz. (9.0 ml)
Contains 3 [tubes] [applicator tubes], each 0.101 fl. oz. (3.0 ml)

{Note to Reviewer: (Text in Parenthesis contain information that is not optional.) [Text in square brackets contain optional Ialternate information.] {Text in braces with or without italicized text inside the braces, contain Notes to Reviewer that are not intended for printing.}

**For Use Only on Dogs and Puppies
6 months and older weighing;**

Net Contents

7 to 15 lbs.	0.088 fl. oz. (2.6 ml) Contains 4 [tubes] [applicator tubes], each 0.022 fl. oz. (0.65 ml)
16 to 30 lbs.	0.136 fl. oz. (4.0 ml) Contains 4 [tubes] [applicator tubes], each 0.034 fl. oz. (1.0 ml)
31 to 60 lbs.	0.272 fl. oz. (8.0 ml) Contains 4 [tubes] [applicator tubes], each 0.068 fl. oz. (2.0 ml)
Over 60 lbs.	0.404 fl. oz. (12.0ml) Contains 4 [tubes] [applicator tubes], each 0.101 fl. oz. (3.0 ml)

**For Use Only on Dogs and Puppies
6 months and older weighing:**

Net Contents

7 to 15 lbs.	0.132 fl. oz. (3.9 ml) Contains 6 [tubes] [applicator tubes], each 0.022 fl. oz. (.65 ml)
16 to 30 lbs.	0.204 fl. oz. (6.0 ml) Contains 6 [tubes] [applicator tubes], each 0.034 fl. oz. (1.0 ml)
31 to 60 lbs.	0.408 fl. oz. (12.0 ml) Contains 6 [tubes] [applicator tubes], each 0.068 fl. oz. (2.0 ml)
Over 60 lbs.	0.606 fl. oz. (18.0 ml) Contains 6 [tubes] [applicator tubes], each 0.101 fl. oz. (3.0 ml)

**For Use Only on Dogs and Puppies
6 months and older weighing:**

Net Contents

7 to 15 lbs.	0.176 fl.oz. 5.2ml Contains 8 [tubes] [applicator tubes], each 0.022 fl. oz. (0.65ml)
16 to 30 lbs.	0.272 fl.oz. (8.0 ml) Contains 8 [tubes] [applicator tubes], each 0.034 fl. oz. (1.0 ml)
31 to 60 lbs.	0.544 fl.oz. (16.0 ml) Contains 8 [tubes] [applicator tubes], each 0.068 fl. oz. (2.0 ml)
Over 60 lbs.	0.808 fl.oz. (24.0 ml) Contains 8 [tubes] [applicator tubes], each 0.101 fl. oz. (3.0 ml)

{Note to Reviewer: (Text in Parenthesis contain information that is not optional.} [Text in square brackets contain optional] alternate information.} {Text in braces with or without italicized text inside the braces, contain Notes to Reviewer that are not intended for printing.}

**For Use Only on Dogs and Puppies
6 months and older weighing:**

Net Contents

7 to 15 lbs.

0.264 fl.oz. (7.8 ml)

Contains 12 [tubes] [applicator tubes], each 0.022 fl. oz. (0.65 ml)

16 to 30 lbs.

0.408 fl.oz. (12.0 ml)

Contains 12 [tubes] [applicator tubes], each 0.034 fl. oz. (1.0 ml)

31 to 60 lbs.

0.816 fl.oz. (24.0 ml)

Contains 12 [tubes] [applicator tubes], each 0.068 fl. oz. (2.0 ml)

Over 60 lbs.

1.212 fl. oz. (36.0 ml)

Contains 12 [tubes] [applicator tubes], each 0.101 fl. oz. (3.0 ml)

{Cat Warning Icon: A minimum 1.5 cm x 1.5 cm cat prohibition icon in a box, black image on yellow background, will appear on the lower right hand corner of the front panel.}



{BACK PANEL}

[[This product] {Alternate Brand Name} is effective and easy to use. [It] {Alternate Brand Name} contains an insect growth regulator which prevents flea eggs and larvae from developing into biting adults and prevents re-infestation on dogs [and puppies]. [This product] {Alternate Brand Name} kills and repels ticks. [As with all flea and tick control products, {Alternate Brand Name} should be used as part of a program aimed at reducing flea populations in the dog's environment (bedding, carpet, kennel, yard).]

{Note to Reviewer: (Text in Parenthesis contain information that is not optional.) [Text in square brackets contain optional Ialternate information.] {Text in braces with or without italicized text inside the braces, contain Notes to Reviewer that are not intended for printing.}

READ ENTIRE LABEL BEFORE EACH USE

**USE ONLY ON DOGS AND PUPPIES OVER 6 MONTHS OF AGE OR OLDER AND WEIGHING (7 to 15 lbs.)
[16to 30 lbs.] (31 to 60 lbs.) [Over 60 lbs.] DO NOT USE ON CATS**

PRECAUTIONARY STATEMENTS

HAZARD TO HUMANS & DOMESTIC ANIMALS

CAUTION

HAZARD TO HUMANS. Harmful if absorbed through skin. Avoid contact with skin, eyes or clothing. Wash thoroughly with soap and water after handling and before eating, drinking, chewing gum, using tobacco or using the toilet. Remove contaminated clothing and wash clothing before reuse.

HAZARD TO DOMESTIC ANIMALS. FOR EXTERNAL USE ON DOGS ONLY. Do not use on dogs or puppies less than 6 months old, weighing less than [7 lbs.][16 lbs.][31 lbs.][60 lbs.]. Consult a veterinarian before using this product on debilitated, aged, medicated, pregnant or nursing animals. Sensitivities may occur after using ANY pesticide product for dogs. If signs of sensitivity occur, bathe your dog/puppy with a mild soap and rinse with large amounts of water. If signs continue consult a veterinarian IMMEDIATELY. In the event of an emergency, contact xxx-xxx-

xl. Keep cats from treated dogs/puppies for 24 hours. If applied to a cat or ingested by a cat, contact your veterinarian.

{A Side Effects Box will be located on the back panel, directly above the Cat Fatality Box}

Side Effects: Monitor your dog after application. Side effects may include signs of skin irritation such as redness, scratching or other signs of discomfort. Gastrointestinal signs such as vomiting or diarrhea have also been reported. If these or other signs occur, consult your veterinarian or call **1-xxx-xxx-xxxx**.

{Cat Warning Fatality Box: A cat prohibition icon and warning text will appear in a box on the back panel, lower right corner area. Image is a minimum of 1.5 cm x 1.5 cm black image on a yellow background. The following text will be below or adjacent to the icon:}



DO NOT USE ON CATS

MAY BE FATAL. Keep cats away from treated dogs for 24 hours. If applied to a cat or ingested by a cat, contact your veterinarian immediately. May be toxic and potentially fatal if applied or ingested by cats. Accidental application to cats and/or grooming a recently treated dog may result in tremors and or uncoordinated muscle movement. If this occurs, immediate veterinary care should be provided.

{Note to Reviewer: (Text in Parenthesis contain information that is not optional.) [Text in square brackets contain optional *alternate information.*] {Text in braces with or without italicized text inside the braces, contain Notes to Reviewer that are not intended for printing.}

FIRST AID

IF IN EYES:

Hold eye open and rinse slowly and gently with water for 15-20 minutes. Remove contact lenses, if present, after the first 5 minutes, then continue rinsing eye. Call a poison control center or doctor for treatment advice.

IF ON SKIN OR CLOTHING:

Take off contaminated clothing. Rinse skin immediately with plenty of water for 15-20 minutes. Call a poison control center or doctor for treatment advice. Have the product container or label with you when calling a poison control center, doctor or veterinarian or going for treatment.

IF SWALLOWED:

Call a Poison Control Center or doctor immediately for treatment advice. Have person sip a glass of water if able to swallow. Do not induce vomiting unless told to do so by a Poison Control Center or doctor. Do not give anything by mouth to an unconscious person.

For additional information on this pesticide product (including health concerns, medical emergencies or pesticide incidents), you may call [1-800-275-1414] {or *alternate phone number of supplemental distributor*},
twenty-four (24) a day seven (7) days a week.

PHYSICAL OR CHEMICAL HAZARDS

Combustible. Do not use or store near heat or open flame.

DIRECTIONS FOR USE. It is a violation of Federal Law to use this product in a manner inconsistent with its labeling.

USE RESTRICTIONS:

- DO NOT APPLY TO DOGS/PUPPIES LESS THAN SIX MONTHS OLD, WEIGHING LESS THAN [7 lbs.] [16 lbs.] [31 lbs.] [60 lbs.] {for smallest size dog package, only}
- DO NOT USE MORE THAN ONE TUBE PER DOG/PUPPY REGARDLESS OF THE DOG'S/PUPPY'S WEIGHT AND DO NOT RETREAT MORE THAN ONCE [A MONTH][EVERY 30 DAYS]
- DO NOT ALLOW DOG/PUPPY TO INGEST PRODUCT
- DO NOT GET THIS PRODUCT IN DOG'S/PUPPY'S EYES OR MOUTH
- DO NOT HAVE CONTACT OR ALLOW CHILDREN TO HAVE CONTACT WITH TREATED AREA UNTIL COMPLETELY DRY
- DO NOT ALLOW CHILDREN TO APPLY PRODUCT
- DO NOT USE ON CATS OR ANIMALS OTHER THAN DOGS
- DO NOT BATHE OR ALLOW YOUR DOG TO SWIM FOR 24 HOURS AFTER APPLICATION

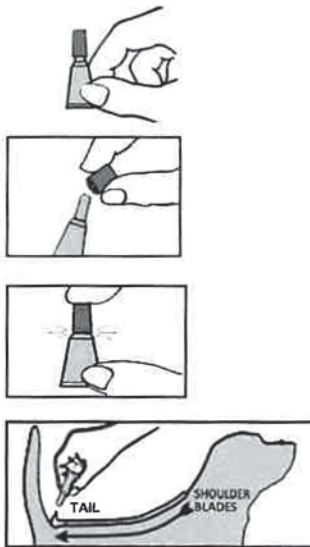
{Note to Reviewer: (Text in Parenthesis contain information that is not optional.) [Text in square brackets contain optional I alternate information.] {Text in braces with or without italicized text inside the braces, contain Notes to Reviewer that are not intended for printing.}

{**Note:** The following Directions for Use options reflect the different tubes/applicator tubes which may be used, as well as whether the application of the topical on the dog will be from the dog's neck to the dog's tail, or from the dog's tail to the dog's neck.}

{DIRECTIONS FOR USE – continued}

{Option 1 – Base Applicator Tube Directions for Use (Neck to Tail version) and Illustrations for opening Applicator tube}

Remove one [applicator tube] [tube] from the package and hold in an upright position. Pull off cap. Turn the cap around and place on top of [applicator tube][tube]. Simply press cap down to break the seal of the [applicator tube][tube]. Remove cap carefully. Position the tip of the [applicator tube] [tube] on the dog's back between the shoulder blades. Use the tip of the [applicator tube] [tube] to part the dog's hair so that product will be applied to the skin level. Begin squeezing out the contents of the [applicator tube] [tube] to form a stripe as you move from the shoulder blades along the dog's back to the base of tail. Repeat [once a month] [every 30 days]. Separate treated dog from other dogs and cats for 24 hours after treatment has been applied.



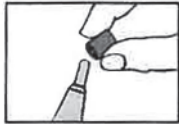
{Note to Reviewer: (Text in Parenthesis contain information that is not optional.) [Text in square brackets contain optional Ialternate information.] {Text in braces with or without italicized text inside the braces, contain Notes to Reviewer that are not intended for printing.}

{DIRECTIONS FOR USE -continued}

{Option 2 – Base Applicator Tube Directions for Use (Tail to Neck version) and Illustrations for opening Applicator tube}

{Note: The Graphics/Icons for Option 2 are identical to Option 1 except in the application to dog graphic, the arrow would be pointing from the tail to the neck, and the hand holding the applicator would be positioned above the dog's neck.}

Remove one [applicator tube] [tube] from the package and hold in an upright position. Pull *off* cap. Turn the cap around and place on top of [applicator tube][tube]. Simply press cap down to break the seal of the [applicator tube][tube]. Remove cap carefully. Position the tip of the [applicator tube][tube] on the dog's back at the base of the dog's tail. Use the tip of the [applicator tube] [tube] to part the dog's hair so that product will be applied to the skin level. Begin squeezing out the contents of the [applicator tube] [tube] to form a stripe as you move from the base of tail along the dog's back to the shoulder blades. Repeat [every month] [once a month] [every 30 days]. Separate treated dog from other dogs and cats for 24 hours after treatment has been applied.

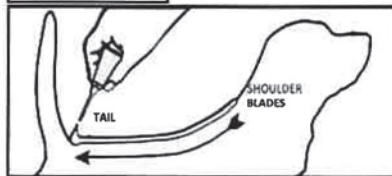
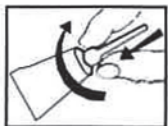


{Note to Reviewer: (Text in Parenthesis contain information that is not optional.) [Text in square brackets contain optional] alternate information. } {Text in braces with or without italicized text inside the braces, contain Notes to Reviewer that are not intended for printing. }

{DIRECTIONS FOR USE - continued}

{Option 3 – Plus Applicator Tube Directions for Use {Neck to Tail version} and Illustrations for opening Applicator tube}

Remove one [applicator tube] [tube] from package and hold in an upright position pointed away from face. Twist dispensing tip clockwise about $\frac{1}{2}$ turn while pushing down to break [applicator tube's] [tube's] seal. Do not remove the dispensing tip. Position the dispensing tip on the dog's back between the shoulder blades. Use the dispensing tip of the [applicator tube] [tube] to part the dog's hair so that the product will be applied at the skin level. Begin squeezing out the contents of the [applicator tube] [tube] to form a stripe as you move from the shoulder blades along the dog's back to the base of tail. Repeat [every month] [once a month] [every 30 days]. Separate treated dog from other dogs and cats for 24 hours after treatment has been applied.



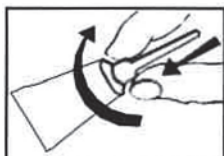
{Note to Reviewer: (Text in Parenthesis contain information that is not optional.) [Text in square brackets contain optional I alternate information.] {Text in braces with or without italicized text inside the braces, contain Notes to Reviewer that are not intended for printing.}

{DIRECTIONS FOR USE -continued}

{Option 4 – Plus Applicator Tube Directions for Use -Tail to Neck Version}

{Note: The Graphics/Icons for Option 4 are identical to Option 3 except in the application to dog graphic, the arrow would be pointing from the tail to the neck, and the hand holding the applicator would be positioned above the dog's neck.}

Remove one [applicator tube] [tube] from the package and hold in an upright position. Twist dispensing tip clockwise about ½ turn while pushing down to break the [applicator tube's] [tube's] seal. Do not remove dispensing tip. Position the dispensing tip at the base of the tail. Use the dispensing tip of the [applicator tube] [tube] to part the dog's hair so that the product will be applied at the skin level. Begin squeezing out the contents of the [applicator tube] [tube] to form a stripe as you move from the base of tail along the dog's back to the shoulder blades. Repeat [every month] [once a month] [every 30 days]. Separate treated dog from other dogs and cats for 24 hours after treatment has been applied.

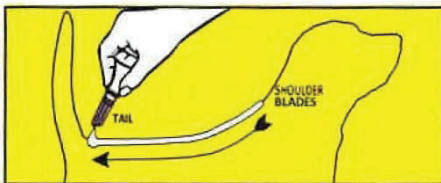
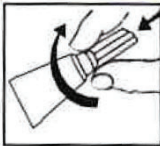


{Note to Reviewer: (Text in Parenthesis contain information that is not optional.) [Text in square brackets contain optional I alternate information.] {Text in braces with or without italicized text inside the braces, contain Notes to Reviewer that are not intended for printing.}}

{DIRECTIONS FOR USE - continued}

{Option 5 – Pro Applicator Tube Directions for Use (Neck to Tail version) and Illustrations for opening Applicator tube}

Remove one [applicator tube] [tube] from the package and hold in an upright position. Twist dispensing tip clockwise about $\frac{1}{2}$ turn while pushing down to break the [applicator tube's] [tube's] seal. Do not remove dispensing tip. Position the dispensing tip at the base of the tail. Use the dispensing tip of the [applicator tube] [tube] to part the dog's hair so that the product will be applied at the skin level. Begin squeezing out the contents of the [applicator tube] [tube] to form a stripe as you move from the shoulder blades along the dog's back to the base of tail. Repeat [every month] [once a month] [every 30 days]. Separate treated dog from other dogs and cats for 24 hours after treatment has been applied.

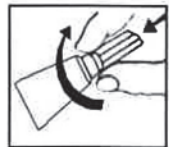
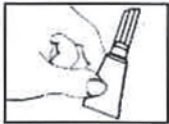


{Note to Reviewer: (Text in Parenthesis contain information that is not optional.) [Text in square brackets contain optional] alternate information. } {Text in braces with or without italicized text inside the braces, contain Notes to Reviewer that are not intended for printing. }

{DIRECTIONS FOR USE - *continued*}

{Option 6 – Pro Applicator Tube Directions for Use (Tail to Neck version) and Illustrations for opening Applicator tube}

Remove one [applicator tube] [tube] from the package and hold in an upright position. Twist dispensing tip clockwise about 1/2 turn while pushing down to break the [applicator tube's] [tube's] seal. Do not remove dispensing tip. Position the dispensing tip at the base of the tail. Use the dispensing tip of the [applicator tube] [tube] to part the dog's hair so that the product will be applied at the skin level. Begin squeezing out the contents of the [applicator tube] [tube] to form a stripe as you move from the base of tail along the dog's back to the shoulder blades. Repeat [every month] [once a month] [every 30 days]. Separate treated dog from other dogs and cats for 24 hours after treatment has been applied.

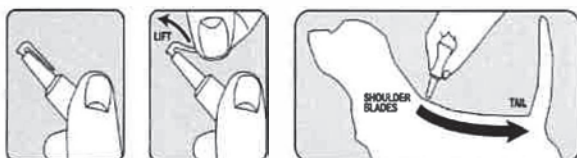


{Note to Reviewer: (Text in Parenthesis contain information that is not optional.) {Text in square brackets contain optional I alternate information.} {Text in braces with or without italicized text inside the braces, contain Notes to Reviewer that are not intended for printing.}

{DIRECTIONS FOR USE - continued}

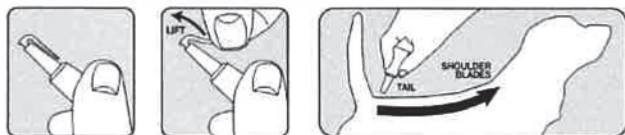
{Option 7 – Super Tube Applicator Directions for Use (Neck to Tail version) and Illustrations for opening Applicator tube}

Remove one applicator tube from the package and hold in an upright position at the neck of the [applicator tube] [tube] (pointed away from your face). Lift the applicator handle (lever) in an upward motion to separate (from the body of the [applicator tube] [tube]). Position the tip of the [applicator tube] [tube] on the dog's back between the shoulder blades. Use the tip of the [applicator tube] [tube] to part the dog's hair so that the product will be applied at skin level. Begin squeezing out the contents of the [applicator tube] [tube] to form a stripe as you move from the shoulder blades along the dog's back to the base of the tail. Repeat [every month] [once a month] [every 30 days]. Separate treated dog from other dogs and cats for 24 hours after treatment has been applied.



{Option 8 – Super Tube Applicator Directions for Use (Tail to Neck version) and Illustrations for opening Applicator tube}

Remove one [tube] [applicator tube] from the package and hold in an upright position at the neck of the [applicator tube] [tube] (pointed away from your face). Lift the applicator handle (lever) in an upward motion to separate (from the body of the [applicator tube] [tube]). Position the tip of the tube on the dog's back at the base of the dog's tail. Use the tip of the [applicator tube] [tube] to part the dog's hair so that the product will be applied at skin level. Begin squeezing out the contents of the [applicator tube] [tube] to form a stripe as you move from the base of the tail along the dog's back to the shoulder blades. Repeat every month. Separate treated dog from other dogs and cats for 24 hours after treatment has been applied.



{Text for Tube, i.e. Tube Applicator}

Do not use on dogs or puppies less than 6 months old, weighing less than [7 lbs.] [16lbs.]{GJ1} .][31 lbs][60 lbs.]

{Alternate Brand Name}

Permethrin 45.0%, s-Methoprene 3.0%

KEEP OUT OF REACH OF CHILDREN

CAUTION

EPA Reg. No. 2596-RIA

{Note to Reviewer: (Text in Parenthesis contain information that is not optional.) [Text in square brackets contain optional Ialternate information.] {Text in braces with or without italicized text inside the braces, contain Notes to Reviewer that are not intended for printing.}}

Net Contents:

{Note to Reviewer: Total Net Contents will vary depending on weight range of the dog (7-15 lbs., 16-30 lbs., 31-60 lbs., Over 60 lbs.) and number of applicator tubes provided in the package (1, 2, 3, 4, 6, 8, or 12 applicator tubes. The following are examples for dogs in the 7-15 lb. weight range:

For 1 applicator tube, the label would read:

Net Contents: Contains 1 [tube][applicator tube], each 0.022 fl. oz {0.65 ml}

For a package containing 2 tubes, the label would read:

Net Contents: 0.044 fl. oz. {1.3 ml}, Contains 2 [tubes][applicator tubes], each .022 fl. oz.

For packages with 3 applicator tubes, the label would read:

Net Contents: .066 fl. oz. {1.95 ml}, Contains 3 [tubes] [applicator tubes], each .022 fl. oz. (0.65 ml)}

{Lot number to appear on tube crimp}

{A cat prohibition icon will appear on the tube and/or the immediate container for the tube itself}



DO NOT USE ON CATS

STORAGE AND DISPOSAL

Do not contaminate water, food or feed by storage or disposal.

PESTICIDE STORAGE: Keep this product in its tightly closed original container, when not in use. Store in a cool, dry (preferably locked) area that is inaccessible to children and animals.

PESTICIDE DISPOSAL: Wastes resulting from the use of this product may be disposed of on site or at an approved waste disposal facility.

CONTAINER HANDLING: Non-refillable container. Do not reuse or refill container. *If empty:* Offer for recycling if available. *If partly filled:* Call your local solid waste agency for disposal instructions. Never place unused product down any indoor or outdoor drain.

{Note to Reviewer: (Text in Parenthesis contain information that is not optional.) [Text in square brackets contain optional Ialternate information.] {Text in braces with or without italicized text inside the braces, contain Notes to Reviewer that are not intended for printing.}

{Optional / Alternate Label Text}

- Flea and Tick Treatment
- Topical Flea and Tick Treatment only for Dogs and puppies six months and older weighing [7-15lbs.][16-30 lbs.][31-60 lbs][over 60 lbs.]
- Repels Fleas, Ticks on your dog for up to [30 days][one month]
- Prevents Fleas and Ticks on your dog for up to [30 days][one month]
- Controls Fleas and Ticks on your dog for up to [30 days][one month]
- Kills and Repels Fleas, Flea larvae and ticks on your dog for up to [30 days][one month]
- Kills flea eggs
- Kills fleas before they lay eggs
- Kills and repels fleas for up to [one month] [30 days]
- Kills and repels ticks for up to [one month] [30 days]
- Kills [and][repels] fleas, flea larvae and ticks] on your dog for up to [30 days][one month]
- Kills Brown Dog ticks on your dog for up to [30 days][one month]
- Kills [fleas] [and][ticks] [by][through] contact
- Protects dogs against fleas and ticks
- Contains insect growth regulator to kill flea eggs
- Contains insect growth regulator to prevent re-infestation of fleas on your dog
- Prevents flea eggs from developing into biting adults for up to [30 days][1 month]
- Kills fleas on your dog that may cause flea allergy dermatitis (flea bite anemia) for up to [30 days] [one month]
- Protects your dog against fleas and ticks
- Kills fleas and ticks [by] [through] contact
- Repels [and kills] ticks on your dog for up to [30 days][one month]
- Helps prevent re-infestation [of fleas][G12] on your dog
- Kills flea eggs and flea larvae to help prevent [future] infestation on your dog
- [G13]Contains an insect growth regulator
- [one month] [30 day] protection for your dog
- Controls [fleas] [ticks] on your dog for up to [30 days][one month]
- [Once a month] [30 day] flea and tick prevention
- Monthly Flea, [and] [&] Tick [application] treatment
- Dual [pest] protection [against] fleas and ticks
- Easy and Convenient to use

{Note to Reviewer: (Text in Parenthesis contain information that is not optional.) [Text in square brackets contain optional Ialternate information.] {Text in braces with or without italicized text inside the braces, contain Notes to Reviewer that are not intended for printing.}

{Optional/ Alternate Label Text - continued}

- **[New]** Easy opentip
- Convenient, easy open tip
- Protection for dogs
- **X-PACK {X=1,2,3,4,6,8, 12}**
- X -tubes {X=1,2,3,4,6,8, 12}
- X MONTHLY SUPPLY {X=1,2,3,4,6,8, 12}
- X TREATMENTS {X=1,2,3,4,6,8, 12}
- Club pack *{For use on 8-pack and 12-pack}*
- Bonus pack *{For use on 8-pack and 12-pack}*
- [1][2] Month(s) Free
- [1][2] applicator tubes free
- (30){60} day(s) free
- (30){60} days of treatment - FREE
- Save Now
- Great value
- Better value
- Fragrance free
- Unscented
- Pro-cision Flo® Applicator
- Pro-Glide® Applicator
- [Now] [featuring the angled] Pro-Glide® Applicator
- [Applicator tube] [tube]easily gets through dog's fur, for gentle application to skin
- Direct to your dog's skin
- From the brand with [over] 90 years of experience
- Hartz, the brand with [over] 90 years of experience
- Hartz, the trusted brand [used by your parents and grandparents] with [over] 90 years of experience
- From the company with over 90 years [of] experience caring for dogs
- From the company with over 90 years [of] experience devoted to dogs
- From the company with over 90 years [of] experience dedicated to dogs
- From the company with over 90 years of commitment to dogs
- Hartz, the company with over 90 years [of] experience caring for dogs
- Hartz, the company with over 90 years of experience
- Caring for Dogs for over 90 years
- Serving Dogs for over 90 years
- Helping Dogs for over 90 years

{Note to Reviewer: (Text in Parenthesis contain information that is not optional.) [Text in square brackets contain optional] alternate information.}{Text in braces with or without italicized text inside the braces, contain Notes to Reviewer that are not intended for printing.}

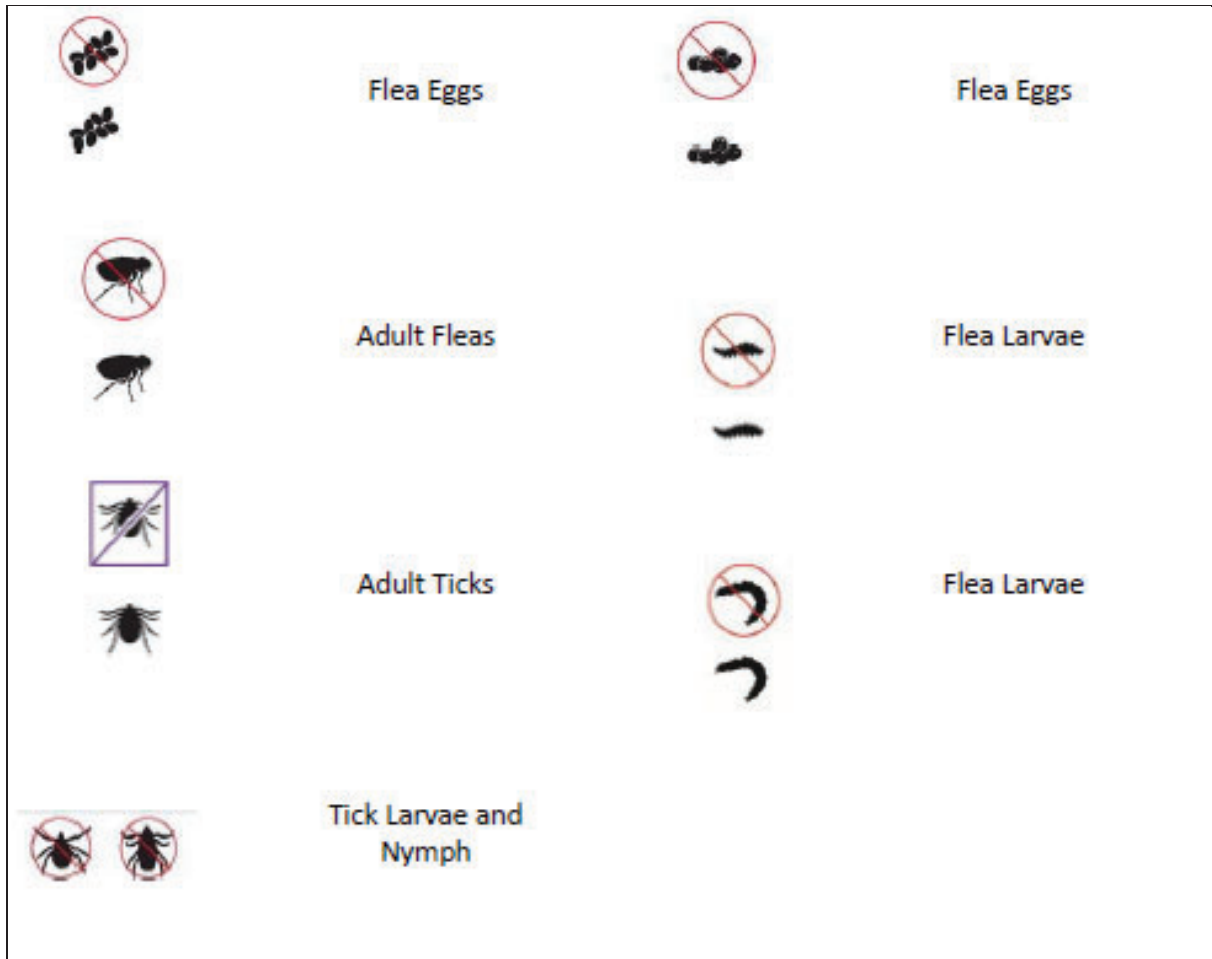
{Reminder calendar stickers}

To help remind you when [you last applied] [and] [need to apply], simply place stickers on calendar.

- First Dose
- Second Dose
- Third Dose
- Fourth Dose
- Fifth Dose
- Sixth Dose
- Seventh Dose
- Eighth Dose
- Ninth Dose
- Tenth Dose
- Eleventh Dose
- Twelfth Dose

{Note to Reviewer: (Text in Parenthesis contain information that is not optional.) [Text in square brackets contain optional] alternate information.} {Text in braces with or without italicized text inside the braces, contain Notes to Reviewer that are not intended for printing.}

{Optional Marketing Icons}



{Note to Reviewer: (Text in Parenthesis contain information that is not optional.) {Text in square brackets contain optional Ialternate information.} {Text in braces with or without italicized text inside the braces, contain Notes to Reviewer that are not intended for printing.}

{Alternate Brand Names}

Hartz Advanced Dual Action Flea (&) [and] Tick Topical for Dogs
Hartz Advanced Dual Action Flea (&) [and] TickTopical for Dogs[&] [and] Puppies over 6 months

Hartz Dual Action Flea [and] [&] Tick Topical Drops for Dogs
Hartz Dual Action Flea [and] [&] Tick Topical Drops for Dogs[&] [and] Puppies over 6 months

Hartz Dual Action for Dogs
Hartz Dual Action for Dogs[and] [&] Puppies over 6 months

Hartz InControl Flea [&] [and] Tick for Dogs
Hartz InControl Flea [&] [and] Tick for Dogs[&] [and] Puppies over 6 months

Hartz InControl Flea [&] [and] Tick Treatment for Dogs
Hartz InControl Flea [&] [and] Tick Treatment for Dogs[&] [and] Puppies over 6 months

Hartz InControl Topical Flea [&] [and] Tick Prevention for Dogs
Hartz InControl Topical Flea [&] [and] Tick Prevention for Dogs[&] [and] Puppies over 6 months

Hartz InControl Topical Flea [and] [&] Tick Treatment for Dogs
Hartz InControl Topical Flea [and] [&] Tick Treatment for Dogs[and] [&] Puppies over 6 months

Hartz UltraGuard Dual Action Flea [&] [and] Tick Topical for Dogs
Hartz UltraGuard Dual Action Flea[&] [and] TickTopical for Dogs[&] [and] Puppies over 6 months

Hartz UltraGuard Dual Action for Dogs
Hartz UltraGuard Dual Action for Dogs[&] [and] Puppies over 6 months

Hartz UltraGuard Dual Action Topical for Dogs
Hartz UltraGuard Dual Action Topical for Dogs[&] [and] Puppies over 6 months

Hartz UltraGuard Plus Dual Action Flea [&] [and] Tick Topical for Dogs
HartzUltraGuardPlusDualActionFlea[&][and]TickTopicalforDogs[and][&]Puppiesover6months

Hartz UltraGuard Plus Dual Active Flea [&] [and] Tick Dropsfor Dogs
HartzUltraGuardPlusDualActiveFlea[&][and]TickDropsforDogs andPuppies over6months
HartzUltraGuardPlusDualActiveFlea[&][and]TickDrops forDogs &Puppies over6months

Hartz UltraGuard PlusTopical Flea [and] [&] Tick Control for Dogs
HartzUltraGuardPlusTopicalFlea[and][&]TickControlforDogs andPuppies over6months
HartzUltraGuardPlusTopicalFlea[and][&]TickControlforDogs &Puppiesover6months

{Note to Reviewer: (Text in Parenthesis contain information that is not optional.) [Text in square brackets contain optional /alternate information.] {Text in braces with or without italicized text inside the braces, contain Notes to Reviewer that are not intended for printing.}

{Alternate Brand Names - continued}

Hartz UltraGuard Plus Topical Flea [and] [&] Tick Prevention for Dogs
Hartz UltraGuard Plus Topical Flea [and] [&] Tick Prevention for Dogs and Puppies over 6 months
Hartz UltraGuard Plus Topical Flea [and] [&] Tick Prevention for Dogs & Puppies over 6 months

Hartz UltraGuard Plus Topical Flea [and] [&] Tick Solution for Dogs
Hartz UltraGuard Plus Topical Flea [and] [&] Tick Solution for Dogs and Puppies over 6 months
Hartz UltraGuard Plus Topical Flea [and] [&] Tick Solution for Dogs & Puppies over 6 months

Hartz UltraGuard Plus Topical Flea [and] [&] Tick Treatment for Dogs
Hartz UltraGuard Plus Topical Flea [and] [&] Tick Treatment for Dogs and Puppies over 6 months
Hartz UltraGuard Plus Topical Flea [and] [&] Tick Treatment for Dogs & Puppies over 6 months