

**HARTZ 2 in 1 COLLAR \$2.98**  
FOR CATS


**HARTZ**

**2 in 1™**

GET THE  
**WHITE COLLAR**

**COLLAR FOR CATS**

**○ KILLS FLEAS ○ KILLS TICKS WHEN A PROBLEM**



CONTENTS:  
1 COLLAR  
NET WT. 0.4 OZ.  
12 gms.

**CAUTION:**  
Do not let children play with this collar

BEFORE USE  
STRETCH  
TO ACTIVATE  
SEE BACK PANEL  
FOR COMPLETE  
USE DIRECTIONS

**HARTZ 2 in 1 COLLAR**

To activate collar hold  
at each end... **STRETCH**  
...it's ready to work.



**ACCEPTED**

2596-49

NOV 7 1975

UNDER THE FEDERAL INSECTICIDE  
FUNGICIDE AND RODENTICIDE ACT  
EPA REG. NO. 2596-49-AA

**DIRECTIONS: REMOVE COLLAR FROM PACKAGE, UNROLL, AND STRETCH TO INITIAL INSECTICIDE GENERATOR.**

Do not unroll collar until ready to use. Place the Hartz "2 in 1" collar around the cat's neck, adjust for proper fit, and buckle in place. The collar must be worn loosely to allow for growth of the cat and to permit the collar to move about the neck. Generally, a properly fitted collar is one that, when fastened, will snugly slide over the cat's head. Leave 2 or 3 inches on the collar for extra adjustment and cut off and dispose of the extra length. Some animals may become irritated by any collar if it is applied too tightly. If this occurs, loosen the collar. If irritation continues, remove the collar from the animal. This collar is intended for use only as an insecticide generator.


For continuous flea protection under normal conditions, replace the collar every 3 months. Under conditions where cats are exposed to severe flea infestations it may be necessary to replace the collar every 2 months. Ticks may be an occasional problem for cats. The "2 in 1" collar will kill ticks for 60 days and continue to aid in their control an additional 30 days. The cat should be examined from time to time and the collar replaced when mature tick or flea populations begin to appear. Wetting will not impair the collar's effectiveness or pet's protection. If the cat is out in the rain it is not necessary to remove the collar. The Hartz "2 in 1" collar may be worn with a regular collar.

| ACTIVE INGREDIENT                   | BY WEIGHT       |
|-------------------------------------|-----------------|
| 2-Chloro-1-(2,4,5-trichlorophenyl)- |                 |
| vinyl dimethyl phosphate            | 9.5%            |
| INERT INGREDIENTS                   | 90.5%           |
| EPA Reg. No. 2596-49-AA             | TOTAL 100.0%    |
| EPA Est. 2596-NJ-1                  | Patents pending |

THE HARTZ COMPANY  
Harrison, N.J. 07029 and St. Thomas, Ontario N5P 1G4  
Canada  
Made and printed in U.S.A.  
RM107106 80483

UNCONDITIONAL MONEY-BACK GUARANTEE BY HARTZ

See box for the familiar Hartz money-back guarantee.



28  
1 2 3 4 5  
6 7 8 9 10  
11 12 13 14 15  
16 17 18 19 20

FRONT 2 in 1 COLLAR 8298

FOR CATS

100% FLEA AND TICK PROTECTION

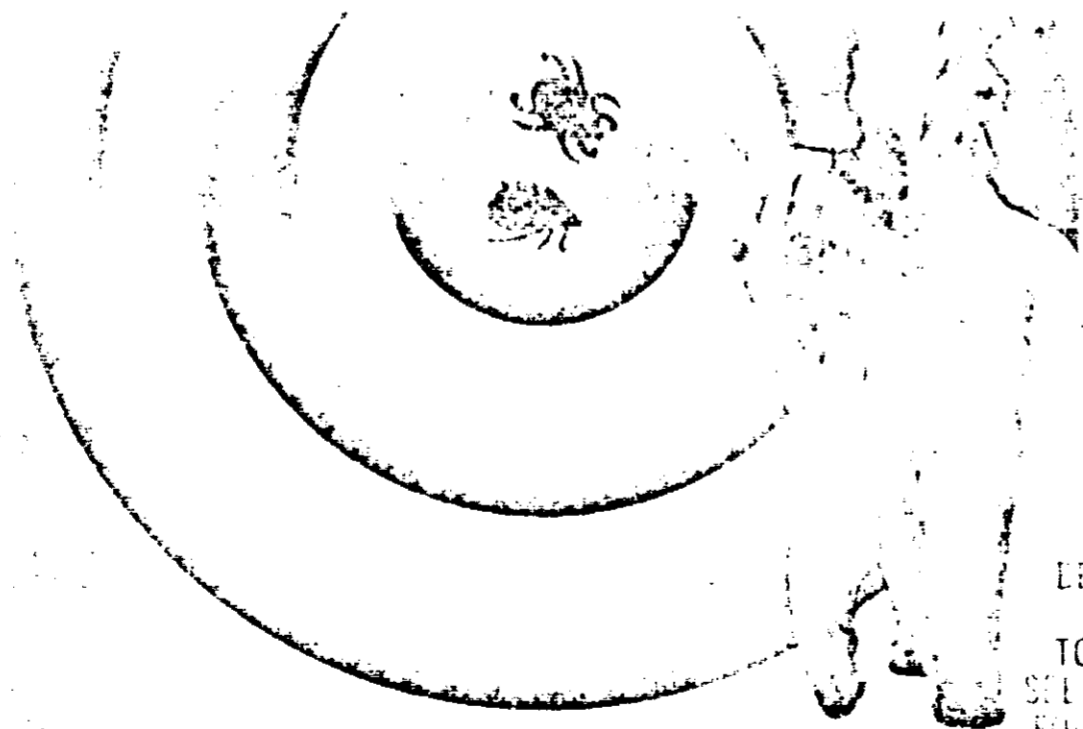
FRONT 2 in 1 COLLAR

2 in 1

FRONT 2 in 1 COLLAR

COLLAR FOR CATS

KILLS FLEAS KILLS TICKS WHEN A PROBLEM



BEFORE USE STRETCH TO ACTIVATE SEE BACK PANEL FOR COMPLETE USE DIRECTIONS

To activate collar hold each end... STRETCH... it's ready to work

100%

FRONT 2 in 1 COLLAR

REGISTERED TRADEMARK OF FLEA FIGHT

ACCEPTED 25-96-49 UNDER THE FEDERAL FUNGICIDE AND ROENTGENIDE ACT FOR ECONOMIC FOREIGN REGISTER UNDER NO. TO ATTACHED PARTS IN PACKAGE UNIT AND SUBJECT

DIRECTIONS: STRETCH COLLAR TO FIT INSECTICIDE GENERATOR

Do not unroll collar until ready to use. Place the front 2 in 1 collar around the cat's neck, adjust for proper fit, and fasten in place. The collar must be worn loosely to allow for growth of the animal. Slip over the collar to move along the neck. Generally, a properly fitted collar is one that when fastened will snugly slide over the cat's head, being 1/2 to 1 inch extra on the collar for extra adjustment and cut off and discard of the extra length. Some animals may become irritated by any collar that is applied too tightly. If necessary, loosen the collar if irritation develops. Remove the collar if the animal shows signs of irritation. This collar is not intended for use on insecticide.

For complete flea and tick protection, use this collar in conjunction with a flea and tick shampoo. Fleas will not be able to lay their eggs on the animal's body. Ticks will not be able to attach to the animal's body. The collar will also protect the animal from flea and tick bites. The collar will also protect the animal from flea and tick bites. The collar will also protect the animal from flea and tick bites. The collar will also protect the animal from flea and tick bites.

ACTIVE INGREDIENTS: PERMETHRIN 0.5% BY WEIGHT, DEET 1.0% BY WEIGHT. INERT INGREDIENTS: 98.5% BY WEIGHT. EPA REG. NO. 101-101-01. EPA EST. NO. 101-101-01. Details on the back panel.


FRONT 2 in 1 COLLAR 8298

**HARTZ 2 in 1 collar \$2.98**  
FOR CATS

**ACCEPTED**  
2596-50  
Nov. 7, 1975  
UNDER EDEI  
FUNGICIDE AND ACT  
FOR ECONOMIC PESTICIDES  
ED UNDER NO. 2596-50  
SUBJECT COMMENTS



To activate collar hold at each end... **STRETCH** ...It's ready to work.




**HARTZ**

**2 in 1™**

SEE THE WHITE COLLAR

**COLLAR FOR CATS**

**○ KILLS FLEAS ○ KILLS TICKS WHEN A PROBLEM**



CONTENTS:  
1 COLLAR  
NET WT. 0.4 OZ.  
12 gms.

**CAUTION:**  
Do not let children play with this collar

BEFORE USE  
STRETCH  
TO ACTIVATE  
SEE BACK PANEL  
FOR COMPLETE  
USE DIRECTIONS

**HARTZ 2 in 1 collar™**

UNCONDITIONAL MONEY BACK GUARANTEE BY HARTZ


Look for the familiar Hartz magenta cat case packages

**DIRECTIONS: REMOVE COLLAR FROM PACKAGE, UNROLL, AND STRETCH TO ACTIVATE INSECTICIDE GENERATOR.**

Do not unroll collar until ready to use. Place the Hartz "2 in 1" collar around the cat's neck, adjust for proper fit, and buckle in place. The collar must be worn loosely to allow for growth of the cat and to permit the collar to move about the neck. Generally, a properly fitted collar is one that when fastened will snugly slide over the cat's head. Leave 2 or 3 inches on the collar for extra adjustment and cut off and dispose of the extra length. Some animals may become irritated by any collar if it is applied too tightly. If this occurs, loosen the collar. If irritation continues, remove the collar from the animal. This collar is intended for use only as an insecticide generator.

For continuous flea protection under normal conditions, replace the collar every 3 months. Under conditions where cats are exposed to severe flea infestations, it may be necessary to replace the collar every 2 months. Ticks may be an occasional problem for cats. The "2 in 1" collar will kill ticks for 60 days and continue to aid in their control an additional 30 days. The cat should be examined from time to time and the collar replaced when mature tick or flea populations begin to appear. Wetting will not impair the collar's effectiveness or pet's protection. If the cat is out in the rain it is not necessary to remove the collar. The Hartz "2 in 1" collar may be worn with a regular collar.

| ACTIVE INGREDIENT   | BY WEIGHT                  |
|---|----------------------------|
| 2-Chloro-7-(2,4,5-trichlorophenyl)-                           |                            |
| vinyl dimethyl phosphite                                      | 9.5%                       |
| INERT INGREDIENTS   | 90.5%                      |
|   | TOTAL 100.0%               |
| EPA Reg. No. 2596-49-AA                                       | Patents pending            |
| EPA Est. 2596-NJ-1  |                            |
| Harrison, N. J. 07029 and St. Thomas, Ontario N5P 1G4, Canada | Made and printed in U.S.A. |
| 10M107100   | 80403                      |



1 2 3 4 5  
6 7 8 9 10  
11 12 13 14 15  
16 17 18 19 20

