

### USE ONLY WHEN WEARING THE FOLLOWING PROTECTIVE EQUIPMENT AND CLOTHING

(1) Wear water-proof pants, coat, hat, rubber boots or rubber overshoes. (2) Wear safety goggles. (3) Wear mask or respirator approved by the U.S. Bureau of Mines for parathion protection. (4) Wear heavy duty, natural rubber gloves.

### WORK SAFETY RULES

Keep all unprotected persons and children away from treated area or where there is danger of drift.

Do not rub eyes or mouth with hands. If you feel sick in any way, STOP work and get help right away. Call a doctor (physician), clinic or hospital—immediately. Explain that the victim has been exposed to parathion and describe his condition. After first aid is given (see First Aid Treatment Section) and if a doctor cannot come, take victim to clinic or hospital.

**IMPORTANT!** Before removing gloves, wash them with soap and water. Always wash hands, face and arms with soap and water before smoking, eating or drinking.

**AFTER WORK,** take off all work clothes and shoes. Shower, using soap and water. Wear only clean clothes when leaving job. Do not wear contaminated clothing. Wash protective clothing and protective equipment with soap and water after each use. Respirator should be cleaned and filter replaced according to instructions included with respirator.

### POISONOUS TO FISH AND WILDLIFE

This product is toxic to fish and wildlife. Birds feeding on treated areas may be killed. Keep out of any body of water. Do not apply where runoff is likely to occur. Do not apply when weather conditions favor drift from areas treated. Do not contaminate water by cleaning of equipment or disposal of wastes.

### PROTECT BEES

This product is highly toxic to bees exposed to direct treatment or residues on crops. Protective information may be obtained from your Cooperative Agricultural Extension Service.

### POST TREATED AREA

Consult your State Agricultural Extension Service or Experiment Station regarding posting treated areas.

### STOP—READ THE LABEL BEFORE USING

**POISON**

See side panels for antidote and precautions



**DANGER**

Keep out of reach of children

# 10% PARATHION GRANULATED

#### ACTIVE INGREDIENT:

PARATHION O, O-diethyl O-p-nitrophenyl phosphorothioate 10.0%

#### INERT INGREDIENTS:

90.0%

TOTAL 100.0%


## NOT FOR HOME USE

### DANGER—POISON—PRECAUTIONS



**CAN KILL YOU IF SWALLOWED**

This product can kill you if swallowed even in small amounts. Spray mist or dust may be fatal if swallowed.



**CAN KILL YOU BY SKIN CONTACT**

This product can kill you if touched by hands or spilled or splashed on skin, in eyes or on clothing (liquid goes through clothes).



**CAN KILL YOU IF BREATHED**

This product can kill you if vapors, spray mist or dust are breathed.

### CONTAINER DISPOSAL

See below for proper disposal.

### CROP USE DIRECTIONS

Use only according to directions below.

### POISON SIGNS (Symptoms)

Parathion is a very dangerous poison. It rapidly enters the body on contact with all skin surfaces and eyes. Clothing wet with this material must be removed immediately. Exposed persons must receive prompt medical treatment or they may die.

Some of the signs and symptoms of poisoning are: Headache, nausea, vomiting, cramps, weakness, blurred vision, pin-point pupils, tightness in chest, labored breathing, nervousness, sweating, watering of eyes, drooling or frothing of mouth and nose, muscle spasms and coma.

### FIRST AID TREATMENT

Call a doctor (physician), clinic or hospital immediately. Explain that the victim has been exposed to parathion and describe his condition.

If breathing has stopped, start artificial respiration immediately and maintain until doctor sees victim. If swallowed and victim is awake (conscious) make him vomit quickly. Induce vomiting by sticking finger down throat or by giving soapy or strong salty water to drink. Repeat until vomit is clear. Never give anything by mouth to an unconscious person. Have victim lie down and keep quiet. See doctor immediately. In case of contact, immediately flush eyes or skin with plenty of water for at least 15 minutes while removing contaminated clothing and shoes. See doctor immediately.

### NOTE TO PHYSICIAN

Antidote—administer atropine sulfate in large doses, TWO to FOUR mg intravenously or intramuscularly as soon as cyanosis is overcome. Repeat at 5 to 10 minute intervals until signs of atropinization appear. 2-PAM chloride is also antidotal and may be administered in conjunction with atropine. **DO NOT GIVE MORPHINE OR TRANQUILIZERS.** Parathion is a strong cholinesterase inhibitor affecting the central and peripheral nervous systems and producing cardiac and respiratory depression. At first sign of pulmonary edema, the patient should be given supplemental oxygen and treated symptomatically. Continued absorption of the poison may occur and fatal relapses have been reported after initial improvement. **VERY CLOSE SUPERVISION OF THE PATIENT IS INDICATED FOR AT LEAST 48 HOURS.**


Keep out of any body of water. Do not apply where runoff is likely to occur. Do not apply when weather conditions favor drift from areas treated. Do not contaminate water by cleaning of equipment or disposal of wastes.

### PROTECT BEES

This product is highly toxic to bees exposed to direct treatment or residues on crops. Protective information may be obtained from your Cooperative Agricultural Extension Service.

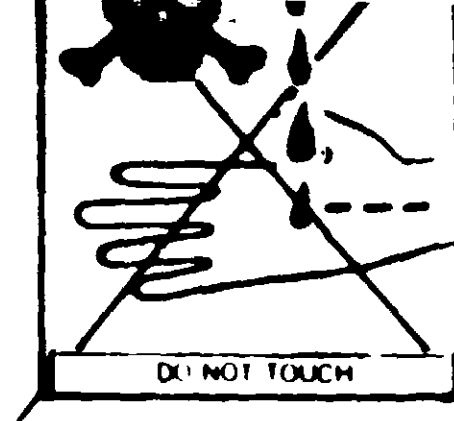
### POST TREATED AREA

Consult your State Agricultural Extension Service or Experiment Station regarding posting treated areas.



### CAN KILL YOU IF SWALLOWED

This product can kill you if swallowed even in small amounts. Spray mist or dust may be fatal if swallowed.



### CAN KILL YOU BY SKIN CONTACT

This product can kill you if touched by hands or spilled or splashed on skin in eyes or on clothing (liquid goes through clothes).



### CAN KILL YOU IF BREATHED

This product can kill you if vapors, spray mist or dust are breathed.

ously or intramuscularly as soon as cyanosis is overcome. Repeat at 5 to 10 minute intervals until signs of atropinization appear. 2-PAM chloride is also antidotal and may be administered in conjunction with atropine. DO NOT GIVE MORPHINE OR TRANQUILIZERS. Parathion is a strong cholinesterase inhibitor affecting the central and peripheral nervous systems and producing cardiac and respiratory edema. At first sign of pulmonary edema, the patient should be given supplemental oxygen and treated symptomatically. Continued absorption of the poison may occur and fatal relapses have been reported after initial improvement. VERY CLOSE SUPERVISION OF THE PATIENT IS INDICATED FOR AT LEAST 48 HOURS.

**BEANS:** Apply 50 pounds of 10% Granular Parathion per acre broadcast before planting. To control FOOT APHIDS and MEALYBUGS, incorporate material into top 6 inches of soil. To control CUTWORMS and WHITEGRUBS, incorporate into soil immediately after application. To control SYMPHYLANS (including garden symphylan), preplant broadcast or apply at time of planting. Incorporate into top 6 to 9 inches of soil. To control WIREWORMS, apply 30 to 40 pounds per acre broadcast before planting. Incorporate immediately into the top 4 to 9 inches of soil. Apply at least 1 to 2 weeks before planting. Use lower dosage for mineral soils and higher dosage for organic soils.

**BLACK-EYED PEAS:** To control WIREWORMS, apply 30 to 40 pounds per acre broadcast before planting. Incorporate into top 4 to 9 inches of soil.

**CANTALOUPE, WATERMELONS:** To control WIREWORMS, apply 30 to 40 pounds per acre broadcast before planting. Incorporated into top 4 to 9 inches of soil immediately after application.

**CORN:** To control SOUTHERN CORN ROOTWORMS, apply 10 to 15 pounds per acre. Apply evenly in furrow 1/2 inch below soil surface at time of planting, or apply in a 5 to 7 inch band over row at time of planting or cultivation. To control CUTWORMS, apply 30 to 40 pounds per acre at time of planting. Incorporate into top 1 to 3 inches of soil immediately after application. To control SYMPHYLANS, apply 50 pounds broadcast per acre prior to planting or at time of planting. Incorporate into top 6 to 9 inches of soil. To control WHITEGRUBS, apply 30 to 40 pounds per acre broadcast before planting. Incorporate into the top 4 to 6 inches of soil immediately after application.

mediately after application. To control WIREWORMS, apply 30 to 40 pounds per acre broadcast before planting. Apply at least 1 to 2 weeks before planting. Incorporate into top 4 to 6 inches of soil immediately after application. Use lower dosage for mineral soils and higher dosage for organic soils.

**PEANUTS:** To control CORN ROOTWORM larvae, apply 20 to 25 pounds per acre as a row soil treatment at planting of pegging. Incorporate lightly into soil. For SOUTHERN CORN ROOTWORM, apply 20 to 25 pounds per acre as a preplant broadcast soil treatment and incorporate into top 4 to 6 inches of soil, or apply as a band treatment over the fruiting zone just prior to pegging. To control LESSER CORNSTALK BORER, apply 20 to 25 pounds per acre in 12 to 15 inch band over row just prior to or after pegging. If applied before pegging, incorporate into top few inches of soil. If applied after pegging, apply before irrigation and thoroughly water into the soil. To control WHITEGRUBS, apply 20 pounds per acre broadcast before planting. Incorporate into top 3 inches of soil. To control WIREWORMS, apply 30 pounds per acre to the row at time of planting or pegging. Incorporate lightly into soil.

**TOBACCO:** To control WIREWORMS, apply 20 to 60 pounds per acre broadcast before planting. For general WIREWORM control, apply at least 1 to 4 weeks before setting. Incorporate into 6 to 9 inches of soil. For SAND WIREWORM, apply 1 to 2 weeks before setting. For SOUTHERN POTATO WIREWORM and TOBACCO WIREWORM, apply 1 to 4 weeks before setting. Incorporate into top 3 to 6 inches of soil immediately after application for Sand Wireworm and Southern Potato Wireworm. Incorporate lightly into soil for Tobacco Wireworm. Use lower dosage for mineral soils and higher dosage for organic soils.

**TOBACCO SEED BED:** To control GREEN JUNE BEETLE grubs and MIDGES, apply 1 pound per 100 square yards of seed bed. Apply 1 to 4 times as needed for Midge.

**TURNIPS:** To control WIREWORMS, apply 30 to 40 pounds per acre broadcast before planting. Incorporate into top 4 to 9 inches of soil.

### DISPOSAL WARNING

Dispose of waste pesticide and containers by burying in non-crop land away from water supplies. Never re-use containers.

### NOTICE DISCLAIMER OF WARRANTY, MERCHANTABILITY AND LIABILITY

If for any reason this product is not used, applied, stored, transported or disposed of in accordance with the instructions set forth on this label, then and thereafter terminates, ends and excludes all warranties, expressed or implied, including the warranty of merchantability and fitness.

E.P.A. Reg No. 2269-169

E.P.A. Est. 2269-GA-1

Under the Federal Insecticide, Fungicide, and Rodenticide Act, as amended, for registered under EPA Reg. No. 2269-169

**GOLD KIST INC.**  
**Atlanta, Georgia 30303**  
**NET WT. 50 LBS.**

1M - 4/75

Item #