



**OFFICE OF CHEMICAL SAFETY AND POLLUTION PREVENTION**

WASHINGTON, D.C. 20460

February 4, 2025

Eric Smith  
Vice President of Regulatory, Formulation, & GLP  
PBI/Gordon Corporation  
P.O. Box 860350  
Shawnee, KS 66286

Subject: Notification per PRN 98-10 – Addition of optional marketing claims and graphics,  
and updating state fertilizer language.  
Product Name: EH-1414 Weed & Feed B  
EPA Registration Number: 2217-1047  
Application Date: 09/30/2024  
Case Number: 642216

Dear Eric Smith:

The Agency is in receipt of your Application for Pesticide Notification under Pesticide Registration Notice (PRN) 98-10 for the above referenced product. The Registration Division (RD) has conducted a review of this request for its applicability under PRN 98-10 and finds that the action requested falls within the scope of PRN 98-10.

The label submitted with the application has been stamped “NOTIFICATION” and placed in our records.

Should you wish to add/retain a reference to the company’s website on your label, then please be aware that the website becomes labeling under the Federal Insecticide, Fungicide, and Rodenticide Act (FIFRA) and is subject to review by the Agency. If the website is false or misleading, the product would be misbranded and unlawful to sell or distribute under FIFRA section 12(a)(1)(E). 40 CFR 156.10(a)(5) lists examples of statements EPA may consider false or misleading. In addition, regardless of whether a website is referenced on your product’s label, claims made on the website may not substantially differ from those claims approved through the registration process. Therefore, should the Agency find or if it is brought to our attention that a website contains false or misleading statements or claims substantially differing from the EPA approved registration, the website will be referred to the EPA’s Office of Enforcement and Compliance.

If you have any questions, please contact Laura Rademacher at [Rademacher.Laura@epa.gov](mailto:Rademacher.Laura@epa.gov).

Kable Bo Davis; Senior Advisor

*Kable Bo Davis*

Office of Pesticide Programs

Registration Division; Immediate Office

# EH-1414 WEED & FEED B

## EPA Reg. No. 2217-1047

### NOTIFICATION

2217-1047

The applicant has certified that no changes, other than those reported to the Agency have been made to the labeling. The Agency acknowledges this notification by letter dated:

02/04/2025

#### ACTIVE INGREDIENTS:

2,4-D, 2-ethylhexyl ester .....	1.108%
Mecoprop-p acid .....	0.167%
Dicamba acid .....	0.071%
OTHER INGREDIENTS: .....	98.654%
TOTAL .....	100.000%

#### THIS PRODUCT CONTAINS:

14.70 lb 2,4-dichlorophenoxyacetic acid equivalent per ton or 0.735%. CAS 1928-43-4.  
3.34 lb (+)-(R)-2-(2-methyl-4-chlorophenoxy)propionic acid equivalent per ton or 0.167%. CAS 16484-77-8.  
1.42 lb 3,6-dichloro-o-anisic acid equivalent per ton or 0.071%. CAS 1918-00-9  
Isomer Specific by AOAC Methods  
TRIMEC® is a registered trademark of PBI/Gordon Corporation.

### KEEP OUT OF REACH OF CHILDREN

## CAUTION

**STOP! READ THE ENTIRE LABEL FIRST. OBSERVE ALL PRECAUTIONS AND FOLLOW DIRECTIONS CAREFULLY.**

See attached booklet [inside pages] for complete [Precautionary Statements and] Directions for Use, including Storage and Disposal, and back panel for [complete Precautionary Statements, including] First Aid. OR See back panel for complete Precautionary Statements and Directions for Use, including First Aid, and Storage and Disposal.

**Guaranteed Analysis:** See appendix for example.

**Net Contents:** \_\_\_\_

**EPA Est. No.** \_\_\_\_

**Company Name and Address:**

PBI/Gordon Corporation  
1217 West 12<sup>th</sup> Street  
Kansas City, Missouri 64101



## **PRECAUTIONARY STATEMENTS**

### **Hazards to Humans and Domestic Animals**

**CAUTION:** Causes moderate eye irritation. Avoid contact with eyes or clothing. Wash thoroughly with soap and water after handling and before eating, drinking, chewing gum, using tobacco or using the toilet.

<b>First Aid</b>	
<b>If in eyes:</b>	<ul style="list-style-type: none"><li>• Hold eye open and rinse slowly and gently with water for 15 - 20 minutes. Remove contact lenses, if present, after the first 5 minutes, then continue rinsing eye.</li><li>• Call a poison control center or doctor for treatment advice.</li></ul>
Have the product container or label with you when calling a poison control center or doctor or going for treatment. You may also contact 1-877-800-5556 for emergency medical treatment information.	

### **Environmental Hazards**

This pesticide is toxic to fish and aquatic invertebrates and may adversely affect non-target plants. To protect the environment, do not allow pesticide to enter or run off into storm drains, drainage ditches, gutters or surface waters. Applying this product in calm weather when rain is not predicted for the next 24 hours will help to ensure that wind or rain does not blow or wash pesticide off the treatment area. Sweeping any product that lands on a driveway, sidewalk, or street, back onto the treated area of the lawn or garden will help to prevent run off to water bodies or drainage systems.

This chemical has properties and characteristics associated with chemicals detected in groundwater. The use of this chemical in areas where soils are permeable, particularly where the water table is shallow, may result in groundwater contamination. Application around a cistern or well may result in contamination of drinking water or groundwater.

## **DIRECTIONS FOR USE**

It is a violation of Federal law to use this product in a manner inconsistent with its labeling.

### **1. Product Description**

EH-1414 WEED & FEED B is a combination of three proven weed killers--2,4-D, mecoprop-p, and dicamba. This herbicide controls a wide range of lawn weeds, including dandelion, chickweed, knotweed, plantain, henbit, and spurge. In addition, a x-x-x (grade percentage) fertilizer provides a supply of plant nutrients.

### **2. Use Restrictions**

- Do not apply this product in a way that will contact any person or pet, either directly or through drift. Keep people and pets out of the area during application. Do not allow people or pets to enter the treated area until dusts have settled.
- Not for use on turf being grown for sale or other commercial use as sod, or for commercial seed production, or for research purposes.
- Do not use on dichondra, carpetgrass, 'Floratam' St. Augustinegrass, creeping bentgrass, or turfgrass where desirable clovers are present.
- Do not use this product on flowers, vegetables, groundcovers, gardens or landscape plantings including shrubs and trees. Do not exceed specified dosage for any area and do not apply this product within the dripline of, or over surface roots of trees, shrubs, and other ornamentals.
- Do not use this product on or near desirable plants and avoid spreading granules onto exposed root systems or adventitious shoots (rhizomes) within the drip line of the roots of desirable trees and shrubs, since injury may result.

- Do not apply directly to or near water, storm drains, gutters, sewers, or drainage ditches. Do not apply within 25 feet of rivers, fish ponds, lakes, streams, reservoirs, marshes, estuaries, bays, and oceans. Do not apply when windy. Apply this product directly to your lawn, and sweep any product landing on the driveway, sidewalk, gutter, or street back onto the treated area. To prevent product run-off, do not over water the treated area(s) to the point of runoff or apply when raining or when rain is expected that day.

### 3. Use Precautions

- Do not apply this product to newly seeded grasses until well-established or after the second or third mowing.
- Reseeding or overseeding areas may occur 3 weeks after the application of this product.

### 4. How Much To Apply [Where To Use]

#### [Option 1]

**For Kentucky bluegrass, fescue spp., perennial ryegrass, common bermudagrass, bahiagrass, and zoysiagrass:** Apply 2.5 to 4 lb of product per 1000 sq.ft. of established turfgrass.

**For St. Augustinegrass (excluding 'Floritam' St. Augustinegrass), centipedegrass, hybrid bermudagrass, and colonial bentgrass:** Apply 2 to 3 lb of product per 1000 sq.ft. of established turfgrass.

Generally, the lower application rates within the specified range will provide satisfactory control of annual broadleaf weed species. The higher application rates within the specified range will be required for dense infestations of perennial weeds, for adverse/extreme environmental conditions, or for weeds beyond the appropriate growth stages.

#### [Option 2 -- specifically for 14 lb bags]

**For use on: Kentucky bluegrass, fescue spp., perennial ryegrass, common bermudagrass, bahiagrass, zoysiagrass, St. Augustinegrass, centipedegrass, hybrid bermudagrass, and colonial bentgrass:** Apply 2.8 lb of product per 1000 sq.ft. One 14 lb bag covers 5000 sq.ft.

#### [Option 3 -- specifically for 13lb bags]

**For use on: Kentucky bluegrass, fescue spp., perennial ryegrass, common bermudagrass, bahiagrass, zoysiagrass, St. Augustinegrass, centipedegrass, hybrid bermudagrass, and colonial bentgrass:** Apply 2.6 lb of product per 1000 sq.ft. One 13 lb bag covers 5000 sq.ft.

The maximum broadcast application rate is 4 lb of product per 1000 sq.ft. per application. The maximum number of broadcast applications is 2 per year with a minimum of 30 days between applications. The maximum seasonal rate is 8 lb of product per 1000 sq.ft. [Note to reviewer: 4 lb is equivalent to 1.28 lb 2,4-D ae, 0.29 lb mecoprop-p ae, and 0.12 lb dicamba ae per acre per application. 8 lb is equivalent to 2.56 lb 2,4-D ae, 0.58 lb mecoprop-p ae and 0.25 lb dicamba ae per acre per year]]

Typically a lawn utilizes [xx] pounds of nitrogen per 1,000 sq.ft. per growing season. When applied as directed, this product provides [yy] pounds of nitrogen per 1,000 sq.ft. Contact your local Extension Service for information specific to your geographic region.

### 5. When To Use

Apply when broadleaf weeds are actively growing in spring or early fall.

Apply when the air is calm (Choose a calm day) to ensure uniform coverage and avoid spreading granules onto flowers, vegetables, and ornamental shrubbery.

Possible retreatment may be necessary if lawn is heavily overrun by weeds, if adverse low moisture conditions prevail, or if weeds are in a state of poor growth.

## 6. What To Expect [Application Instructions]

1. Mow lawn to normal height 1 to 2 days before application.
2. Water lawn thoroughly at least 1 to 2 days before application to sustain moisture until the next watering (see step 5).
3. Apply when broadleaf weeds are young and actively growing, preferably in the morning when dew is on the grass. At the time of application, moisture on the weed leaves from dew, rainfall or irrigation/watering aids in control. If grass is not moist at time of application, sprinkle lightly with water before applying product.
4. Avoid applying when temperatures are consistently above 90°F.
5. Do not wash from weed leaves for 1 to 2 days after application. At this time, a thorough watering should be made.

## 7. Weeds Controlled [253]

Amaranth, purple	Cupid shaving Brush	Mustard, black	Speedwell, corn
Amaranth, slender	Cudweed	Mustard, blue	Speedwell, ivyleaf
Aster, heath	Daisy, English	Mustard, hedge	Speedwell, Persian
Aster, white heath	Daisy, oxeye	Mustard, Indian,	Speedwell, purslane
Aster, purple	Dandelion, common	Mustard, tansy	Speedwell, slender
Aster, white prairie	Dandelion, false	Mustard, tumble	Speedwell, snow
Artichoke	Day flower	Mustard, white	Speedwell, thymeleaf
Austrian fieldcress	Deadnettle	Mustard, wormseed	Spiny amaranth
Bedstraw, Catchweed	Dichondra	Nettle, stinging (burning)	Spurge, spotted
Bedstraw, smooth	Dock, broadleaf	Nettle, tall	Spurge, prostrate
Bedstraw, Northern	Dock, curly	Nettle, wood	Spurweed
Bedstraw, pineywoods	Dogbane	Parsley-piert	Star of Bethlehem
Beggarticks, hairy	Dogfennel	Parsnip	Strawberry, India mock
Betony, Florida	Dollarweed (Pennywort)	Pearlwort	Tansy ragwort
Bindweed, Field	Dove weed	Pennycress (frenchweed)	Tanweed
Bindweed, Hedge	Elderberry	Pepperweed, perennial	Thistle, blessed
Bitter Wintercress	Falseflax	Pepperweed, Virginia	Thistle, bull
Bittercress, hairy	False sunflower	(Peppergrass)	Thistle, Canada
Bitterweed	Fiddleneck	Pigweed, prostrate	Thistle, flodman (prairie)
Black-eyed Susan	Filaree, redstem	Pigweed, redroot	Thistle, musk
Black Medic	Filaree, whitestem	Pigweed, russian	Thistle, platte
Blood flower milkweed	Fleabane, daisy (annual)	Pigweed, smooth	Thistle, plumeless
Blue lettuce	Fleabane, rough	Pigweed, tumble	Thistle, Russian
Brassbuttons	Galinsoga, hairy	Pineapple weed	Thistle, scotch
Bristly oxtongue	Galinsoga, smallflower	Plains coreopsis (tickseed)	Thistle, wavyleaf
Broomweed	Goldenrod	Plantain, blackseed	Thistle, yellow (horrible)
Buckhorn	Ground ivy	Plantain, bracted	Trailing crownvetch
Bullnettle	Groundsel	Plantain, broadleaf	Velvetleaf
Burclover	Gumweed	Plantain, buckhorn	Vervain, blue
Burdock	Hairy fleabane	Plantain, hoary	Vervain, hoary
Burweed, lawn (spurweed)	Hawkweed, meadow	Plantain, narrowleaf	Vervain, prostrate
Buttercup, bulbous	Hawkweed, mouseear	Plantain, slender	Vervain, tall
Buttercup, creeping	Hawkweed, orange	Plantain, woolly	Vetch, bird
Buttonweed, common	Hawkweed, yellow	Poison ivy	Vetch, hairy
(poorjoe)	Healall	Poison oak	Vetch, milk
Buttonweed, Virginia	Heartleaf drymary	Pokeweed	Vetch, narrowleaf
Carolina geranium (wild)	Hemp	Prairie Sunflower	Vetch, wild
Carpetweed	Henbit	Prickly lettuce (compass	Virginia creeper
Catnip	Hoary cress	plant)	Western clematis
Catsear, spotted (false	Horsenettle	Prickly sida	Western salsify
dandelion)	Horseweed	Prostrate knotweed	Wild aster

Chamber bitter	Jimsonweed	Puncturevine	Wild buckweat
Chickweed, common	Johnny-Jumpup violet	Purslane, common	Wild carrot
Chickweed, mouseear	Knawel	Pusley, brazil	Wild four-o'clock
Chickweed, sticky	Knotweed, prostrate	Pusley, Florida	Wild garlic
Chicory	Kochia	Pusley, large flower	Wild lettuce
Cinquefoil	Lambsquarters	Ragweed, bur	Wild marigold
Clover, crimson	Lespedeza	Ragweed, common	Wild mustard (yellow rocket)
Clover, alyce	Mallow, alkali	Ragweed, lancleaf	Wild onion
Clover, hop	Mallow, bristly	Ragweed, western	Wild parsnip
Clover, rabbit foot	Mallow, common	Redstem filaree	Wild radish
Clover, red	Mallow, dwarf	Rough cinquefoil	Wild rape
Clover, strawberry	Mallow, venice	Scarlet pimpernel	Wild strawberry
Clover, yellow sweet	Marcela	Shepard's purse	Wild sweet potato
Clover, white sweet	Matchweed	Smartweed, ladythumb	Wild violet
Clover, white	Mexicanweed	Smartweed, pale	Woodsorrel, creeping
Cockle	Moneywort	Smartweed, Pennsylvania	Woodsorrel, violet
Cocklebur	Morningglory, bigroot	Smooth chaff-flower	Woodsorrel, yellow (Oxalis)
Cocklebur, oriental	Morningglory, ivyleaf	Smoothdock	Woolly croton
Cocklebur, spiny	Morningglory, Mexican	Sorrel, red (sheep)	Wormseed
Common mullein	Morningglory, red	Sowthistle, annual	Yarrow, common
Corn Spurry	Morningglory, tall	Sowthistle, spiny	Yarrow, western
Creeping Beggarweed	Morningglory, wolly	Spanish needles	Yarrow, yellow
Creeping Jenny (creeping Charlie)	Mugwort	Speedwell, bi-lobed	
	Mustard, ball	Speedwell, common	

## 8. [Spreader Settings] [Distribution And Spreader Patterns] [How To Apply] [Spreaders And Calibration]

Always apply with a rotary or drop spreader to distribute the granules evenly. Never apply by hand.

**Coverage** - To determine how much you need to apply, multiply the length of your lawn by its width. This equals your total square footage. Deduct all non-lawn areas (house, gardens, etc.). One bag covers up to XXX square feet.

**IMPORTANT:** It is important to follow directions as indicated on this quality lawn care product as over-application may cause injury to your lawn. Spreader settings are approximate. Differences may occur due to condition of spreader, speed at which applied and roughness of area treated. Be sure to check spreader before beginning, adjusting if necessary. Consult Owner's Manual. Never apply by hand.

**[Note to Supplemental Registrants:** Select the appropriate bag size and present only the information provided for that bag size on your product labeling. Also, the following language on equipment settings of drop spreaders, rotary spreaders, and other granular applicators is optional – it may be presented on the container labels at your discretion.]

Bag Size	Application Rate, lb/1000 sq.ft.	Treated Area for This Bag Size, sq.ft.	Bag Size	Application Rate, lb/1000 sq.ft.	Treated Area for This Bag Size, sq.ft.
14 lb	2.0	7,000	26 lb	2.0	13,000
	2.5	5,600		2.5	10,400
	2.8	5,000		3.0	8,700
	3.0	4,670		3.2	8,100
	3.2	4,375		3.4	7,600
	3.4	4,120		3.6	7,200
	3.6	3,890		4.0	6,500

Bag Size	Application Rate, lb/1000 sq.ft.	Treated Area for This Bag Size, sq.ft.	Bag Size	Application Rate, lb/1000 sq.ft.	Treated Area for This Bag Size, sq.ft.
15	2.0	7,500	28	2.0	14,000
	2.5	6,000		2.5	11,200
	3.0	5,000		3.0	9,300
	3.2	4,700		3.2	8,800
	3.4	4,400		3.4	8,200
	3.6	4,200		3.6	7,800
	4.0	3,750		4.0	7,000
16	2.0	8,000	36	2.0	18,000
	2.5	6,400		2.5	14,400
	3.0	5,300		3.0	12,000
	3.2	5,000		3.2	11,300
	3.4	4,700		3.4	10,500
	3.6	4,400		3.6	10,000
	4.0	4,000		4.0	9,000
17	2.0	8,500	37	2.0	18,500
	2.5	6,800		2.5	14,800
	3.0	5,700		3.0	12,300
	3.2	5,300		3.2	11,600
	3.4	5,000		3.4	10,900
	3.6	4,700		3.6	10,300
	4.0	4,250		4.0	9,250
18	2.0	9,000	40	2.0	20,000
	2.5	7,200		2.5	16,000
	3.0	6,000		3.0	13,300
	3.2	5,600		3.2	12,500
	3.4	5,300		3.4	11,800
	3.6	5,000		3.6	11,100
	4.0	4,500		4.0	10,000
20	2.0	10,000	42	2.0	21,000
	2.5	8,000		2.5	16,800
	3.0	6,700		2.8	15,000
	3.2	6,400		3.0	14,000
	3.4	5,800		3.2	13,100
	3.6	5,700		3.4	12,400
	4.0	5,000		3.6	11,700
21	2.0	10,500	45	4.0	10,500
	2.5	8,400		2.0	22,500
	2.8	7,500		2.5	18,000
	3.0	7,000		3.0	15,000
	3.2	6,550		3.2	14,100
	3.4	6,150		3.4	13,200
	3.6	5,800		3.6	12,500
25	4.0	5,250	50	4.0	11,300
	2.0	12,500		2.0	25,000
	2.5	10,000		2.5	20,000
	3.0	8,300		3.0	16,700
	3.2	7,800		3.2	15,600
	3.4	7,400		3.4	14,700
	3.6	6,900		3.6	13,900
	4.0	6,250		4.0	12,500

#### SINGLE PASS DISTRIBUTION:

- For rotary spreaders: Operate at intervals corresponding to the swath width.
- For drop spreaders: Overlap the wheel tracks to ensure complete coverage.



- For best results, apply this product uniformly and avoid streaks, skips or overlaps. Walk at a steady pace to ensure even coverage. Close the spreader opening when turning to change directions or when stopping.

#### **CALIBRATION INSTRUCTIONS AND SPREADER SETTINGS:**

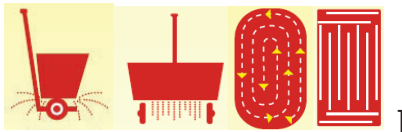
Calibrate the spreader according to the manufacturer's directions. Initial spreader settings may require adjustment to deliver the recommended rate under actual application conditions.

To provide proper distribution, calibrate spreader before application.

- For 2.0 pounds of product per 1,000 square feet of turfgrass: Check your spreader on 500 square feet and adjust to apply at the rate of 1 pound of product per 500 square feet.
- For 2.5 pounds of product per 1,000 square feet of turfgrass: Check your spreader on 400 square feet and adjust to apply at the rate of 1 pound of product per 400 square feet.
- For 2.8 pounds of product per 1,000 square feet of turfgrass: Check your spreader on 357 square feet and adjust to apply at the rate of 1 pound of product per 357 square feet.
- For 3.0 pounds of product per 1,000 square feet of turfgrass: Check your spreader on 330 square feet and adjust to apply at the rate of 1 pound of product per 330 square feet.
- For 3.2 pounds of product per 1,000 square feet of turfgrass: Check your spreader on 310 square feet and adjust to apply at the rate of 1 pound of product per 310 square feet.
- For 3.4 pounds of product per 1,000 square feet of turfgrass: Check your spreader on 300 square feet and adjust to apply at the rate of 1 pound of product per 300 square feet.
- For 3.6 pounds of product per 1,000 square feet of turfgrass: Check your spreader on 275 square feet and adjust to apply at the rate of 1 pound of product per 275 square feet.
- For 3.8 pounds of product per 1,000 square feet of turfgrass: Check your spreader on 260 square feet and adjust to apply at the rate of 1 pound of product per 260 square feet.
- For 4.0 pounds of product per 1,000 square feet of turfgrass: Check your spreader on 250 square feet and adjust to apply at the rate of 1 pound of product per 250 square feet.

**BROADCAST SPREADERS:** For best results, apply in a circular path starting on the outside and working toward the center overlapping slightly to ensure complete coverage.

**DROP SPREADERS:** Apply 2 strips along each end. Then apply along length of lawn, overlapping slightly and shutting off the spreader before each turn at edge of border strips.



Spreader	Delivers <u>    </u> lbs./1,000 sq.ft.				
	2.0 lb	2.5 lb	2.8 lb	3.0 lb	3.5 lb
LESCO® Rotary calibration gauge setting #	X	X	X	X	X
Ortho® Drop (5000)	X	X	X	X	X
Ortho® Rotary (6000)	X	X	X	X	X
Precision® Red Devil® Rotary	X	X	X	X	X
Quaker® Rotary	X	X	X	X	X
Republic® EZ Drop	X	X	X	X	X
Republic® EZ Grow	X	X	X	X	X
Republic® EZ Rotary	X	X	X	X	X
Scotts® Drop (PF3)	X	X	X	X	X
Scotts® Easy Green	X	X	X	X	X
Scotts® Speedy Green	X	X	X	X	X
True Temper Rotary	X	X	X	X	X

[End optional language]

## STORAGE AND DISPOSAL

Do not contaminate water, food, or feed by storage and disposal.

**PESTICIDE STORAGE:** Store in original container and keep any bags containing unused product in a locked storage area inaccessible to children and domestic animals.

**PESTICIDE DISPOSAL AND CONTAINER HANDLING:** Nonrefillable container. Do not reuse or refill this container. **If empty:** Place in trash or offer for recycling if available. **If partly filled:** Call your local solid waste agency for disposal instructions. Never place unused product down any indoor or outdoor drain.

## LIMITED WARRANTY AND DISCLAIMER

**FOR USE ONLY AS DIRECTED. THE MANUFACTURER NEITHER MAKES NOR INTENDS ANY OTHER EXPRESS OR IMPLIED WARRANTIES, INCLUDING ANY WARRANTY OF MERCHANTABILITY OR FITNESS FOR A PARTICULAR PURPOSE, WHICH ARE EXPRESSLY DISCLAIMED. TO THE EXTENT CONSISTENT WITH APPLICABLE LAW, IN NO CASE SHALL THE MANUFACTURER BE LIABLE FOR INCIDENTAL, CONSEQUENTIAL, OR SPECIAL DAMAGES RESULTING FROM THE USE OR HANDLING OF THIS PRODUCT.** If these terms are not acceptable, return this product unopened immediately to the point of purchase, and the purchase price will be refunded in full. The terms of this Limited Warranty and Disclaimer cannot be varied by any written or verbal statements or agreements at the point of sale or elsewhere.

### [Alternate Warranty and Disclaimer]

WARRANTY & DISCLAIMER: To the extent consistent with applicable law, [company name] guarantees this fine product to the extent of the purchase price, only when used according to directions. ]

## APPENDIX

### 1. Advertising claims and marketing phrases that may be presented on promotional materials and the container labels of supplemental registrants.

#### Herbicide Benefit Claims:

- Controls Dandelions & Other Broadleaf Weeds
- Controls a Wide Spectrum of Broadleaf Weeds
- Controls Dandelion, White Clover, Plantain, Chickweed, Spurge and Many Other Listed Weeds
- Controls "[Kills] clover, dandelion, plantain, chickweed and [other broadleaf,weeds] [others as listed]"
- "[Kills] [Controls] [dandelions] [any weed listed on label] and [over] [more than] [XXX] other [listed] major lawn weeds [as listed]"
- Kills xx+ Weeds
- Kills tough lawn weeds
- Kills the weeds, not the lawn
- Kills [Over] [More Than] XXX [Listed] Weeds [as Listed]
- Kills broadleaf weeds in lawns
- Kills [major] broadleaf weeds [like clover, dandelion, oxalis]
- Kills major broadleaf weeds, even the roots. And [brand name] is formulated to kill only the weeds, not the lawn. Use as directed to kill major broadleaf weeds in your lawn.
- Kills dandelion and many other broadleaf weeds.
- Kills clover, chickweed, spurge and many other [listed] broadleaf weeds [as listed]
- Kills [listed] weeds now for fewer weeds in spring

- Kills even the tough[est] broadleaf weeds [like clover, dandelion, oxalis]
- Kill the toughest weeds like Clover, Dandelion, Henbit, Chickweed, Spurge and many other listed broadleaf weeds
- Kills Weeds While Feeding Your Lawn
- Kills Over [XXX] [Listed] Weeds [as Listed], Including Henbit, Dollar Weed, White Clover, Plantain and Chickweed
- Kills over XXX weeds
  - Many broadleaf weeds (dandelion, chickweed, henbit) germinate in the fall but are not visible in your lawn until spring. Applying (product name) in the fall can provide effective results, because smaller weeds are easier to control. If needed, you can make a follow-up application in the spring.
- Eliminates and controls more than 250 weeds in your home lawn
- [Brand Name] Weed & Feed: These post-emergent products control a wide variety of existing broadleaf weeds while they feed your desirable grass.
- Wipes out tough weeds such as [chickweed, clover, henbit, and/or dandelion]
- Use on Lawns to Kill the Toughest Weeds like Clover and dandelion.
- Kills even the toughest weeds!
- Kills [Controls] Twice [2x] as many weeds [weed image icon]\* \*compared to our previous product [formula] of 2217-XXXX (insert product name of the previous product)
- Kills [Controls] [2x] more weeds [weed image icon] than our previous product [formula] of 2217-XXXX (insert product name of the previous product)

#### Fertilizer Benefit Claims:

- Fast Green-Up & Timed Release for Extended Feeding
- Quick Greening and Extended Feeding
- Pennington Coated Slow Release Technology. For a long lasting green lawn with no burning.\*  
\*When used according to label directions [\*When used as directed]
- Pennington Coated -- Slow Release Technology -- For a Long Lasting Green Lawn With No Burning\* \*When used according to label directions.
- Feeds up to 4 months
- Feeds For [up to] 3 Months Guaranteed
- Phosphorus Free – Helping our Water Sources [to be used only on formulations containing 0% phosphorous]
- Encourages Early Spring Green-Up
- Phosphorus Free! [to be used only on formulations containing 0% phosphorous]
- Phosphorus Free Fertilizer [to be used only on formulations containing 0% phosphorous]
- Helps develop a deep, dense root system that encourages early spring green-up
- Why go phosphorus free? Too much phosphorus in the soil can lead to ground water contamination. Using Sta-Green fertilizers containing no phosphorus helps our water sources. [Only to be included with phosphorus free formulations]
- Helps strengthen lawn against heat and drought
- Contains iron for deep greening & micro-nutrients for a balanced blend
- [Nitrogen] Produces lush, dark green plant growth
- [Potassium] Helps to improve plant's hardiness and stress tolerance
- For a long lasting green lawn with no burning (icon)

#### General Marketing Claims:

- Northern and Southern Grasses Bluegrass, Fescue, Zoysia, Bermuda, St. Augustinegrass, Bentgrass, Centipede, Bahia, Perennial Ryegrass
- For use on: Kentucky bluegrass, fescue spp., perennial ryegrass, common bermudagrass, bahiagrass, zoysiagrass, St. Augustinegrass, centipedegrass, hybrid bermudagrass and colonial bentgrass
- Treats Northern and Southern Grasses

- Feed[s] Treats [Covers] XXXX sq.ft. [(XXXX square meters)]
  - Covers up to XXXX square feet
  - Apply When Weeds Are [Actively] Growing
  - In Case of Emergency, Call XXX-XXX-XXXX
  - Easy to Use
  - With Pennington Coated Technology
  - Apply to a wet lawn
  - Use on a wet lawn
  - GENERAL TIPS
    1. Determine size of area to be treated – measure length and width in feet, then multiply to determine coverage area in sq ft (length x width). Next, subtract non-lawn areas.
    2. Use the spreader setting chart to determine the appropriate setting.
    3. Treat as directed – thorough coverage is important.
  - Lawn Fertilizer Plus Weed Control
  - Controls many broadleaf weeds while providing long-feeding action
  - Assembled in the USA with foreign and/or domestic parts
  - Assembled in the USA
  - Factory Certified [Note to Reviewer: For WalMart]
  - Apply Spring/Early Fall
  - For thick, green, rich turf
  - This product is designed to promote lush green growth in lawns & control many broadleaf weeds as listed
  - Quick Greening and Extended Feeding
  - Pennington Coated – Slow Release Technology (icon)
  - This bag fits this space: [measuring yard icon] Multiply the length by the width of your yard and then subtract the area of your house to find the square footage you need to cover.
  - [Weather Icon] Apply when broadleaf weeds are actively growing in Spring or early Fall. Apply to a wet lawn.
  - [Spreader Icon] Always apply with a rotary or drop spreader to distribute granules evenly [(see chart below)]. Never apply by hand.
  - [Calendar Icon][Weather Icon] No rain or water for 1 to 2 days after application. After 2 days, water thoroughly.
  - [\*]Vigoro® Money Back Guarantee: If you apply this Vigoro product as directed and are not completely satisfied, send your proof of purchase (UPC) from this package and the original receipt to the address below. We will refund the purchase price.
  - Money Back Guarantee [See Back Panel for Details\*]  
[Great Quality. Great Price. Guaranteed.] \* Our guarantee is our promise that you'll be fully satisfied with the quality of every [Expert Gardener] product. If for any reason you aren't happy, we'll replace it or return your money – whichever you prefer. All you need to do is return the empty packaging. It's that simple. Guaranteed. Guaranteed within 1 year of the date of purchase.
  - Questions or Comments? Call 855-481-2977.
  - Visit Us On The Internet or Call Our Customer Satisfaction Hotline
  - vigoro.com or 1-800-394-1870


#### Referrals to Other Products Used Sequentially:







- A Beautiful Pennington Lawn, [Pennington UltraGreen Annual Feeding Program] A good fertilization program can keep your lawn green and vigorous. Pennington has a wide selection of fertilizers to help you throughout the year.
- Pennington Lawn Starter, Recommended for use when seeding, sodding, or reseeding lawns to enhance root development.

- Pennington Crabgrass Preventers, Use these pre-emergent products to control crabgrass and many other weeds in your lawn before they germinate. Crabgrass preventers are available with and without fertilizer.
- Pennington Weed & Feed, These post-emergent products control a wide variety of existing broadleaf weeds while they feed your desirable grass.
- Pennington Lawn Fertilizer, A high nitrogen fertilizer with iron that feeds any established lawn up to 4 months.
- Pennington Centipede & St. Augustine Weed & Feed, This fertilizer is especially formulated to control a wide variety of broadleaf weeds in Centipede and St. Augustine lawns.
- For additional spreader information, visit [pikenursery.com](http://pikenursery.com)
- Pike Lawn Care Program: A good fertilization program can keep your lawn green and vigorous. Pike has a wide selection of fertilizers specifically formulated for the Southeast to help you throughout the year.
  - Pike Lawn Starter: Recommended for use when seeding, sodding, or reseeding lawns to enhance root development.
  - Pike Crabgrass Preventer: Use pre-emergent product to control crabgrass and many other weeds in your lawn before they germinate.
  - Pike Weed & Feed: Use post-emergent product to control a wide variety of existing broadleaf weeds while feeding desirable grass.
  - Pike Lawn Fertilizer: A high nitrogen fertilizer with iron that feeds any established lawn up to 4 months. Quick greening & long lasting.
- For A Beautiful Sta-Green Lawn: A good fertilization program can keep your lawn green and vigorous. Sta-Green has a wide selection of fertilizers to help you throughout the year.
- STA-GREEN CRABGRASS PREVENTERS: Use these pre-emergent products to control crabgrass and many other weeds in your lawn before they germinate. Crabgrass preventers are available with or without fertilizer. Use these products in early spring before weeds begin to emerge.
- STA-GREEN LAWN FERTILIZER: A high nitrogen fertilizer with iron that feeds any established lawn up to 4 months. Use this product anytime during the active growing season.
- STA-GREEN WEED & FEED: This post-emergent product controls a wide variety of existing broadleaf weeds while it feeds your desirable grass. Use weed and feeds when weeds are actively growing.
- STA-GREEN SOUTHERN WEED & FEED: This fertilizer is especially formulated to control a wide variety of broadleaf weeds in Centipede and St. Augustine lawns. Use weed and feeds when weeds are actively growing.
- Use this product in the TurfKing™ turf program for a great lawn

#### Optional/Example Graphics

The following are representative examples of graphics that could be used in the marketed label. If the graphic is used, minor changes to the exact color, shapes or orientation of items depicted, or the amount or size of graphic may occur based on marketing decisions and the available space on the label.

	<p>Optional graphic for use with fertilizer claim: Feeds [For] [Up To] [X][3][4][5] Months</p>
---	--

		For optional use with weed control/prevention label text (Ex. kills even the toughest broadleaf weeds like dandelion & clover)
		For optional use with explanatory label text (Ex. apply when weeds are actively growing)
		For optional use with Vigoro Money Back Guarantee*
		For optional use with explanatory label text: Visit Us On The Internet or Call Our Customer Satisfaction Hotline / vigoro.com or 1-800-394-1870
		Other brand name graphics
		Optional graphic depicting turfgrass

## 2. State mandated fertilizer labeling requirements:

[Note to Supplemental Registrants: Please select the statements relevant to the areas of the country in which your specific product is registered and sold; if include any of these statements that are relevant to your labeling, place in the Directions for Use under the heading "State Restrictions"]

- California, Oregon, Washington: "[When applied as directed, this product meets the guidelines for metals adopted by the Association of American Plant Food Control Officials]-Information regarding the contents and levels of metals in this product is available on the internet at <http://www.aapfco.org/metals.htm>"
- Information regarding the contents and levels of metals in this product is available on the Internet at <http://www.regulatory-info-xx.com>  
[Each registrant shall substitute a unique alphanumeric identifier for "xx". This statement may be used only if the licensee establishes and maintains the Internet site: there is a clearly visible, direct hyperlink to a government website; and the Internet site contains no advertising or company specific information ]
- Check with your local Cooperative Extension Agency to obtain specific information on local turf best management practices [for feeding your lawn.]
- Check with your county or city government to determine if there are local regulations for fertilizer use.



- Florida: "Apply only to actively growing turf."
- Idaho: "Apply only as directed"
- Maryland: "This fertilizer contains phosphorus and may not be used on turf in the state of Maryland except when 1) Providing nutrients to specific soils and target vegetation as determined to be necessary in accordance with a soil test that was conducted by a laboratory identified under § 8-803.7 of the Agriculture Article, Annotated Code of Maryland, performed no more than 3 years before the application; 2) Establishing vegetation for the first time, such as after land disturbance, provided the application is conducted in accordance with the recommended application rates established by the State; or 3) Reestablishing or repairing a turf area."
- New Jersey: "In the state of New Jersey, this product may be used only when 1) Providing nutrients to specific soils and target vegetation as determined to be necessary pursuant to a soil test conducted by a laboratory identified pursuant to subsection b. of section 6 of P.L.2010, c.112 (C.58:10A-66) and performed no more than three years before the application, and pursuant to the associated annual fertilizer recommendation issued by the New Jersey Agricultural Experiment Station at Rutgers, the State University; 2) Establishing vegetation for the first time, such as after land disturbance, provided the application is in accordance with the standards and requirements established under the "Soil Erosion and Sediment Control Act," P.L.1975, c.251 (C.4:24-39 et seq.) and the rules and regulations adopted pursuant thereto; 3) Reestablishing or repairing a turf area; or 4) Delivering liquid or granular fertilizer under the soil surface, directly to the feeder roots."
- New Hampshire: In the state of New Hampshire, this product may only be used on 1) Establishing new lawns, for repairing a lawn, for seeding, or for use when a soil test indicates a phosphorus deficiency.
- Virginia: "In the state of Virginia, this product may be used only on 1) Newly established turf areas from sod or seed during the first growing season; 2) Turf areas being repaired or renovated, and; 3) Turf areas where soil tests performed within the past three years indicate nutrient deficiency."
- [Virginia, Florida, Maryland, others] DO NOT APPLY NEAR WATER, STORM DRAINS, OR DRAINAGE DITCHES. DO NOT APPLY IF HEAVY RAIN IS EXPECTED. APPLY THIS PRODUCT ONLY TO YOUR LAWN/GARDEN. [AND SWEEP ANY PRODUCT THAT LANDS ON THE DRIVEWAY, SIDEWALK, OR STREET, BACK INTO YOUR LAWN/GARDEN.] [Note to Supplemental Registrant: The bracketed part of this statement is not required for liquid products.]
- [For products containing Iron:] Keep this product off sidewalks, patios, driveways, etc. This fertilizer contains iron which will stain concrete and painted surfaces. If it comes in contact with concrete surface, sweep off immediately before flushing with water. If concrete is wet when contact occurs, staining may be impossible to prevent. Be careful when using rotary spreaders which scatter fertilizer beyond lawn edge and onto concrete.
- [Advisory for Fertilizers Containing Iron:] Keep this product off sidewalks, patios, driveways, etc. This fertilizer may stain concrete and painted surfaces. If it comes in contact with concrete surfaces, sweep off immediately before flushing with water. If concrete is wet when contact occurs, staining may be impossible to prevent. Be careful when using rotary spreaders which scatter fertilizer beyond lawn edge and onto concrete.
- [Note to Supplemental Distributor: In Kentucky if the product supplies less than 1lb of Nitrogen per application, include the following:] A lawn typically will utilize 1 to 4 pounds of nitrogen per 1,000 square feet per growing season. When used as directed, this product will supplement your regular fertilizer program by providing XX pounds of nitrogen per 1,000 square feet and herbicide to control listed weeds. Please consult your local extension office for questions regarding a regular fertilizer program."
- Consult your State Cooperative Extension Service for current information on annual application limitations for lawn fertilizers in your region.
- Information concerning the raw materials composing this product can be obtained by writing to the Guarantor listed on this label, and referring to the batch number found on this container.

## **DOCUMENT CONTROL INFORMATION**

**1. Unique Label Identifier:** 002217-01047.20240930.notif-proposed-highlighted

**2. Reason for Issue:** Ad claims, graphics, other non-FIFRA revisions

<b>Internal Usage Notes</b>
Associated Container Label: Distributor (Excl)