


2217-966

5/7/2012

1/12


 <p style="text-align: center;">U.S. ENVIRONMENTAL PROTECTION AGENCY Office of Pesticide Programs Registration Division (7505P) Ariel Rios Building 1200 Pennsylvania Ave., NW Washington, D.C. 20460</p>	EPA Reg. Number: 2217-966	Date of Issuance: MAY - 7 2012
	Term of Issuance: Unconditional	
	Name of Pesticide Product: EH-1514 Herbicide	
<p>NOTICE OF PESTICIDE:</p> <p><input checked="" type="checkbox"/> Registration <input type="checkbox"/> Reregistration (under FIFRA, as amended)</p>		
<p>Name and Address of Registrant (include ZIP Code): James Kunstman Ph.D PBI/Gordon Corporation Post Office Box 014090 Kansas City, Missouri 64101</p>		
<p>Note: Changes in labeling differing in substance from that accepted in connection with this registration must be submitted to and accepted by the Registration Division prior to use of the label in commerce. In any correspondence on this product always refer to the above EPA registration number.</p>		
<p>On the basis of information furnished by the registrant, the above named pesticide is hereby registered/reregistered under the Federal Insecticide, Fungicide and Rodenticide Act. Registration is in no way to be construed as an endorsement or recommendation of this product by the Agency. In order to protect health and the environment, the Administrator, on his motion, may at any time suspend or cancel the registration of a pesticide in accordance with the Act. The acceptance of any name in connection with the registration of a product under this Act is not to be construed as giving the registrant a right to exclusive use of the name or to its use if it has been covered by others.</p>		
<p>This product is unconditionally registered in accordance with FIFRA sec. 3(c)(7)(A) provided the following revisions are made:</p>		
<ol style="list-style-type: none"> 1. Page 1, Under the Precautionary statement within the list of Personal Protective Equipment (PPE). The 4th bullet down, should read as follows: Chemical-Resistant gloves and chemical resistant apron when mixing, loading, using or cleaning any hand-held equipment. 2. On page 3, Where to Use: Ornamental Turf grass sites: Please input a statement specifying " (Not for use on Sod farms). This is to avoid having to input the Spanish Advisory and WPS language. 3. Submit and/or cite all data required for registration/reregistration review of your product when the Agency requires all registrants of similar products to submit data. 4. Revise "EPA REG. NO. 2217-xxx" to "EPA REG. NO. 2217-966." Assure that the establishment number and net contents are also added to the final printed label. 5. Submit one year storage stability (guideline 830.6317) and corrosion characteristics (guidelines 830.6320 studies) with observations made at 0, 3, 6, 9, and 12 months intervals. 4. A stamped copy of the label is enclosed for your records. Per 40 CFR 156.10(6), submit one copy of your final printed labeling before you release the product for shipment. 		
<p>If these conditions are not complied with, the registration will be subject to cancellation.</p>		

In accordance with FIFRA sec. 6(e). Your release for shipment of the product constitutes acceptance of these conditions.

If you have any questions regarding this notice, please contact Grant Rowland at (703) 347-0254 or at rowland.grant@epa.gov.

Signature of Approving Official:

Kathryn Montague
Product Manager 23
Herbicide Branch
Registration Division (7505P)



Date:

MAY - 7 2012

3/12

EH-1514 HERBICIDE


EPA Reg. No. 2217-~~XXX~~ 966

ACTIVE INGREDIENT:

Triclopyr, butoxyethyl ester	9.30%
MCPA, 2-ethylhexyl ester	54.70%
Dicamba acid	3.59%
OTHER INGREDIENTS:	32.41%
TOTAL	100.00%

THIS PRODUCT CONTAINS:

- 0.572 lb 3,5,6-trichloro-2-pyridinyloxyacetic acid equivalent per gallon or 6.69%.
 - 3.000 lb 2-methyl-4-chlorophenoxyacetic acid equivalent per gallon or 35.08%.
 - 0.307 lb 3,6-dichloro-o-anisic acid equivalent per gallon or 3.59%.
- Contains petroleum distillates.



KEEP OUT OF REACH OF CHILDREN

WARNING

STOP! READ THE ENTIRE LABEL FIRST. OBSERVE ALL PRECAUTIONS AND FOLLOW DIRECTIONS CAREFULLY.

PRECAUTIONARY STATEMENTS

Hazards to Humans and Domestic Animals

WARNING: Causes skin irritation. Harmful if absorbed through skin. Causes moderate eye irritation. Do not get on skin, in eyes or on clothing. Harmful if swallowed. Prolonged or frequently repeated skin contact may cause allergic reactions in some individuals.

Personal Protective Equipment (PPE)

Some materials that are chemical resistant to this product are made of barrier laminate, butyl rubber, nitrile rubber, neoprene rubber, or viton. If you want more options, follow the instructions for category E on an EPA chemical resistance category selection chart.

Mixers, loaders, applicators, and other handlers must wear:

- Protective eyewear
- Long-sleeved shirt and long pants,
- Shoes plus socks,
- Chemical-resistant gloves when mixing, loading, using, or cleaning any hand-held equipment,
- When mixing and loading wear a chemical-resistant apron,
- Overhead exposure: Chemical-resistant headgear.

User Safety Requirements

Follow manufacturer's instructions for cleaning/maintaining PPE. If no such instructions for washables exist, use detergent and hot water. Keep and wash PPE separately from other laundry.



User Safety Recommendations

- Users should wash hands before eating, drinking, chewing gum, using tobacco, or using the toilet.
- Users should remove clothing/PPE immediately if pesticide gets inside. Then wash thoroughly and put on clean clothing.
- Users should remove PPE immediately after handling this product. Wash the outside of gloves before removing. As soon as possible, wash thoroughly and change into clean clothing.

First Aid

If on skin or on clothing:	<ul style="list-style-type: none"> • Take off contaminated clothing. • Rinse skin immediately with plenty of water for 15 - 20 minutes. • Call a poison control center or doctor for treatment advice.
If in eyes:	<ul style="list-style-type: none"> • Hold eye open and rinse slowly and gently with water for 15 - 20 minutes. Remove contact lenses, if present, after the first 5 minutes, then continue rinsing eye. • Call a poison control center or doctor for treatment advice.
If swallowed:	<ul style="list-style-type: none"> • Immediately call a poison control center or doctor. • Do not induce vomiting unless told to by a poison control center or doctor. • Do not give any liquid to the person. • Do not give anything by mouth to an unconscious person.

Have the product container or label with you when calling a poison control center or doctor or going for treatment. You may also contact 1-877-800-5556 for emergency medical treatment advice.

NOTE TO PHYSICIAN: Contains petroleum distillates - vomiting may cause aspiration pneumonia.

Environmental Hazards

This product may be toxic to fish, aquatic invertebrates, and aquatic plants. Do not apply directly to water, to areas where surface water is present, or to intertidal areas below the mean high water mark. Do not contaminate water when disposing of equipment washwater or rinsate. Drift and runoff may be hazardous to aquatic organisms in water adjacent to treated areas. Runoff of this product will be reduced by avoiding applications when rainfall is forecasted to occur within 48 hours.

This chemical has properties and characteristics associated with chemicals detected in groundwater. The use of this chemical in areas where soils are permeable, particularly where the water table is shallow, may result in groundwater contamination.

Physical or Chemical Hazards

Combustible. Do not use or store near heat or open flame.

DIRECTIONS FOR USE

It is a violation of Federal law to use this product in a manner inconsistent with its labeling.

Do not apply this product in a way that will contact workers or other persons, either directly or through drift. Only protected handlers may be in the area during application. Do not enter or allow others to enter the treated area until sprays have dried. Keep people and pets out of the area during application. Not for use on turf being grown for sale or other commercial use as sod, or for commercial seed production, or for research purposes.

1. Product Description

Designed for turfgrass applications, EH-1514 Herbicide contains three active ingredients:

1. Triclopyr provides broad-spectrum weed control for some of the tough broadleaf weeds such as wild violet, ground ivy, oxalis and wild blackberry.
2. MCPA is an auxin-type herbicide, which is a class of plant growth regulators. It is absorbed through the leaves and is translocated to the growing points of the plant, causing weed stems curl and twist, leaf cupping and withering, and eventual plant death.
3. Dicamba is absorbed through the leaves and roots and has multiple modes of actions for hard-to-kill broadleaf weeds.

Combining these herbicides provides a very wide spectrum of weed control for tough and susceptible weeds. EH-1514 Herbicide controls weeds by affecting multiple sites within the broadleaf weeds. The symptoms of susceptible broadleaf weeds include leaf and stem curl or twisting, and weed yellowing.

2. Spray Preparation

EH-1514 Herbicide is an emulsifiable concentrate that disperses easily in water and forms a stable emulsion.

Mixing With Water:

Add one-half the required amount of water to the spray tank, then add EH-1514 Herbicide slowly with agitation, and complete filling the tank with water. Mix thoroughly and continue agitation while spraying. When this product is left standing for extended periods of time (4 to 5 hours), re-agitate to assure uniformity of the spray mixture.

3. Ground Equipment

Power sprayers fitted with a boom or spray wand/gun may be used for broadcast applications and spot treatments. Boom sprayers equipped with appropriate nozzles, tips, and screens are suitable for broadcast applications. Hand operated sprayers including backpack sprayers, compression sprayers are appropriate for small areas.

Spray distribution: The accuracy and uniformity of the herbicide distribution is the sole responsibility of the applicator. For best spray distribution and coverage, select a spray volume and delivery system that will ensure accurate and uniform coverage.

After using this product, clean sprayer with soap or detergent and water, or an approved spray tank cleaner and rinse thoroughly before applying other pesticides.

4. Where To Use

This product provides broadleaf weed control in the following sites.

Ornamental Turfgrass sites:

- **Residential/domestic sites** are defined as areas associated with the household or home life including, but not limited to apartment complexes, condominiums, and patient care areas of nursing homes, mental institutions, hospitals, or convalescent homes.
- **Ornamental Turf sites** include turfgrass established around residences, parks, streets, retail outlets, cemeteries, industrial and institutional buildings, recreation areas, fairgrounds, areas adjacent to athletic fields, and paved areas.
- **Institutional sites** are defined as turf areas around properties or facilities providing a service to public or private organizations including, but not limited to hospitals, nursing homes, schools, museums, libraries, sport facilities, golf courses (fairways, aprons, and roughs) , and office buildings.

Non-cropland sites: including farmyards, fencerows or fence lines, highway rights-of-way (principal, interstate, county, private, and unpaved roads): Roadsides, roadside ditches, road shoulders (aprons), road embankments, dividers, guardrails and medians; Industrial sites: Lumberyards, tank farms, fuel or equipment storage areas; Municipal, state, and federal lands: Airports and military installations;

railroad yards, railroad crossings and railroad bridge abutments; Utility rights-of-way: telephone, pipeline, electrical powerlines, and communication transmission lines.

Prohibitions of Sites:

Do not apply directly to water. Do not apply to any body of water such as lakes, streams, rivers, ponds, reservoirs, or estuaries (salt water bays). Do not apply to any shorelines (non-cropland sites adjacent to the edges of a body of water) for lakes, streams, rivers, ponds, reservoirs, or estuaries (salt water bays).

Prohibitions:

- Do not apply this product to centipedegrass, St Augustinegrass, bentgrass, carpetgrass, dichondra, legumes, and lawns where desirable clovers are present. Do not apply to golf greens and tees.
- To avoid turf injury, use only on turfgrass that is reasonably free of stress from diseases, insects, excess heat or cold, drought or excess rainfall/irrigation, shaded areas, low soil pH, nematodes, improper mowing or improper applications of fertilizer and pesticides. Injury can occur if this product is applied under any of these or other stress conditions. Under any of these stress conditions, any turf damage caused by the use of this product is beyond the control of PBI/Gordon Corporation and all risk is assumed by the buyer and/or user.
- To prevent injury to susceptible crops and other desirable plants including but not limited to cotton, tomatoes, garden crops, groundcovers, shrubs, trees, flowers and ornamentals, do not apply this product directly to any desirable plants and avoid contact with the spray solution, spray droplets, and spray mist (fine droplets). Applications are recommended only when there is no potential hazard from spray drift during dormant and active growth periods
- For ground application only; aerial applications are not permitted.

5. Application Schedules

Apply this product to broadleaf weeds that are young and actively growing for the best results. Spring and fall treatments under adequate soil moisture conditions are preferred to the summer treatments. Generally, summer broadcast applications to older, drought stressed weeds are less effective. Fall applications provide improved control for emerged winter annuals and perennials such as henbit, chickweed, clover, and ground ivy.

Do not apply more than 2 broadcast treatments of this product per site per year. A second broadcast application or a follow-up application as a spot treatment is recommended for more mature weeds, for dense infestations, and for adverse environmental conditions.

Spot treatments during the summer may be appropriate for sparse infestations, or as a follow-up treatment, or any time broadleaf weeds are actively growing.

For newly seeded areas:

Delay application of this product to grass seedlings until after the second or third mowing.

For newly sodded, sprigged, or plugged areas:

The application of this product should be delayed until 3 to 4 weeks after the sodding, sprigging, or plugging operations.

Reseeding interval:

Treated areas may be reseeded 3 weeks after application.

Turfgrass injury:

- Avoid broadcast treatments when grass is under moisture stress, drought or if air temperatures exceed 85°F; some injury may be expected with spot treatments when air temperatures exceed 85°F.
- Do not exceed the specific use rates for any treated site. Over-application or rates above those specified on this label can cause turf injury. Slight turf yellowing will disappear after about 1 week.
- Certain turfgrass species and varieties can vary in tolerance to this product. Contact your local Extension Service Weed Control Specialist for turfgrass tolerance to this product.

- Tolerant turf species listed on this label may exhibit temporary turf injury. The best tolerance occurs under optimal conditions for the turfgrass. Adverse environmental conditions may reduce the selectivity on the turfgrass. Injury may occur under marginal conditions (for example, low temperatures and drought stress) or under extreme conditions (for example, high temperatures and high humidity). To avoid turf injury, use only on turfgrass that is reasonably free of stress from diseases, insects, excess heat or cold, drought or excess rainfall/irrigation, shaded areas, low soil pH, nematodes, improper mowing or improper applications of fertilizer and pesticides. Under any of these stress conditions, to the extent consistent with applicable law, any turf damage caused by the use of this product is beyond the control of PBI/Gordon Corporation and all risk is assumed by the buyer and/or user.
- Certain spray tank additives (adjuvants, wetting agents, and surfactants), liquid fertilizers, and tank mixtures containing emulsifiable concentrates may reduce the selectivity on the turfgrass. Use adjuvants and spray additives or tank-mix combinations only when your experience indicates that the tank mixture will not result in objectionable turf injury.

6. How Much To Use

Use Rates and Spray Volumes: Generally, the lower application rates within the specified range will provide satisfactory control of sensitive weed species. The higher application rates within the specified range will be required for dense infestations of perennial weeds, for adverse/extreme environmental conditions, or for weeds hardened-off or more mature. Do not exceed specified dosages for any treated area.

Calibration and proper application are essential when using this product. Uniform applications are essential when using this product. Over application or rates above those specified on this label including excessive overlaps of this product can cause turf injury.

Hand-held techniques: Wands fitted with flat fan nozzle tips may be used with the appropriate technique. Flat fan nozzles should not be waved in a back-and-forth motion, or in a side-to-side motion, or in a swinging arm motion. Instead, the nozzle should be held stationary at the proper height. Side-to-side motion results in uneven coverage.

Follow-up applications as spot treatments at a 21 day interval are recommended for more mature weeds, for dense infestations, and for adverse environmental conditions.

Table 1. Broadcast use rates for ornamental turfgrass and non-cropland.		
Species	Rate	Spray Volume
Cool-season Turf		
Kentucky bluegrass, annual bluegrass, annual ryegrass, perennial ryegrass, tall fescue, red or fine leaf fescues	2.5 to 3.5 pints/acre (0.9 to 1.3 fl.oz./1,000 sq.ft.)	10 to 175 gallons/acre (0.25 to 4.0 gallons/1,000 sq.ft.)
[Optional Section]		
Warm-season Turf (Dormant Turf)		
Hybrid Bermudagrass, common Bermudagrass, zoysiagrass, and bahiagrass	2.0 to 2.25 pints/acre (0.7 to 0.8 fl.oz./1,000 sq.ft.)	10 to 175 gallons/acre (0.25 to 4.0 gallons/1,000 sq.ft.)
[Dormant turf: This product may be applied to fully dormant bermudagrass, fully dormant zoysiagrass and fully dormant bahiagrass.		
Note: Do not apply to above listed warm-season turfgrass unless turf injury can be tolerated. It is impossible to test all environmental conditions for the listed warm-season turfgrass. We suggest testing this product on a small area and observe the treated area for 30 days to determine the acceptability of turf discoloration.		
Do not apply this product to warm-season turfgrass during spring green-up or in the fall during the transition period between active growth and dormancy.]		

Spot Treatment with Hand Operated Sprayers (including backpack sprayers and pump-up type sprayers):

- For cool-season turfgrass listed in Table 1: Mix 0.9 to 1.3 fl.oz. of this product per 1 gallon of water for treatment of approximately 1,000 sq.ft of turfgrass.
- [For warm-season turfgrass (dormant turf) listed in Table 1: Mix 0.7 to 0.8 fl.oz. of this product per 1 gallon of water for treatment of approximately 1,000 sq.ft of turfgrass. Apply any time the emerged broadleaf weeds are susceptible.]

Controlled Droplet Applicators (CDA), Atomizers, and Spinning Disk Applicators: Use this product at the rate of 2.5 to 3.5 pints per acre (0.9 to 1.3 fluid ounces per 1,000 square feet) in sufficient water to assure coverage (1 to 4 gallons of water per acre is normal for this type of equipment).

NOTE: For all grasses (1) Do not overlap spray patterns; (2) Use reduced rates if grass is stressed from heat, drought, etc.; and (3) Follow CDA equipment spray instructions.

Herbi Controlled Droplet Applicator: Add 1.67 to 2.5 pints of this product to the 5 pint Herbi bottle, then fill with water to make 5 pints of mixture or substitute 1/2 pint of a surfactant for water while agitating the solution. While walking at approximately 1 pace (3 feet) per second, spray entire contents over 33,000 square feet (3/4 of an acre). Do not overlap (double coverage) at edge of spray patterns. Reduced rates (use 1/2 of rate shown above) of this product must be applied when grass is stressed from heat, drought, etc. Herbi(TM) is a trademark of North American Micron.

Limitations for broadcast treatments on turf:

The maximum application rate is 3.5 pints of product per acre per application (1.31 lb MCPA ae, 0.25 lb triclopyr ae, and 0.13 lb dicamba ae per acre per application). The maximum number of broadcast applications is limited to 2 per year with a minimum of 21 days between applications. The maximum seasonal rate is 7.0 pints of product per acre per year (2.62 lb MCPA ae, 0.50 lb triclopyr ae, and 0.26 lb dicamba ae per acre per year).

7. Cultural Tips

Irrigation:

- Do not apply this product through any type of irrigation system.
- Do not apply this product immediately before rainfall or irrigation.
- If possible, do not irrigate or water the turfgrass prior to 24 hours after application.
- If dry conditions exist, a scheduled irrigation or watering 24 hours before and 24 hours after application is recommended.

Mowing:

- Delay mowing 2 days before and until 2 days after the application of this product.

8. Brush And Broadleaf Weed Control In Non-Cropland Sites

Non-cropland sites include farmyards, fencerows or fence lines, highway rights-of-way (principal, interstate, county, private, and unpaved roads): Roadsides, roadside ditches, road shoulders (aprons), road embankments, dividers, guardrails and medians; Industrial sites: Lumberyards, tank farms, fuel or equipment storage areas; Municipal, state, and federal lands: Airports and military installations; railroad yards, railroad crossings and railroad bridge abutments; Utility rights-of-way: telephone, pipeline, electrical powerlines, and communication transmission lines.

For the control of brush and broadleaf weeds, mix at a rate of 2 to 4 pints of this product per 20 to 220 gallons of water. This mixture will cover 1 acre (43,560 sq.ft.). Thoroughly saturate all weeds with spray mixture. Apply any time between the time when plants come into full leaf (Spring) to when the plants begin to go dormant. Best results are obtained when weeds are young and actively growing. Do not cut

9/12

weeds until herbicide has translocated throughout the plant causing root death. For small broadleaf weeds, use the lower rate. Heavy, dense stands require the higher rate and spray to thoroughly wet all foliage.

Limitations for broadcast treatments in non-cropland:

Do not apply more than 4 pints of product [1.5 lb ae of MCPA] per acre per application. Do not apply more than 2 applications per year with a minimum retreatment interval of 21 days.

Limitations for spot treatments in non-cropland:

Do not apply more than 8 pints of product [3.0 lb ae of MCPA] per acre per year.

9. Broadleaf Weeds Controlled

EH-1514 Herbicide will control or suppress the following broadleaf weeds. Apply any time the emerged broadleaf weeds are susceptible.

Beggarweed	English daisy	Oxalis	Spurweed
Bindweed	Florida pusley	Parsley-piert	Stinging nettle
Black medic	Frenchweed	Pennywort	Stitchwort
Buckhorn	Goldenrod	Pepperweed	Thistles
Burdock	Ground ivy	Pigweed	Toadflax
Buttercup	Hawkweed	Plantain	Veronica
Canada thistle	Healall	Poison ivy	Vetch
Carpetweed	Heartleaf drymary	Poison oak	Wild aster
Catnip	Henbit	Purslane	Wild blackberry
Chamise	Jimsonweed	Ragweed	Wild carrot
Chickweed	Knawel	Red clover	Wild garlic
Chicory	Knotweed	Red sorrel	Wild geranium
Cinquefoil	Kochia	Sheep sorrel	Wild lettuce
Clover	Lambsquarters	Shepherd's purse	Wild onion
Cocklebur	Lespedeza	Smartweed	Wild radish
Coffeeweed	Little Starwort	Sowthistle	Wild violet
Cornflower	Mallow	Speedwell	Wood sorrel
Cornspeedwell	Matchweed	Spiderwort	Yarrow
Dandelion	Morningglory	Spotted cat's ear	And many other broadleaf weeds
Dock	Mustard	Spurge	
Dog fennel			

10. Spray Drift Management

Avoiding spray drift at the application site is the responsibility of the applicator. The interaction of many equipment-and weather-related factors determine the potential for spray drift. The applicator and the grower are responsible for considering all these factors when making decisions.

Apply only as a medium or coarser spray (ASAE standard 572) or a volume mean diameter of 300 microns or greater for spinning atomizer nozzles.

Sensitive Areas

The pesticide should only be applied when the potential for drift to adjacent sensitive areas (e.g., bodies of water, known habitat for threatened or endangered species, non-target crops) is minimal (e.g. when wind is blowing away from the sensitive areas).

Wind Speed

Apply only when the wind speed is 2 to 10 mph at the application site. Do not apply at wind speeds greater than 10 mph.

Additional requirements for ground boom application:

Do not apply with a nozzle height greater than 4 feet above the crop canopy.

STORAGE AND DISPOSAL

Do not contaminate water, food, or feed by storage and disposal.

PESTICIDE STORAGE: Store in original container in a locked storage area inaccessible to children or pets. Keep from freezing.

PESTICIDE DISPOSAL: Pesticide wastes are acutely hazardous. Improper disposal of excess pesticide, spray mixture, or rinsate is a violation of Federal law. If these wastes cannot be disposed of by use according to label instructions, contact your State Pesticide or Environmental Control Agency, or the Hazardous Waste Representative at the nearest EPA Regional Office for guidance.

[For Plastic Containers – Nonrefillable with capacities equal to or less than 5 gallons:]

CONTAINER HANDLING: Nonrefillable container. Do not reuse or refill this container. Triple rinse [or pressure rinse] container (or equivalent) promptly after emptying. Then offer for recycling, if available, or puncture and dispose of in a sanitary landfill, or by incineration, or, if allowed by state and local authorities, by burning. If burned, stay out of smoke.

Triple rinse as follows: Empty the remaining contents into application equipment or a mix tank and drain for 10 seconds after the flow begins to drip. Fill the container 1/4 full with water and recap. Shake for 10 seconds. Pour rinsate into application equipment or a mix tank or store rinsate for later use or disposal. Drain for 10 seconds after the flow begins to drip. Repeat this procedure two more times.

[Pressure rinse as follows: Empty the remaining contents into application equipment or a mix tank and continue to drain for 10 seconds after the flow begins to drip. Hold container upside down over application equipment or mix tank or collect rinsate for later use or disposal. Insert pressure rinsing nozzle in the side of the container, and rinse at about 40 PSI for at least 30 seconds. Drain for 10 seconds after the flow begins to drip.]

[For Plastic Containers – Nonrefillable with capacities greater than 5 gallons:]

CONTAINER HANDLING: Nonrefillable container. Do not reuse or refill this container. Triple rinse [or pressure rinse] container (or equivalent) promptly after emptying. Then offer for recycling, if available, or puncture and dispose of in a sanitary landfill, or by incineration, or, if allowed by state and local authorities, by burning. If burned, stay out of smoke.

Triple rinse as follows: Empty the remaining contents into application equipment or a mix tank. Fill the container 1/4 full with water. Replace and tighten closures. Tip container on its side and roll it back and forth, ensuring at least one complete revolution, for 30 seconds. Stand the container on its end and tip it back and forth several times. Turn the container over onto its other end and tip it back and forth several times. Empty the rinsate into application equipment or a mix tank or store rinsate for later use or disposal. Repeat this procedure two more times.

[Pressure rinse as follows: Empty the remaining contents into application equipment or a mix tank and continue to drain for 10 seconds after the flow begins to drip. Hold container upside down over application equipment or mix tank or collect rinsate for later use or disposal. Insert pressure rinsing nozzle in the side of the container, and rinse at about 40 PSI for at least 30 seconds. Drain for 10 seconds after the flow begins to drip.]

[For Refillable Containers:]

CONTAINER HANDLING: Refillable container. Refill this container with pesticide only. Do not reuse this container for any other purpose.

Container cleaning: Cleaning the container before final disposal is the responsibility of the person

disposing of the container. Cleaning before refilling is the responsibility of the refiller.

To clean the container before final disposal, empty the remaining contents from this container into application equipment or a mix tank. Fill the container about 10 percent full with water. Agitate vigorously or recirculate water with the pump for 2 minutes. Pour or pump rinsate into application equipment or rinsate collection system. Repeat this rinsing procedure two more times.

LIMITED WARRANTY AND DISCLAIMER

IMPORTANT: Read this LIMITED WARRANTY AND DISCLAIMER before buying or using this product. By opening and using this product, buyer and all users agree to accept the terms of this LIMITED WARRANTY AND DISCLAIMER in their entirety and without exception. If the terms are not acceptable, return this product unopened immediately to the point of purchase, and the purchase price will be refunded in full.

It is impossible to eliminate all risks inherently associated with use of this product. Damage to the treated article, ineffectiveness, or other unintended consequences can result from use of the product under abnormal conditions such as weather, presence of other materials, or the manner of use or application, etc. Such factors and conditions are beyond the control of the manufacturer, and **BY PURCHASING AND USING THIS PRODUCT THE BUYER AND ALL USERS OF THIS PRODUCT AGREE TO ACCEPT ALL SUCH RISKS.** Buyer and all users further agree to assume all risks of loss or damage from the use of the product in any manner that is not explicitly set forth in or that is inconsistent with label instructions, warnings and cautions.

The manufacturer warrants only that this product conforms to the chemical description given on the label, and that the product is reasonably suited for the labeled use when applied according to the Directions for Use, subject to the inherent risks described below. **TO THE EXTENT CONSISTENT WITH APPLICABLE LAW, THE MANUFACTURER NEITHER MAKES NOR INTENDS ANY OTHER EXPRESS OR IMPLIED WARRANTIES, INCLUDING ANY WARRANTY OF MERCHANTABILITY OR FITNESS FOR A PARTICULAR PURPOSE, WHICH ARE HEREBY EXPRESSLY DISCLAIMED.**

TO THE EXTENT CONSISTENT WITH APPLICABLE LAW, THE EXCLUSIVE REMEDY OF BUYER AND ALL USERS OF THIS PRODUCT, AND THE EXCLUSIVE LIABILITY OF THE MANUFACTURER, FOR ANY AND ALL LOSSES, DAMAGES, OR INJURIES RESULTING FROM THE USE OR HANDLING OF THIS PRODUCT, WHETHER OR NOT BASED IN CONTRACT, NEGLIGENCE, STRICT LIABILITY IN TORT OR OTHERWISE, SHALL BE LIMITED, AT THE MANUFACTURER'S OPTION, TO REPLACEMENT OF OR THE REPAYMENT OF THE PURCHASE PRICE FOR THE QUANTITY OF PRODUCT WITH RESPECT TO WHICH DAMAGES ARE CLAIMED. TO THE EXTENT CONSISTENT WITH APPLICABLE LAW, IN NO CASE SHALL THE MANUFACTURER BE LIABLE FOR INCIDENTAL, CONSEQUENTIAL, OR SPECIAL DAMAGES RESULTING FROM THE USE OR HANDLING OF THIS PRODUCT. The Manufacturer must be promptly notified in writing of any claims, whether based in contract, tort, negligence, strict liability, or otherwise, to be eligible to receive either remedy stated above.

The terms of this LIMITED WARRANTY AND DISCLAIMER cannot be varied by any written or verbal statements or agreements at the point of sale or elsewhere. No employee or agent of the manufacturer or seller is authorized to vary or exceed the terms of this Limited Warranty and Disclaimer in any manner.

APPENDIX

1. Statements which may appear on different label components depending on packaging configuration.

- See next panel for additional Precautionary Statements and First Aid

- Net Contents: _____
- EPA Est. No. _____

2. Advertising claims that may be presented on container labeling, advertisements, brochures, and other marketing/sales promotional materials:

- Rainfast in as little as 3 hours
- Rainfast [Rainproof] in 3 hours
- Visible results in just 24 hours
- Clover [Weed] control in as little as one week [10 days]
- Proven cool-weather performance
- Consistently fast control on tough weeds like clover, plantain, ground ivy and spurge [various other listed weeds].
- From the makers of Trimec® herbicides.
- For information call XXX-XXX-XXXX [contact www.xxx-xxxx.com]
- EH-1514 provides rapid and effective weed control including wild clover, dandelion, ground ivy and plantain in turfgrass.
- Fast-acting, [cool-weather] performance with visible effects within hours
- Reseed in 3 weeks
- High selectivity (turfgrass safety) in established warm and cool-season turfgrass.
- Turfgrasses include: bluegrass, fescue, perennial ryegrass, common bermudagrass, hybrid bermudagrass and zoysiagrass.
- Sites include lawns, golf courses, roadsides and many other [listed] turf sites [as listed]

DOCUMENT CONTROL INFORMATION

1. Unique Label Identifier: 002217-00XXX.20120416.new-proposed-EH1514-revised-clean.doc

2. Reason for Issue: new registration, revised per EPA comments