


2217-959

09/15/2011

1/16

 <p align="center">U.S. ENVIRONMENTAL PROTECTION AGENCY Office of Pesticide Programs Registration Division (7505P) Ariel Rios Building 1200 Pennsylvania Ave., NW Washington, D.C. 20460</p> <p align="center">NOTICE OF PESTICIDE: <input checked="" type="checkbox"/> Registration <input type="checkbox"/> Reregistration (under FIFRA, as amended)</p>	EPA Reg. Number: 2217-959	Date of Issuance: SEP 15 2011
	Term of Issuance: unconditional	
	Name of Pesticide Product: EH 1518 Herbicide	

Name and Address of Registrant (include ZIP Code):
PBI/Gordon Corporation
1217 West 12th Street
Kansas City, MO 64101

Note: Changes in labeling differing in substance from that accepted in connection with this registration must be submitted to and accepted by the Registration Division prior to use of the label in commerce. In any correspondence on this product always refer to the above EPA registration number.

On the basis of information furnished by the registrant, the above named pesticide is hereby registered/reregistered under the Federal Insecticide, Fungicide and Rodenticide Act. Registration is in no way to be construed as an endorsement or recommendation of this product by the Agency. In order to protect health and the environment, the Administrator, on his motion, may at any time suspend or cancel the registration of a pesticide in accordance with the Act. The acceptance of any name in connection with the registration of a product under this Act is not to be construed as giving the registrant a right to exclusive use of the name or to its use if it has been covered by others.

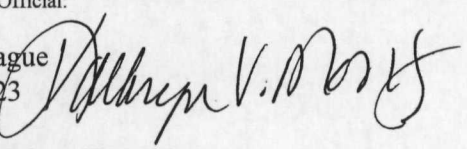
The basic formulation and 3 alternate formulations (dated 5/26/2011) are acceptable.

This product is registered in accordance with FIFRA section 3(c)(5) provided that you:

1. Submit and/or cite all data required for registration review/reregistration of your product when the Agency requires all registrants of similar products to submit data.
2. Make the following label revisions:
 - a. Revise "EPA REG. NO.2217-xxx" to "EPA REG. NO. 2217-959."
 - b. Assure that the establishment number and net contents are also added to the final printed label.
4. Submit one (1) copy of the revised final printed label for the record.

If these conditions are not complied with, the registration will be subject to cancellation in accordance with FIFRA sec. 6(e). Your release for shipment of the product constitutes acceptance of these conditions. A stamped copy of the label is enclosed for your records.

If you have any questions regarding this notice, please contact Beth Benbow of my staff at 703-347-8072.

Signature of Approving Official: Kathryn V. Montague Project Manager 23 Herbicide Branch Registration Division (7505P)	 Date: SEP 15 2011
--	--

EH 1518 HERBICIDE

EPA Reg. No. 2217-XXX


Two sublabels represent the entire or master label of EH 1518 HERBICIDE. Please refer to the appropriate section of the labeling as shown as follows:

Section
Label language common to all sublabels
Sublabel 1. The product composition of this product is identical to the product composition of EH 1395 Herbicide (EPA Reg. No. 2217-849), and these Precautionary Statements and Directions for Use were EPA-approved on October 6, 2009.
Sublabel 2. Proposed Directions for Use that are substantially similar to the Directions for Use of Triplet® MCII (EPA Reg. No. 228-292) that were EPA-approved on September 6, 2008.
Appendix
Document Control Information

ACCEPTED

SEP 15 2011

Under the Federal Insecticide, Fungicide, and Rodenticide Act, as amended, for the pesticide registered under EPA Reg. No. 2217-959



Label Language Common To All Sublabels

EH 1518 HERBICIDE

EPA Reg. No. 2217-XXX

ACTIVE INGREDIENT:

Dimethylamine salt of 2,4-dichlorophenoxyacetic acid	33.87%
Dimethylamine salt of (+)-(R)-2-(2-methyl-4-chlorophenoxy)propionic acid	8.18%
Dimethylamine salt of dicamba (3,6-dichloro-o-anisic acid)	3.76%


OTHER INGREDIENTS:	54.19%
TOTAL	100.00%

THIS PRODUCT CONTAINS:

- 2.68 lb 2,4-Dichlorophenoxyacetic acid equivalent per gallon or 28.14%
- 0.64 lb (+)-(R)-2-(2-methyl-4-chlorophenoxy)propionic acid equivalent per gallon or 6.76%
- 0.29 lb 3,6-Dichloro-o-anisic acid equivalent per gallon or 3.12%

Isomer Specific By AOAC Methods.

- 2,4-D, dimethylamine salt (CAS Registry No. 2008-39-1)
- Mecoprop-p, dimethylamine salt (CAS Registry No. 66423-09-4)
- Dicamba, dimethylamine salt (CAS Registry No. 2300-66-5)



KEEP OUT OF REACH OF CHILDREN

DANGER - PELIGRO

Si Usted no entiende la etiqueta, busque a alguien para que se la explique a Usted en detalle. (If you do not understand the label, find some one to explain it to you in detail.)

KEEP FROM FREEZING

STOP! READ THE ENTIRE LABEL FIRST. OBSERVE ALL PRECAUTIONS AND FOLLOW DIRECTIONS CAREFULLY.

PRECAUTIONARY STATEMENTS

Hazards to Humans and Domestic Animals

DANGER: Corrosive. Causes irreversible eye damage. Harmful if swallowed. Do not get in eyes, on skin or clothing.

Personal Protective Equipment (PPE)

Some materials that are chemical-resistant to this product are natural rubber, natural rubber blends and laminates. If you want more options, follow the instructions for category A on an EPA chemical-resistance category selection chart.

All mixers, loaders, applicators, and other handlers must wear:

- protective eyewear (goggles, face shield or safety glasses),
- long-sleeved shirt and long pants,
- shoes and socks,
- chemical-resistant gloves (except for applicators using ground boom equipment), and
- chemical-resistant apron when mixing or loading, cleaning up spills or equipment, or otherwise exposed to the concentrate.

User Safety Requirements

Follow manufacturer's instructions for cleaning/maintaining PPE. If no such instructions for washables exist, use detergent and hot water. Keep and wash PPE separately from other laundry. Discard clothing and other absorbent material that have been drenched or heavily contaminated with the product's concentrate. Do not reuse them.

User Safety Recommendations

- Users should wash hands before eating, drinking, chewing gum, using tobacco, or using the toilet.
- Users should remove clothing/PPE immediately if pesticide gets inside. Then wash thoroughly and put on clean clothing. If pesticide gets on skin, wash immediately with soap and water.
- Users should remove PPE immediately after handling this product. Wash the outside of gloves before removing. As soon as possible, wash thoroughly and change into clean clothing.

First Aid

If in eyes:	<ul style="list-style-type: none"> • Hold eye open and rinse slowly and gently with water for 15 - 20 minutes. • Remove contact lenses, if present, after the first 5 minutes, then continue rinsing eye. • Call a poison control center or doctor for treatment advice.
If swallowed:	<ul style="list-style-type: none"> • Call a poison control center or doctor immediately for treatment advice. • Have person sip a glass of water if able to swallow. • Do not induce vomiting unless told to do so by the poison control center or doctor. • Do not give anything by mouth to an unconscious person.
If on skin or on clothing:	<ul style="list-style-type: none"> • Take off contaminated clothing. • Rinse skin immediately with plenty of water for 15 - 20 minutes. • Call a poison control center or doctor for treatment advice.
If inhaled:	<ul style="list-style-type: none"> • Move person to fresh air. • If person is not breathing, call 911 or an ambulance, then give artificial respiration, preferably mouth-to-mouth if possible. • Call a poison control center or doctor for treatment advice.

Have the product container or label with you when calling a poison control center or doctor or going for treatment. You may also contact 1-877-800-5556 for emergency medical treatment information.

NOTE TO PHYSICIAN: Probable mucosal damage may contraindicate the use of gastric lavage.

Environmental Hazards

This pesticide is toxic to fish and aquatic invertebrates and may adversely affect non-target plants. Do not apply directly to water, to areas where surface water is present, or to intertidal areas below the mean high water mark. Drift and runoff may be hazardous to aquatic organisms in water adjacent to treated areas. Do not contaminate water when disposing of equipment wash waters or rinsate.

This chemical has properties and characteristics associated with chemicals detected in groundwater. The use of this chemical in areas where soils are permeable, particularly where the water table is shallow, may result in groundwater contamination. Application around a cistern or well may result in contamination of drinking water or groundwater.

DIRECTIONS FOR USE

STORAGE AND DISPOSAL

Do not contaminate water, food, or feed by storage and disposal.

PESTICIDE STORAGE: Store in original container in a locked storage area inaccessible to children or pets. Keep from freezing.

PESTICIDE DISPOSAL: Pesticide wastes are toxic. Improper disposal of excess pesticide, spray mixture, or rinsate is a violation of Federal law. If these wastes cannot be disposed of by use according to label instructions, contact your state Pesticide or Environmental Control Agency or the Hazardous Waste representative at the nearest EPA Regional Office for guidance.

[For Plastic Containers – Nonrefillable with capacities equal to or less than 5 gallons:]

CONTAINER HANDLING: Nonrefillable container. Do not reuse or refill this container. Triple rinse [or pressure rinse] container (or equivalent) promptly after emptying. Then offer for recycling, if available, or puncture and dispose of in a sanitary landfill, or by incineration, or, if allowed by state and local authorities, by burning. If burned, stay out of smoke.

Triple rinse as follows: Empty the remaining contents into application equipment or a mix tank and drain for 10 seconds after the flow begins to drip. Fill the container 1/4 full with water and recap. Shake for 10 seconds. Pour rinsate into application equipment or a mix tank or store rinsate for later use or disposal. Drain for 10 seconds after the flow begins to drip. Repeat this procedure two more times.

[OR

Pressure rinse as follows: Empty the remaining contents into application equipment or a mix tank and continue to drain for 10 seconds after the flow begins to drip. Hold container upside down over application equipment or mix tank or collect rinsate for later use or disposal. Insert pressure rinsing nozzle in the side of the container, and rinse at about 40 PSI for at least 30 seconds. Drain for 10 seconds after the flow begins to drip.]

[For Plastic Containers – Nonrefillable with capacities greater than 5 gallons:]

CONTAINER HANDLING: Nonrefillable container. Do not reuse or refill this container. Triple rinse [or pressure rinse] container (or equivalent) promptly after emptying. Then offer for recycling, if available, or puncture and dispose of in a sanitary landfill, or by incineration, or, if allowed by state and local authorities, by burning. If burned, stay out of smoke.

Triple rinse as follows: Empty the remaining contents into application equipment or a mix tank. Fill the container 1/4 full with water. Replace and tighten closures. Tip container on its side and roll it back and forth, ensuring at least one complete revolution, for 30 seconds. Stand the container on its end and tip it back and forth several times. Turn the container over onto its other end and tip it back and forth several times. Empty the rinsate into application equipment or a mix tank or store rinsate for later use or disposal. Repeat this procedure two more times.

[OR

Pressure rinse as follows: Empty the remaining contents into application equipment or a mix tank and continue to drain for 10 seconds after the flow begins to drip. Hold container upside down over application equipment or mix tank or collect rinsate for later use or disposal. Insert pressure rinsing nozzle in the side of the container, and rinse at about 40 PSI for at least 30 seconds. Drain for 10

seconds after the flow begins to drip.]

[For Refillable Containers:]

CONTAINER HANDLING: Refillable container. Refill this container with pesticide only. Do not reuse this container for any other purpose.

Container cleaning: Cleaning the container before final disposal is the responsibility of the person disposing of the container. Cleaning before refilling is the responsibility of the refiller.

To clean the container before final disposal, empty the remaining contents from this container into application equipment or a mix tank. Fill the container about 10 percent full with water. Agitate vigorously or recirculate water with the pump for 2 minutes. Pour or pump rinsate into application equipment or rinsate collection system. Repeat this rinsing procedure two more times.

LIMITED WARRANTY AND DISCLAIMER

IMPORTANT: Read this LIMITED WARRANTY AND DISCLAIMER before buying or using this product. By opening and using this product, buyer and all users agree to accept the terms of this LIMITED WARRANTY AND DISCLAIMER in their entirety and without exception. If the terms are not acceptable, return this product unopened immediately to the point of purchase, and the purchase price will be refunded in full.

It is impossible to eliminate all risks inherently associated with use of this product. Damage to the treated article, ineffectiveness, or other unintended consequences can result from use of the product under abnormal conditions such as weather, presence of other materials, or the manner or use of application, etc. Such factors and conditions are beyond the control of the manufacturer, and **BY PURCHASING AND USING THIS PRODUCT THE BUYER AND ALL USERS OF THIS PRODUCT AGREE TO ACCEPT ALL SUCH RISKS.** Buyer and all users further agree to assume all risks of loss or damage from the use of the product in any manner that is not explicitly set forth in or that is inconsistent with label instructions, warnings and cautions.

The manufacturer warrants only that this product conforms to the chemical description given on the label, and that the product is reasonably suited for the labeled use when applied according to the Directions for Use, subject to the inherent risks described below. **TO THE EXTENT CONSISTENT WITH APPLICABLE LAW, THE MANUFACTURER NEITHER MAKES NOR INTENDS ANY OTHER EXPRESS OR IMPLIED WARRANTIES, INCLUDING ANY WARRANTY OF MERCHANTABILITY OR FITNESS FOR A PARTICULAR PURPOSE, WHICH ARE HEREBY EXPRESSLY DISCLAIMED.**

THE EXCLUSIVE REMEDY OF BUYER AND ALL USERS OF THIS PRODUCT, AND THE EXCLUSIVE LIABILITY OF THE MANUFACTURER, FOR ANY AND ALL LOSSES, DAMAGES, OR INJURIES RESULTING FROM THE USE OF HANDLING OF THIS PRODUCT, WHETHER OR NOT BASED IN CONTRACT, NEGLIGENCE, STRICT LIABILITY IN TORT OR OTHERWISE, SHALL BE LIMITED, AT THE MANUFACTURER'S OPTION, TO REPLACEMENT OR THE REPAYMENT OF THE PURCHASE PRICE FOR THE QUANTITY OF PRODUCT WITH RESPECT TO WHICH DAMAGES ARE CLAIMED. TO THE EXTENT CONSISTENT WITH APPLICABLE LAW, IN NO CASE SHALL THE MANUFACTURER BE LIABLE FOR INCIDENTAL, CONSEQUENTIAL, OR SPECIAL DAMAGES RESULTING FROM THE USE OR HANDLING OF THE PRODUCT. The Manufacturer must be promptly notified in writing of any claims, whether based in contract, tort, negligence, strict liability, or otherwise, to be eligible to receive either remedy stated above.

The terms of this LIMITED WARRANTY AND DISCLAIMER cannot be varied by any written or verbal statements or agreements at the point of sale or elsewhere. No employee or agent of the manufacturer or seller is authorized to vary or exceed the terms of this LIMITED WARRANTY AND DISCLAIMER in any manner.

SUBLABEL 1

The product composition of this product is identical to the product composition of EH 1395 Herbicide (EPA Reg. No. 2217-849), and these Precautionary Statements and Directions for Use were EPA-approved on October 6, 2009.

DIRECTIONS FOR USE

It is a violation of Federal law to use this product in a manner inconsistent with its labeling.

PRECAUTIONS AND RESTRICTIONS:

- Do not enter or allow people (or pets) to enter the treated area until sprays have dried.
- Do not apply this product in a way that will contact workers or other persons, either directly or through drift. Only protected handlers may be in the area during application.

SITES:

EH 1518 HERBICIDE is intended to be applied by lawn care operators and landscape personnel for use in ornamental lawns and turf established in ornamental sites. Ornamental sites include turfgrass established around residences, parks, streets, retail outlets, cemeteries, industrial and institutional buildings. Cool-season turfgrass species include Kentucky bluegrass, perennial ryegrass, and the fescues.

MIXING INSTRUCTIONS WITH WATER AS THE CARRIER

1. Prepare only the amount of spray mixture which can be used the day that it will be sprayed.
2. Fill the spray tank with 1/2 to 3/4 of the required amount of water and begin agitation. Sufficient agitation during mixing and application is essential.
3. Add EH 1518 HERBICIDE into the spray tank and maintain continuous agitation to avoid separation.
4. Fill the spray tank to 3/4 of the required amount of water. If tank mixtures are being prepared, add the companion product when the spray tank is approximately 3/4 full.
5. Finally, add the balance of the required water volume and maintain agitation prior to and during the application.

APPLICATION RATES FOR ORNAMENTAL TURFGRASS

For Kentucky bluegrass, Fescue spp., and Perennial Ryegrass:

For selective broadleaf control in ornamental turf, apply a maximum of 4.5 pints of product per acre per application [1.5 lb 2,4-D ae, 0.36 lb MCPP-p ae, and 0.16 lb dicamba ae per acre] with spray volumes ranging from 20 to 220 gallons per acre.

The maximum application rate is 4.5 pints of product per acre per application [1.5 lb 2,4-D ae, 0.36 lb MCPP-p ae, and 0.16 lb dicamba ae per acre per application]. The maximum number of broadcast applications is limited to 2 per year with a minimum of 30 days between applications. The maximum seasonal rate is 9.0 pints of product per acre [3.0 lb 2,4-D ae, 0.72 lb MCPP-p ae, and 0.32 lb dicamba ae per acre per season], excluding spot treatments.

For spot treatments: Do not exceed 1.2 lb ae MCPP-p/A per application (1/3 pint of product per 1000 sq.ft.). Do not make more than 2 spot treatments per year with a minimum retreatment interval of 30 days. A spot treatment is defined as an area not greater than 1000 sq.ft. per acre.

USE PRECAUTIONS:

Do not apply this product through any type of irrigation system. Do not spray on carpetgrass, dichondra, nor on lawns or turf where desirable clovers are present.

Use only lawn-type sprayers. Do not spray roots of ornamentals and trees. Do not exceed specified dosages for any area. Be particularly careful within the dripline of trees and other ornamental species. Do not apply to newly seeded grasses until well established. Do not broadcast apply when air temperatures exceed 90°F; some injury may be expected with spot treatments when air temperatures exceed 90°F. Seed can be sown 3 to 4 weeks after application at specified rates.

Spray Drift Management

A variety of factors including weather conditions (e.g., wind direction, wind speed, temperature, relative humidity) and method of ground application can influence pesticide drift. The applicator must evaluate all factors and make appropriate adjustments when applying this product.

Droplet Size

Use only Medium or coarser spray nozzles according to ASAE (S 572) definition of standard nozzles or a volume mean diameter of 300 microns or greater for spinning atomizer nozzles.

Wind Speed

Do not apply at wind speeds greater than 10 mph. Only apply this product if the wind direction favors on-target deposition and there are not sensitive areas (including, but not limited to, bodies of water, known habitat for nontarget species, nontarget crops) within 250 feet downwind.

Temperature Inversions

If applying at wind speeds less than 3 mph, the applicator must determine if: a) conditions of temperature inversion exist, or b) stable atmospheric conditions exist at or below nozzle height. Do not make applications into areas of temperature inversions or stable atmospheric conditions.

Susceptible Plants

Do not apply under circumstances where spray drift may occur to food, forage, or other plantings that might be damaged or crops thereof rendered unfit for sale, use or consumption. Susceptible crops include, but are not limited to, cotton, okra, flowers, grapes (in growing stage), fruit trees (foliage), soybeans (vegetative stage), ornamentals, sunflowers, tomatoes, beans, and other vegetables, or tobacco. Small amounts of spray drift that might not be visible may injure susceptible broadleaf plants.

Other State and Local Requirements

Applicators must follow all state and local pesticide drift requirements regarding application of 2,4-D herbicides. Where states have more stringent regulations, they must be observed.

Equipment

All ground application equipment must be properly maintained and calibrated using appropriate carriers or surrogates. Do not apply with a nozzle height greater than 4 feet above the crop canopy.

EH 1518 HERBICIDE CONTROLS:			
Bedstraw	Ground ivy	Peppergrass	Shepherdspurse
Black medic	Healall	Pigweed	Speedwell
Buckhorn	Henbit	Plantains	Spurge
Burdock	Knotweed	Poison ivy	Wild carrot
Chicory	Lambsquarters	Poison oak	Wild garlic
Chickweed	Lespedeza	Purslane	Wild lettuce
Clover	Mallow	Ragweed	Wild onion
Dandelion	Morningglory	Sheep sorrel	Yarrow
Dock			

Use of this product in certain portions of California, Oregon, and Washington is subject to the January 22, 2004 Order for injunctive relief in *Washington Toxics Coalition, et.al. v. EPA*, C01-0132C, (W.D. WA). For further information, please refer to EPA Web Site: <http://www.epa.gov/espp>.

SUBLABEL 2

Proposed Directions for Use that are substantially similar to the Directions for Use of Triplet® MCII (EPA Reg. No. 228-292) that were EPA-approved on September 6, 2008.

DIRECTIONS FOR USE

It is a violation of Federal law to use this product in a manner inconsistent with its labeling.

Do not apply this product in a way that will contact workers or other persons, either directly or through drift. Only protected handlers may be in the area during application. For any requirements specific to your State or Tribe, consult the agency responsible for pesticide regulation.

Agricultural Use Requirements

Use this product only in accordance with its labeling and with the Worker Protection Standard, 40 CFR part 170.

This standard contains requirements for the protection of agricultural workers on farms, forests, nurseries, and greenhouses, and handlers of agricultural pesticides. It contains requirements for training, decontamination, notification, and emergency assistance. It also contains specific instructions and exceptions pertaining to the statements on this label about personal protective equipment and restricted-entry interval. The requirements in this box only apply to uses of this product that are covered by the Worker Protection Standard.

Do not enter or allow worker entry into treated areas during the restricted-entry interval (REI) of 48 hours.

PPE required for early entry to treated areas that is permitted under the Worker Protection Standard and that involves contact with anything that has been treated, such as plants, soil, or water is:

- coveralls worn over short-sleeved shirt and short pants,
- chemical-resistant footwear plus socks,
- chemical-resistant gloves made of any water-proof material,
- protective eyewear.

Non-Agricultural Use Requirements

The requirements in this box apply to uses of this product that are NOT within the scope of the Worker Protection Standard for agricultural pesticides (40 CFR Part 170). The WPS applies when this product is used to produce agricultural plants on farms, forests, nurseries, or greenhouses.

Reentry Statement: Do not enter or allow people (or pets) to enter the treated area until sprays have dried.

1. Spray Drift Management

A variety of factors including weather conditions (e.g., wind direction, wind speed, temperature, relative humidity) and method of ground application can influence pesticide drift. The applicator must evaluate all factors and make appropriate adjustments when applying this product.

Droplet Size

Use only Medium or coarser spray nozzles according to ASAE (S 572) definition of standard nozzles or a volume mean diameter of 300 microns or greater for spinning atomizer nozzles.

Wind Speed

Do not apply at wind speeds greater than 10 mph. Only apply this product if the wind direction favors on-target deposition and there are not sensitive areas (including, but not limited to, bodies of water, known habitat for nontarget species, nontarget crops) within 250 feet downwind.

Temperature Inversions

If applying at wind speeds less than 3 mph, the applicator must determine if: a) conditions of temperature inversion exist, or b) stable atmospheric conditions exist at or below nozzle height. Do not make applications into areas of temperature inversions or stable atmospheric conditions.

Susceptible Plants

Do not apply under circumstances where spray drift may occur to food, forage, or other plantings that might be damaged or crops thereof rendered unfit for sale, use or consumption. Susceptible crops include, but are not limited to, cotton, okra, flowers, grapes (in growing stage), fruit trees (foliage), soybeans (vegetative stage), ornamentals, sunflowers, tomatoes, beans, and other vegetables, or tobacco. Small amounts of spray drift that might not be visible may injure susceptible broadleaf plants.

Other State and Local Requirements

Applicators must follow all state and local pesticide drift requirements regarding application of 2,4-D herbicides. Where states have more stringent regulations, they must be observed.

Equipment

All ground application equipment must be properly maintained and calibrated using appropriate carriers or surrogates. Do not apply with a nozzle height greater than 4 feet above the crop canopy.

2. Spray Preparation and Tank Mixes

Mixing with water:

Add one-half the required amount of water to the spray tank, then add this product slowly with agitation, and complete filling the tank with water. Mix thoroughly and continue agitation while spraying. When this product is left standing for extended periods of time, re-agitate to assure uniformity of the spray mixture.

Mixing with liquid fertilizers:

Use suitable sources and rates of fertilizer based upon advice of your fertilizer supplier or State Extension Service Specialist.

Jar test to verify physical compatibility: Always perform a jar test for compatibility before large scale mixing. The jar test can be conducted by mixing all components in a small container in proportionate quantities. If the mixture separates after standing and can be mixed readily by shaking, then the mixture can be used and applied with spray equipment providing continuous agitation. If large flakes, sludge, gels or other precipitates form, or if a separate oily layer or oil globules appear, then the herbicide and the liquid fertilizer must not be prepared as a tank mixture.

Liquid fertilizers are either solutions (true fluids) or suspensions. Mixing this product with suspensions or N-P-K solutions may not be satisfactory (may be marginal) without pre-mixing this product with water. Premixing this product with 2 to 4 parts water will ensure that the dispersants enable the herbicide to be suspended in the fertilizer.

[Adjuvants and spray additives:

Adjuvants (such as surfactants, spreaders, spreader-stickers, spray thickeners, foaming agents, activators, detergents, and drift reducing agents) combined with this product can damage the leaf tissue of turfgrass. If any discoloration or cosmetic effects are objectionable or would be unacceptable, then adjuvant(s) combined with this product would not be recommended. Do not use adjuvants and spray additive tank-mix combinations, unless your experience indicates that the tank mixture will not result in

turf injury. When an adjuvant is used with this product, [name of registrant] recommends the use of Chemical Producers and Distributors Association (CPDA) certified adjuvant.]

3. Ground Equipment

Spray distribution: The accuracy and uniformity of the herbicide distribution is the sole responsibility of the applicator.

Spray equipment: Power sprayers fitted with a boom or spray wand/gun may be used for broadcast applications and spot treatments. Boom sprayers equipped with appropriate nozzles, tips, and screens are suitable for broadcast applications.

For best spray distribution and coverage, select a spray volume and delivery system that will ensure accurate and uniform coverage. Calibration and proper application are essential when using this product. Over-application or rates above those specified on this label can cause turf injury.

Spray volumes of 1 to 220 gallons per acre are suitable. Low volume applicators and ultra low volume spray equipment are permitted. Also, control droplet applicators (CDA) are permitted.

Hand operated sprayers including backpack sprayers, compression sprayers are appropriate for small turfgrass areas. Hand-held technique: Wands fitted with flat fan nozzle tips may be used with the appropriate technique. Wands fitted with flat fan nozzles should not be waved in a back-and-forth motion, or in a side-to-side motion, or in a swinging arm motion. Instead, the nozzle should be held stationary at the proper height. Side-to-side motion results in uneven coverage.

After using this product, clean sprayer with soap or detergent and water, or an approved spray tank cleaner and rinse thoroughly before applying other pesticides.

4. Where to Use

This product provides broadleaf control in the following sites.

- **Ornamental Turfgrass sites:**
 - **Residential/domestic sites** are defined as areas associated with the household or home life including, but not limited to apartment complexes, condominiums, and patient care areas of nursing homes, mental institutions, hospitals, or convalescent homes.
 - **Ornamental turf sites** include turfgrass established around residences, parks, streets, retail outlets, cemeteries, industrial and institutional buildings, recreation areas, fairgrounds, areas adjacent to athletic fields and paved areas.
 - **Institutional sites** are defined as turf areas around properties or facilities providing a service to public or private organizations including, but not limited to hospitals, nursing homes, schools, museums, libraries, sport facilities, golf courses (fairways and roughs), and office buildings.
- **Agricultural site:** Commercial sod production

[Optional text. The same information is presented in section 6 tables
These turfgrass species may be treated: **Cool-Season Turf:** Kentucky bluegrass, Annual bluegrass, Annual ryegrass, Perennial ryegrass, Tall fescue, Red or fine leaf fescues, Creeping bentgrass, Colonial bentgrass, Mixtures of cool-season species, **Warm-Season Turf:** Common bermudagrass, Hybrid bermudagrass, Bahiagrass, Zoysiagrass, Buffalograss, St. Augustinegrass, Centipedegrass.]

Prohibitions of Sites:

- Do not apply to any body of water such as lakes, streams, rivers, ponds, reservoirs, or estuaries (salt water bays). Do not apply to any shorelines (non-cropland sites adjacent to the edges of a body of water) for lakes, streams, rivers, ponds, reservoirs, or estuaries (salt water bays).

- Do not apply or allow this product to come into direct contact with cotton, grapes, tobacco, vegetable crops, flowers, fruit or ornamental trees, or other desirable broadleaf plants; small amounts of spray drift may injure susceptible plants, including ornamental trees or shrubs.

Turfgrass tolerance:

- The turfgrass tolerance to this product may vary and temporary turfgrass yellowing may occur. Adverse environmental conditions may reduce the selectivity on the turfgrass. Do not apply this product to stressed turf.
- [Certain spray tank additives (adjuvants, wetting agents, surfactants), liquid fertilizers, and tank mixtures containing emulsifiable concentrates may reduce the selectivity on the turfgrass. Do not use adjuvants and spray additive tank-mix combinations, unless your experience indicates that the tank mixture will not result in turf injury. When an adjuvant is used with this product, [name of registrant] recommends the use of Chemical Producers and Distributors Association (CPDA) certified adjuvant.]

Prohibitions:

- Do not apply this product to dichondra, legumes, and lawns where desirable clovers are present.
- Do not broadcast apply this product when temperatures are above 90°F, some injury may be expected with spot treatments when air temperatures exceed 90°F. Where state, county or local governments have more stringent temperature regulations, these regulations must be observed.
- To avoid turf injury, use only on turfgrass that is reasonably free of stress from diseases, insects, excess heat or cold, drought or excess rainfall/irrigation, shaded areas, nematodes, improper mowing or improper applications of fertilizer and pesticides. Injury can occur if this product is applied under any of these or other stress conditions. Under any of these stress conditions, any turf damage caused by the use of this product is beyond the control of the registrant and all risk is assumed by the buyer and/or user.
- For ground application only; aerial applications are not permitted.
- Do not use this product on or near desirable plants, including contact of spray on exposed root systems or adventitious shoots within the dripline of desirable trees and shrubs, since injury may result.

State Restrictions:

- **California, Oregon, Washington:** Use of this product in certain portions of California, Oregon, and Washington is subject to the January 22, 2004 Order for injunctive relief in Washington Toxics Coalition, et.al. v. EPA, C01-0132C, (W.D. WA). For further information, please refer to EPA web site: <http://www.epa.gov/espp/litstatus/wtc/qs-as.htm>.

5. Application Schedules

Apply this product to broadleaf weeds that are young and actively growing for the best results. Fall applications can provide improved control for emerged winter annuals and perennials such as henbit, chickweed, clover and ground ivy.

For Broadcast Treatments to Ornamental Turfgrass and Sod Farms:

The maximum number of broadcast applications is limited to 2 per year with a minimum of 30 days between applications. The maximum application rate is 3.67 pints of product per acre per application [1.23 lb 2,4-D ae, 0.29 lb MCP-P ae, and 0.13 lb dicamba ae per acre per application]. The maximum seasonal rate is 7.34 pints of product per acre [2.47 lb 2,4-D ae, 0.59 lb MCP-P ae, and 0.27 lb dicamba ae per acre per year].

For Spot Treatments to Residential Turfgrass:

The maximum number of spot treatments is limited to 2 per year with a minimum of 30 days between applications. The maximum application rate is 1.3 fl.oz. per 1,000 sq.ft. per application [0.29 lb MCP-P ae equivalent per acre]. Spot treatment is defined as a treatment area no greater than 1,000 sq.ft. per acre.

For newly seeded areas:

Delay application of this product to grass seedlings until after the second mowing.

For newly sodded, sprigged, or plugged areas:

The application of this product to newly sodded, sprigged, or plugged grasses should be delayed until 3 to 4 weeks after the sodding, sprigging, or plugging operations.

Reseeding interval:

Treated areas may be reseeded 3 weeks after application.

6. How Much to Use

USE RATES AND SPRAY VOLUMES:

Generally, the lower application rates within the specified range will provide satisfactory control of sensitive weed species. The higher application rates within the specified range will be required for dense infestations of perennial weeds, for adverse/extreme environmental conditions, or for weeds hardened off or more mature.

Species	Amount of Product	Comments
Kentucky Bluegrass, Annual Bluegrass, Perennial Ryegrass, Tall Fescue, Red or Fine Leaf Fescues, and Mixtures of Cool-Season Species	2.5 to 3.67 pints per acre (0.9 to 1.3 fl.oz. per 1000 sq.ft.)	Use spray volume of 5 to 220 gallons per acre (0.1 to 5 gallons per 1000 sq.ft.)
Bentgrass	1.33 pint per acre (0.5 fl.oz. per 1000 sq.ft.)	Use spray volume of 145 to 220 gallons per acre (3 to 5 gallons per 1000 sq.ft.) Apply during May or mid-August through September. Slight turf yellowing will disappear after about 1 week. Over-application or rates above those specified on this label can cause turf injury.

Species	Amount of Product	Comments
Actively Growing: Common Bermudagrass, Hybrid Bermudagrass, Bahiagrass, Zoysiagrass, and Buffalograss	2.0 to 2.5 pints per acre (0.7 to 0.9 fl.oz. per 1000 sq.ft.)	Use spray volume of 5 to 220 gallons per acre (0.1 to 5 gallons per 1000 sq.ft.) Exercise care when applying during spring green-up which may injure the turfgrass and retard the spring green-up. Dormant applications during late November through February are effective for henbit, clover, and chickweed control.
Dormant: Common Bermudagrass, Hybrid Bermudagrass, Bahiagrass, Zoysiagrass, and Buffalograss	2.5 to 3.67 pints per acre (0.9 to 1.3 fl.oz. per 1000 sq.ft.)	Do not make broadcast treatments when grass is under moisture stress, drought or if air temperatures exceed 90°F. Some injury may be expected with spot treatments when air temperatures exceed 90°F. Some temporary discoloration may occur on warm-season turfgrasses. Use reduced rates if turfgrass is stressed from heat or drought. Hybrid bermudagrasses vary in tolerance to this product. Contact your local Extension Service Weed Control Specialist for turfgrass tolerance to this product.

Table 3. Broadcast and Spot Treatment Use Rates for Sensitive Warm-Season Turfgrasses

Species	Amount of Product	Comments
St. Augustinegrass, Centipedegrass	1.33 to 1.5 pints per acre	Use spray volume of 40 to 220 gallons per acre (1 to 5 gallons per 1000 sq.ft.)
	(0.5 to 0.6 fl.oz. per 1000 sq.ft.)	Exercise care when applying during spring green-up which may injure the turfgrass and retard the spring green-up. Dormant applications during late November through February are effective for henbit, clover, and chickweed control. Do not make broadcast treatments when grass is under moisture stress, drought or if air temperatures exceed 90°F. Some injury may be expected with spot treatments when air temperatures exceed 90°F. Local conditions may affect the performance of this product on St. Augustinegrass and Centipedegrass. Apply only to dormant St. Augustine (Common, Raleigh, and Seville varieties grown in Texas, Louisiana, Mississippi only) and dormant Centipede grasses (Texas, Louisiana, Mississippi only). [Cultivars of St. Augustinegrass vary in tolerance to this product, and not all cultivars (varieties) have been tested. Do not use broadcast treatments of this product on 'Bitter Blue' and 'Floritam' St. Augustinegrass in Florida.]

Table 4. Low Volume Application Equipment

Species	Equipment	Amount of Product	Comments
Kentucky Bluegrass, Annual Bluegrass, Perennial Ryegrass, Tall Fescue, Red or Fine Leaf Fescues, and Mixtures of Cool-Season Species	Herbi(TM) Controlled Droplet Applicator	1.75 to 2.75 pints per 33,000 sq.ft.	Add to the Herbi 5 pint container. Fill balance of container with water. Keeping container agitated, spray entire contents over 33,000 square feet (approx. 3/4 acre). Do not overlap spray patterns.
	Controlled Droplet Applicators: (CDA), Atomizers and Spinning Disk Applicators	2.5 to 3.67 pints per acre (0.9 to 1.25 fl.oz. per 1000 sq.ft.)	Use in sufficient water to assure coverage (1 to 4 gallons of water per acre is normal for this type of equipment). Do not overlap spray patterns.
	Other Low Volume Equipment	2.5 to 3.67 pints per acre (0.9 to 1.25 fl.oz. per 1000 sq.ft.)	Use as little as 5 gallons of water per acre. Use only application equipment that is capable of spreading a uniform droplet, wetting each weed surface. Take special care to prevent overdosing.
Common Bermudagrass, Hybrid Bermudagrass, Bahiagrass, Zoysiagrass, and Buffalograss	Herbi(TM) Controlled Droplet Applicator	1.33 to 1.75 pints per 33,000 sq.ft.	Add to the Herbi 5 pint container. Fill balance of container with water. Keeping container agitated, spray entire contents over 33,000 square feet (approx. 3/4 acre). Do not overlap spray patterns. Use reduced rates if grass is stressed from heat, drought, etc.
	Controlled Droplet Applicators: (CDA), Atomizers and Spinning Disk Applicators	1.75 to 2.25 pints per acre (0.6 to 0.8 fl.oz. per 1000 sq.ft.)	Use in sufficient water to assure coverage (2 to 4 gallons of water per acre is normal for this type of equipment). Do not overlap spray patterns. Use reduced rates if grass is stressed from heat, drought, etc.
	Other Low Volume Equipment	2.0 to 2.5 pints per acre (0.7 to 0.9 fl.oz. per 1000 sq.ft.)	Use as little as 5 gallons of water per acre. Use only application equipment that is capable of spreading a uniform droplet, wetting each weed surface. Take special care to prevent overdosing.

7. Cultural Practices

Irrigation:

- Do not apply this product through any type of irrigation system.
- Do not apply if rainfall is expected within 4 hours after the application, delay irrigation cycle for 24 hours.
- If dry conditions exist, a scheduled irrigation or watering 24 hours before and 24 hours after application is recommended.

Mowing:

- For optimum results, delay mowing 2 days before and until 2 days after the application of this product.

8. Weeds Controlled

EH 1518 HERBICIDE CONTROLS:			
Bedstraw	Ground ivy	Peppergrass	Shepherdspurse
Black medic	Healall	Pigweed	Speedwell
Buckhorn	Henbit	Plantains	Spurge
Burdock	Knotweed	Poison ivy	Wild carrot
Chicory	Lambsquarters	Poison oak	Wild garlic
Chickweed	Lespedeza	Purslane	Wild lettuce
Clover	Mallow	Ragweed	Wild onion
Dandelion	Morningglory	Sheep sorrel	Yarrow
Dock			

APPENDIX

1. Statements which may appear on different label components depending on packaging configuration.

- See next panel for additional Precautionary Statements and First Aid
- Net Contents: _____
- EPA Est. No. _____

2. Advertising claims that may be presented on container labels:

- TRIMEC® is a registered trademark of PBI/GORDON CORPORATION
- Herbi is a trademark of North American Micron
- [Controls][Kills][253][more than ###] weeds! (List of weeds may include the following):

Amaranth, purple	Cupid shaving Brush	Mustard, ball	Speedwell, common
Amaranth, slender	Cudweed	Mustard, black	Speedwell, corn
Aster, heath	Daisy, English	Mustard, blue	Speedwell, ivyleaf
Aster, white heath	Daisy, oxeye	Mustard, hedge	Speedwell, persian
Aster, purple	Dandelion, common	Mustard, Indian,	Speedwell, purslane
Aster, white prairie	Dandelion, false	Mustard, tansy	Speedwell, slender
Artichoke	Day flower	Mustard, tumble	Speedwell, snow
Austrian fieldcress	Deadnettle	Mustard, white	Speedwell, thymeleaf
Bedstraw, Catchweed	Dichondra	Mustard, wormseed	Spiny amaranth
Bedstraw, smooth	Dock, broadleaf	Nettle, stinging (burning)	Spurge, spotted
Bedstraw, Northern	Dock, curly	Nettle, tall	Spurge, prostrate
Bedstraw, pineywoods	Dogbane	Nettle, wood	Spurweed
Beggarticks, hairy	Dogfennel	Parsley-piert	Star of Bethlehem
Betony, Florida	Dollarweed	Parsnip	Strawberry, India mock
Bindweed, Field	(Pennywort)	Pearlwort	Tansy ragwort
Bindweed, Hedge	Dove weed	Pennycress (frenchweed)	Tanweed
Bitter Wintercress	Elderberry	Pepperweed, perennial	Thistle, blessed

Bittercress, hairy	Falseflax	Pepperweed, virginia	Thistle, bull
Bitterweed	False sunflower	(Peppergrass)	Thistle, canada
Black-eyed Susan	Fiddleneck	Pigweed, prostate	Thistle, fiodman (prairie)
Black Medic	Filaree, redstem	Pigweed, redroot	Thistle, musk
Blood flower milkweed	Filaree, whitestem	Pigweed, russian	Thistle, platte
Blue lettuce	Fleabane, daisy	Pigweed, smooth	Thistle, plumeless
Brassbuttons	(annual)	Pigweed, tumble	Thistle, russian
Bristly oxtongue	Fleabane, rough	Pineapple weed	Thistle, scotch
Broomweed	Galinsoga, hairy	Plains coreopsis (tickseed)	Thistle, wavyleaf
Buckhorn	Galinsoga, smallflower	Plantain, blackseed	Thistle, yellow (horrible)
Bullnettle	Goldenrod	Plantain, bracted	Trailing crownvetch
Burclover	Ground ivy	Plantain, broadleaf	Velvetleaf
Burdock	Groundsel	Plantain, buckhorn	Vervain, blue
Burweed, lawn (spurweed)	Gumweed	Plantain, hoary	Vervain, hoary
Buttercup, bulbous	Hairy fleabane	Plantain, narrowleaf	Vervain, prostrate
Buttercup, creeping	Hawkweed, meadow	Plantain, slender	Vervain, tall
Buttonweed, common	Hawkweed, mouseear	Plantain, woolly	Vetch, bird
(poorjoe)	Hawkweed, orange	Poison ivy	Vetch, hairy
Buttonweed, virginia	Hawkweed, yellow	Poison oak	Vetch, milk
Carolina geranium (wild)	Healall	Pokeweed	Vetch, narrowleaf
Carpetweed	Heartleaf drymary	Prairie Sunflower	Vetch, wild
Catnip	Hemp	Prickly lettuce (compass plant)	Virginia creeper
Catsear, spotted (false	Henbit	Prickly sida	Western clematis
dandelion)	Hoary cress	Prostrate knotweed	Western salsify
Chamber bitter	Horsenettle	Puncturevine	Wild aster
Chickweed, common	Horseweed	Purslane, common	Wild buckweat
Chickweed, mouseear	Jimsonweed	Pusley, brazil	Wild carrot
Chickweed, sticky	Johnny-Jumpup violet	Pusley, florida	Wild four-o'clock
Chicory	Knawel	Pusley, large flower	Wild garlic
Cinquefoil	Knotweed, prostrate	Ragweed, bur	Wild lettuce
Clover, crimson	Kochia	Ragweed, common	Wild marigold
Clover, alyce	Lambsquarters	Ragweed, lanleaf	Wild mustard (yellow rocket)
Clover, hop	Lespedeza	Ragweed, western	Wild onion
Clover, rabbit foot	Mallow, alkali	Redstem filaree	Wild parsnip
Clover, red	Mallow, bristly	Rough cinquefoil	Wild radish
Clover, strawberry	Mallow, common	Scarlet pimpernel	Wild rape
Clover, yellow sweet	Mallow, dwarf	Shepardspurse	Wild strawberry
Clover, white sweet	Mallow, venice	Smartweed, ladythumb	Wild sweet potato
Clover, white	Marcela	Smartweed, pale	Wild violet
Cockle	Matchweed	Smartweed, pennsylvania	Woodsorrel, creeping
Cocklebur	Mexicanweed	Smooth chaff-flower	Woodsorrel, violet
Cocklebur, oriental	Moneywort	Smoothdock	Woodsorrel, yellow (Oxalis)
Cocklebur, spiny	Morningglory, bigroot	Sorrel, red (sheep)	Woolly croton
Common mullein	Morningglory, ivyleaf	Sowthistle, annual	Wormseed
Corn Spurry	Morningglory, mexican	Sowthistle, spiny	Yarrow, common
Creeping Beggarweed	Morningglory, red	Spanish needles	Yarrow, western
Creeping Jenny (creeping	Morningglory, tall	Speedwell, bi-lobed	Yarrow, yellow
charlie)	Morningglory, wolly		
	Mugwort		

DOCUMENT CONTROL INFORMATION

1. Unique Label Identifier: 002217-00XXX.20110526.new-proposed-EH1518.docx

2. Reason for Issue: new registration

