



UNITED STATES ENVIRONMENTAL PROTECTION AGENCY
WASHINGTON, DC 20460

OFFICE OF CHEMICAL SAFETY
AND POLLUTION PREVENTION

April 14, 2021

Eric Smith
Director, Regulatory Affairs
PBI/Gordon Corporation
P.O. Box 860350
Shawnee, KS 66286

Subject: Notification per PRN 98-10 – Add marketing statement and graphics and change company address
Product Name: EH-1457 Herbicide
EPA Registration Number: 2217-954
Application Date: March 12, 2021
Decision Number: 573031

Dear Mr. Smith:

The Agency is in receipt of your Application for Pesticide Notification under Pesticide Registration Notice (PRN) 98-10 for the above referenced product. The Registration Division (RD) has conducted a review of this request for its applicability under PRN 98-10 and finds that the action requested falls within the scope of PRN 98-10.

The label submitted with the application has been stamped “Notification” and will be placed in our records.

Should you wish to add/retain a reference to the company’s website on your label, then please be aware that the website becomes labeling under the Federal Insecticide, Fungicide, and Rodenticide Act (FIFRA) and is subject to review by the Agency. If the website is false or misleading, the product would be misbranded and unlawful to sell or distribute under FIFRA section 12(a)(1)(E). 40 CFR 156.10(a)(5) list examples of statements EPA may consider false or misleading. In addition, regardless of whether a website is referenced on your product’s label, claims made on the website may not substantially differ from those claims approved through the registration process. Therefore, should the Agency find or if it is brought to our attention that a website contains false or misleading statements or claims substantially differing from the EPA approved registration, the website will be referred to the EPA’s Office of Enforcement and Compliance.

If you have any questions, please contact Derek Corbin at 703-347-8903 or at Corbin.Derek@epa.gov.

Sincerely,

A handwritten signature in cursive script that reads "Mindy Ondish".

Mindy Ondish
Product Manager 23
Herbicide Branch
Registration Division (7505P)
Office of Pesticide Programs

EH-1457 HERBICIDE

EPA Reg. No. 2217-954

FOR OUTDOOR RESIDENTIAL USE ONLY

NOTIFICATION

2217-954

The applicant has certified that no changes, other than those reported to the Agency have been made to the labeling. The Agency acknowledges this notification by letter dated:

04/14/2021

ACTIVE INGREDIENTS:

MCPA, dimethylamine salt	4.78%
Quinclorac	1.56%
Dicamba, dimethylamine salt	0.43%
OTHER INGREDIENTS:	<u>93.23%</u>
TOTAL	100.00%

THIS PRODUCT CONTAINS:

- 0.338 lb 2-methyl-4-chlorophenoxyacetic acid equivalent per gallon or 3.90%
- 0.135 lb 3,7-dichloro-8-quinolinecarboxylic acid per gallon or 1.56%
- 0.031 lb 3,6-dichloro-o-anisic acid equivalent per gallon or 0.36%

Note: If the design, format, or small size of the container labels makes it impractical to present the entire ingredient statement on the front panel, then add a referral statement and present this substatement on the back panel: **“See back panel for substatement of ingredient statement”**.

KEEP OUT OF REACH OF CHILDREN

CAUTION

STOP! READ THE ENTIRE LABEL FIRST. OBSERVE ALL PRECAUTIONS AND FOLLOW DIRECTIONS CAREFULLY.

See attached booklet for complete [Precautionary Statements and] Directions for Use, including Storage and Disposal, and back panel for [complete Precautionary Statements, including] First Aid.

Net Contents: _____

EPA Est. No. _____

Company Name and Address:

PBI/Gordon Corporation
1217 West 12th Street P.O. Box 860350
Kansas City, Missouri 64104 Shawnee, KS 66286



PRECAUTIONARY STATEMENTS

Hazards to Humans and Domestic Animals

CAUTION: Causes moderate eye irritation. Avoid contact with eyes, skin or clothing. Wash thoroughly with soap and water after handling and before eating, drinking, chewing gum, using tobacco or using the toilet.

First Aid	
If in eyes:	<ul style="list-style-type: none">• Hold eye open and rinse slowly and gently with water for 15-20 minutes. Remove contact lenses, if present, after the first minutes, then continue rinsing eye.• Call a poison control center or doctor for treatment advice.
If on skin or clothing:	<ul style="list-style-type: none">• Take off contaminated clothing.• Rinse skin immediately with plenty of water for 15-20 minutes.• Call a poison control center or doctor for treatment advice.
If swallowed:	<ul style="list-style-type: none">• Call a poison control center or doctor immediately for treatment advice.• Have person sip a glass of water if able to swallow.• Do not induce vomiting unless told to by a poison control center or doctor.• Do not give anything to an unconscious person.
Have the product container or label with you when calling a poison control center or doctor or going for treatment. You may also contact 1-877-800-5556 for emergency medical treatment advice.	

Environmental Hazards

This pesticide is toxic to fish, aquatic invertebrates, and aquatic plants. Do not apply directly to water. Drift and runoff may be hazardous to aquatic organisms in water adjacent to treated areas. Runoff of this product will be reduced by avoiding applications when rainfall is forecasted to occur within 48 hours. Do not contaminate water when disposing of equipment wash waters or rinsate.

DIRECTIONS FOR USE

It is a violation of Federal law to use this product in a manner inconsistent with its labeling.

1. Use Restrictions

- Do not apply this product in a way that will contact any person or pet, either directly or through drift. Keep people and pets out of the area during application.
- Do not allow people or pets to enter the treated area until sprays have dried.
- Apply when daytime temperatures are between 50° and 90°F. Do not treat when air temperatures exceed 90°F as damage to turfgrass may occur. For bermudagrass lawns do not apply when daytime temperatures exceed 85° F.
- Do not apply at rates above those specified on this label.
- Do not apply this product to food crops (gardens, fruits and vegetables), forage crops, or ornamental plants including flowers, trees, shrubs, hedges, woody ornamentals, groundcovers established in landscape plantings and other nontarget plants.
- Do not spray exposed roots of ornamentals and trees.

SHAKE WELL BEFORE USING

2. How It Works

EH-1457 Herbicide contains three proven weed killers that target lawn weeds and crabgrass. The herbicides enter the lawn weeds through their leaves and move inside the weeds, even down into the roots. And lawns listed on this label will not be harmed when used as directed.

3. Where To Use

EH-1457 Herbicide can be applied to the following established turfgrass species:	
Cool season turfgrass	Warm season turfgrass
Kentucky bluegrass, Ryegrass, perennial and annual, Tall fescue, Bentgrass, Mixtures of cool season grasses containing fine fescues (red, hard and chewings)	Bermudagrass ¹ , common and hybrid Zoysiagrass, Buffalograss,
¹ Application to bermudagrass may cause temporary yellowing or discoloration but full recovery can be expected. Do not apply to bermudagrass when daytime temperatures exceed 85° F.	

DO NOT apply EH-1457 Herbicide to the following:	
Warm season turfgrass	Other areas
St. Augustinegrass, Bahia grass, Centipedegrass, Carpetgrass, Seashore paspalum	Lawns with desirable clovers or legumes, Dichondra, Ornamental plants (flowers, trees, groundcovers, landscape beds and shrubs), Turfgrass species that are not listed on this label, Gardens including vegetables, fruit trees, vines and berries.

4. When To Use

Apply this product when weeds are small and actively growing.

Craggrass (large and smooth):

- **Spring:** Apply this product from crabgrass emergence until the crabgrass is 3 to 4 inches in height. This period begins the first time that you can see crabgrass in your lawn. Re-treat at the same rate at 21 days later for dense populations.

Foxtail (green, giant, and yellow):

- **Spring and early summer:** Apply this product to foxtail during the early growth stages or when foxtail is 1 to 4 inches in height. Re-treat at the same rate at 21 days later for dense populations.

Broadleaf Weeds:

- **Spring:** Apply when **dandelion, plantain, buttercup, speedwell, knotweed** and other broadleaf weeds are young and actively growing with adequate soil moisture for best results.
- **Fall:** Apply when **henbit, chickweed, white clover, ground ivy, lawn burweed** and other broadleaf weeds are young and actively growing with adequate soil moisture for best results.

5. How Much To Use

Limitations on broadcast applications to residential turfgrass

The maximum application rate is 8 fl.oz. of product per 1,000 sq.ft. per application (0.92 lb MCPA acid equivalent and 0.08 lb dicamba ae per acre per application). The maximum number of broadcast applications is limited to 2 per year, with a minimum of 21 days between applications. The maximum seasonal rate is 16 fl.oz. of product per 1,000 sq.ft. ([1.84 lb MCPA ae and 0.17 lb dicamba ae per acre acid equivalent per acre).

5.1 Entire Lawn Treatments

THREE EASY STEPS TO MIX AND APPLY:

1. Determine (Measure) the total lawn area to be sprayed. For rectangular areas, multiply the length by the width to obtain total square feet.

2. **For hose-end sprayers:** Set the dial to the RATE PER GALLON and keep the dial set to this setting while spraying. The RATE PER GALLON for this product is 4 fl.oz. of product per gallon. See instructions below.
For hand-operated sprayers (backpack sprayers, compression (pump-up) sprayers, knapsack sprayers or tank type): The RATE PER 1,000 SQ.FT. for this product is 8 fl.oz. of product per 1,000 sq.ft. of lawn. Measure and mix the proper amount of product with water as described below.
3. Spray evenly over the lawn.

[Option 1]

For Ortho® Dial'N Spray® Hose-End Sprayer, Hudson® Hose End Liquid Concentrate Sprayer or Gilmour® Dial-a-Mix® Lawn and Garden Sprayer:

A. Set the dial

- For Ortho® Dial'N Spray® Hose-End Sprayer: Set the dial on 4 oz as the RATE PER GALLON and keep the dial set to this setting while spraying.
- Hudson® Hose End Liquid Concentrate Sprayer: Set the dial on 4 oz as the RATE PER GALLON and keep the dial set to this setting while spraying.
- Gilmour® Dial-A-Mix® Lawn and Garden Sprayer: Set the dial on 4 oz or 8 TBS or 24 TSP as the RATE PER GALLON and keep the dial set to this setting while spraying.

B. Fill Determine the total lawn area to be sprayed. The application rate for this product is 8 fl.oz. of product per 1,000 sq.ft. of lawn. Add an adequate amount of herbicide to the spray bottle to treat the total lawn area, or add 8 fl.oz. of product for every 1,000 sq.ft. of lawn area. Do not add water to the sprayer jar.

C. Spray Spray evenly over the lawn.

Example:

Set the dial: Set the dial on 4 oz.

Fill: For a lawn area of 3,000 sq.ft, pour or measure 24 fl.oz of product into sprayer jar. Do not add water.

Spray: Spray uniformly on 3,000 sq.ft. of lawn.

[Option 2]

For READY-TO-SPRAY Hose End Sprayers:

This retail sprayer bottle will cover the treated areas described below when this product is applied at 8 fl.oz.of product per 1,000 sq.ft.

Approximate treated areas for four retail container sizes:

Species	Amount of product (to treat approximate area, sq.ft.)				
	fl.oz./1,000 sq.ft.	1.0 pt. (16 fl.oz.) sprayer jar or retail container	1.0 qt. (32 fl.oz.) sprayer jar or retail container	2.0 qt. (64 fl.oz.) retail container	1 gallon (128 fl.oz.) retail container
Kentucky bluegrass Ryegrass, perennial and annual Tall fescue Mixtures of cool season species Bermudagrass ¹ , common and hybrid Zoysiagrass and Buffalograss, Bentgrass	8 fl.oz./1,000 sq.ft.	2,000 sq.ft.	4,000 sq.ft.	8,000 sq.ft.	16,000 sq.ft.

¹Application to bermudagrass may cause temporary yellowing or discoloration but full recovery can be expected. Do not apply to bermudagrass when daytime temperatures exceed 85° F.

Instructions:

- Determine (Measure) the total lawn area to be sprayed. For rectangular areas, multiply the length by the width to obtain total square feet.
- **CONNECT:** Remove bottle cap and screw the spray nozzle onto the bottle. Attach [connect] garden hose to spray nozzle. Turn [rotate] the spray nozzle lever to the “OFF” position.
- **SPRAY:** Turn on water at faucet. Extend hose to the farthest area of lawn [turf] to be treated. To begin spraying, turn [rotate] the spray nozzle lever to the “SPRAY” position. The herbicide mixes automatically with the water. Walk at a steady pace while spraying evenly and working towards the faucet. Refer to view strip [graduated scale] on side of container to guide coverage. This xx fl.oz. container will treat up to xxxx sq.ft. of turfgrass.
- **FINISH:** To stop spraying, turn [rotate] spray nozzle lever to the “OFF” position. Turn off water at faucet. To relieve pressure, turn [rotate] spray nozzle to the “ON” position and point sprayer away from any desirable plants before disconnecting the sprayer nozzle from the garden hose.

[OR]

CONNECT

1. Shake well before use.
2. Connect sprayer to garden hose.
3. Turn on water.

SPRAY

1. Extend hose to farthest area to be treated, point nozzle in direction to be sprayed and turn on sprayer. Work back toward the faucet to avoid walking over treated grass.
2. Walk at a steady pace while spraying, using an even sweeping motion, and slightly overlap the treated areas.

**[Operating the Sprayer Top**


Water control knob (closest to hose). [Graphic] Twist counterclockwise [clockwise] for ‘On’ & clockwise [counter-clockwise] for ‘Off’.

Weed killer control knob. [Graphic] Twist knob until flat side is next to protruding plastic tab. This will release the safety feature. Push in for ‘On’ & out for ‘Off’.

FINISH

1. Turn off sprayer.
2. Turn off water at faucet.
3. Relieve pressure in hose by turning water back on at sprayer until water slows to a drip. Close sprayer. Disconnect sprayer from hose.

[OR]

<p>HOW TO USE</p> <p>Shake Well Before Use</p>	<p>CONNECT</p> <ol style="list-style-type: none"> 1. Shake well before use. 2. Connect sprayer to garden hose. 3. Turn on water. <p>SPRAY</p> <ol style="list-style-type: none"> 1. Extend hose to farthest area to be treated, point sprayer nozzle in direction to be sprayed. 2. Begin spraying – Push & hold lock tab away from knob, use other hand to turn knob clockwise [counter-clockwise] to ON position. 3. Walk at a steady pace while spraying, using an even sweeping motion, and slightly overlap the treated areas. Work back toward the faucet to avoid walking over wet, treated grass.  <p>FINISH</p> <ol style="list-style-type: none"> 1. To stop spraying, push & hold lock tab away from knob and use other hand to turn knob [clockwise] counter-clockwise to OFF position. 2. Turn off water at faucet. 3. Relieve water pressure in hose by turning sprayer back ON until water slows to a drip then turn sprayer OFF. [OR Relieve water pressure in hose by turning sprayer to WATER position until water slows to a drip, then turn sprayer to OFF position.] Disconnect sprayer from hose.
---	--

[Option 3]

Ready Spray Hose-End Sprayer

1. Measure the entire area to be sprayed. For rectangular areas, multiply the length by width to obtain total square feet.
2. See below for directions for the ready-to-use hose-end sprayer.
3. Spray evenly over the entire measured area.

Connect

- Shake well before using.
- Connect sprayer to hose.
- Turn on water.
- Extend hose to farthest area of the measured area to be treated.

Spray

- To begin spraying, point nozzle in the direction you want to spray.
- Slide thumb activation switch forward to ON position.
- Spray evenly over measured area.

Finish

- To STOP spraying, slide thumb activation switch backward to OFF position.
- Turn off water.
- Relieve water pressure by sliding thumb switch to WATER ONLY position until water slows to a drip. Then, slide switch back to OFF position.
- Disconnect sprayer from hose.]

5.2 Spot Treatments For Small Areas Or Individual Weeds

For hand-operated sprayers (backpack, knapsack, tank-type or pump-up): Mix 4 fl.oz. of product with 1 gallon of water. Note: Approximately one (1) gallon of spray solution will treat 500 sq.ft. See below for additional spray preparations. Shake well before spraying. Apply to actively growing weeds during the early growth stages. Spray coverage should be uniform and complete.

Amount of Product to Use, Fluid Ounces	Amount of Water in Sprayer, Gallons	Approximate Treated Area, Square feet
---	--	--

4 fl.oz.	1 gallon	500 sq.ft.
6 fl.oz.	1.5 gallons	750 sq.ft.
8 fl.oz.	2 gallons	1,000 sq.ft.
12 fl.oz.	3 gallons	1,500 sq.ft.
Equal measures: 1 cup = 8 fl.oz. = 0.5 pint. 4 fl.oz. = 8 Tablespoons		

[OR]

Measure indicated amount of product and pour into tank. Dilute with water according to the following chart. Adjust the nozzle to deliver coarse spray droplets and treat the area indicated.

Amount of Product to Use, Fluid Ounces	Amount of Water in Sprayer, Gallons	Area To Treat, Square feet
4 fl.oz.	1 gallon	500 sq.ft.
8 fl.oz.	2 gallons	1,000 sq.ft.
12 fl.oz.	3 gallons	1,500 sq.ft.
Equal measures: 1 cup = 8 fl.oz. = 0.5 pint. 4 fl.oz. = 8 Tablespoons		

6. Cultural Tips

For newly seeded areas:

- Do not apply within 4 weeks after seedling emergence of Kentucky bluegrass, fine fescue mixtures and perennial ryegrass. Apply this product to newly seeded grasses when well-established (approximately 6 weeks after seedling emergence) or after the third mowing.

For newly sodded, sprigged, or plugged areas:

- The application of this product to newly sodded, sprigged, or plugged grasses should be delayed until 3 to 4 weeks after the sodding, sprigging, or plugging operations.

Seeding:

- Turf species listed on this label can be seeded into the treated areas at four (4) weeks after the application of this product.

Irrigation:

- Do not apply this product immediately before rainfall or irrigation. For best results, do not irrigate or water the turfgrass within 24 hours after application.
- Adequate moisture and mild environmental conditions enhance the performance of EH-1457 Herbicide. If dry conditions exist, schedule irrigations (watering) at 24 hours before and after the application.
- Avoid applications of this product when turfgrasses are under stress since injury may result.

Mowing:

- Delay mowing 2 days before and until 2 days after the application of this product. Additional stress from low mowing heights may increase the possibility of turf injury.
- Clippings from the first three mowings should be left on the treated area. Do not use clippings from the treated areas as mulch or compost around flowers, ornamentals, trees, or in vegetable gardens.

7. Weeds Controlled

GRASS WEEDS			
Crabgrass, large & smooth	Foxtail, green, yellow & giant	Kikuyugrass	Signalgrass, broadleaf
BROADLEAF WEEDS			
Annual yellow sweetclover	Cocklebur	Mustard	Spiny cocklebur
Aster	Common mullein	Narrowleaf plantain	Spiny sowthistle
Austrian fieldcress	Creeping Jenny (Creeping Charlie)	Narrowleaf vetch	Spotted catsear
Bedstraw	Cudweed	Nettle	Spotted spurge
Beggarticks	Curly dock	Orange hawkweed	Spurweed
Betony, Florida		Oriental cocklebur	Stinging nettle

Bindweed, field	Daisy, English	Oxalis	Strawberry, India mock
Bird vetch	Daisy fleabane	Parsley-piert	Tall nettle
Bitter wintercress	Daisy, oxeye	Parsnip	Tall vervain
Bittercress, hairy	Dandelion	Pearlwort	Tansy ragwort
Bitterweed	Dichondra	Pennycress	Tansy mustard
Black-eyed Susan	Dogbane	Pennywort	Tanweed
Black medic	Dogfennel	Peppergrass	Thistle
Black mustard	Dollarweed	Pepperweed	Trailing crownvetch
Blackseed plantain	Elderberry	Pigweed	Tumble mustard
Blessed thistle	False dandelion	Pineywoods bedstraw	Tumble pigweed
Bloodflower milkweed	Falseflax	Plains coreopsis	Velvetleaf
Blue lettuce	False sunflower	(tickseed)	Venice mallow
Blue vervain	Fiddleneck	Plantain	Virginia buttonweed
Bracted plantain	Florida pusley	Poison ivy	Virginia creeper
Brassbuttons	Frenchweed	Poison oak	Virginia pepperweed
Bristly oxtongue	Galinsoga	Pokeweed	Wavyleaf bullthistle
Broadleaf dock	Goathead	Poorjoe	Western clematis
Broadleaf plantain	Goldenrod	Prairie sunflower	Western salsify
Broomweed	Ground ivy	Prickly lettuce	White mustard
Buckhorn	Gumweed	Prickly sida	Wild aster
Buckhorn plantain	Hairy fleabane	Prostrate knotweed	Wild buckwheat
Bulbous buttercup	Hawkweed	Prostrate pigweed	Wild carrot
Bull thistle	Healall	Prostrate spurge	Wild four-o'clock
Bullnettle	Heartleaf drymary	Prostrate vervain	Wild garlic
Burclover	Heathaster	Puncturevine	Wild geranium
Burdock	Hedge bindweed	Purslane, common	Wild lettuce
Burning nettle	Hedge mustard	Ragweed	Wild marigold
Burweed	Hemp	Red sorrel	Wild mustard
Buttercup	Henbit	Redroot pigweed	Wild onion
Buttonweed	Hoary cress	Redstem filaree	Wild parsnip
Canada thistle	Hoary plantain	Rough cinquefoil	Wild radish
Carolina geranium	Hoary vervain	Rough fleabane	Wild rape
Carpetweed	Horsenettle	Russian pigweed	Wild strawberry
Catchweed bedstraw	Jimsonweed	Russian thistle	Wild sweet potato
Catnip	Knawel	Scarlet pimpernel	Wild vetch
Catsear	Knotweed	Scotch thistle	Wild violet
Chickweed, common	Kochia	Sheep sorrel	Woodsorrel
Chickweed, mouseear	Lambsquarters	Shepherdspurge	Woolly croton
Chicory	Lespedeza	Slender plantain	Woolly morningglory
Cinquefoil	Mallow	Smallflower galinsoga	Woolly plantain
Clover, crimson	Matchweed	Smooth dock	Wormseed
Clover, hop	Mexicanweed	Smooth pigweed	Yarrow
Clover, red	Milk vetch	Sorrel	Yellow rocket
Clover, strawberry	Morningglory	Sowthistle	Yellowflower pepperweed
Clover, sweet	Mouseear hawkweed	Spanishneedles	
Clover, white	Mugwort	Speedwell	
Cockle	Musk thistle	Spiny amaranth	

STORAGE AND DISPOSAL

Do not contaminate water, food, or feed by storage and disposal.

PESTICIDE STORAGE: Keep from freezing. Store in original container in a locked storage area inaccessible to children and pets.

PESTICIDE DISPOSAL AND CONTAINER HANDLING: Nonrefillable container. Do not reuse or refill this container. **If empty:** Place in trash or offer for recycling if available. **If partly filled:** Call your local solid waste agency or www.website.com for disposal instructions. Never place unused product down any indoor or outdoor drain.

LIMITED WARRANTY AND DISCLAIMER

FOR USE ONLY AS DIRECTED. TO THE EXTENT CONSISTENT WITH APPLICABLE LAW, THE MANUFACTURER NEITHER MAKES NOR INTENDS ANY EXPRESS OR IMPLIED WARRANTIES, INCLUDING ANY WARRANTY OF MERCHANTABILITY OR FITNESS FOR A PARTICULAR PURPOSE, WHICH ARE HEREBY EXPRESSLY DISCLAIMED. TO THE EXTENT CONSISTENT WITH APPLICABLE LAW, IN NO CASE SHALL THE MANUFACTURER BE LIABLE FOR INCIDENTAL, CONSEQUENTIAL, OR SPECIAL DAMAGES RESULTING FROM THE USE OR HANDLING OF THIS PRODUCT. If these terms are not acceptable, return this product unopened immediately to the point of purchase, and the purchase price will be refunded in full. The terms of this Limited Warranty and Disclaimer cannot be varied by any written or verbal statements or agreements at the point of sale or elsewhere

APPENDIX

1. Advertising claims that may be presented on the container labeling, advertisements, brochures, and other marketing/sales promotional materials:

Herbicide Benefit Claims:

- Controls crabgrass, yellow nutsedge, dandelion, chickweed, knotweed, henbit, plantain, clover, spurge and many other broadleaf lawn weeds including those shown on the side panel.
- Kills even the tough weeds...roots and all!
- Controls even the tough weeds...roots and all!
- Kills the root.
- Kills lawn weeds plus crabgrass.
- Kills [Controls] 200+ broadleaf weeds.
- Kills the weeds not the lawn
- Controls (Number) weeds!
- Kill crabgrass, yellow nutsedge & [any listed weed(s)] too!
- CONTROLS
 - SENSITIVE WEEDS: Crabgrass, yellow nutsedge, Bedstraw, Black Medic, Buckhorn, Chickweed, Clover, Dandelion, Knotweed, Lambsquarters, Peppergrass, Plantain, Purslane, Ragweed and Wild Lettuce.
 - HARD-TO-KILL WEEDS: Chicory, Creeping Charlie, Creeping Jenny, Dock, Ground Ivy, Heal-All, Lespedeza, Mallow, Morningglory, Oxalis, Pigweed, Poison Ivy, Poison Oak, Sheep Sorrel, Speedwell, Spurge, Wild Carrot, Wild Onion, Yarrow and many other broadleaf weeds.
- Kills Lawn Weeds plus Crabgrass in One Step
- Kills Over 200 Lawn Weeds Plus Crabgrass in One Easy Step
- Kills Crabgrass plus Broadleaf Weeds
- Kills Listed Weeds
- Kills Hard-to-Control Weeds
- Complete kill in [14-28 days][2-4 weeks]* *Some weeds may require a second application
- Systemic [Herbicide] [Activity]
- Kills Both Broadleaf and Grass Weeds
- Kills Dandelion, Crabgrass, Clover, plus 200 Other listed Weeds
- Three-in-One Product that Kills Crabgrass & Broadleaf Weeds
- Kills both Crabgrass & Broadleaf weeds
- Effectively Kills Both Broadleaf and certain weed grasses
- Kills Lawn Weeds plus Crabgrass in One Easy Step
- Kills 200+ Weeds (to the root)
- [Dandelion graphic]



- [Chickweed graphic]







- [Clover graphic]



- [Crabgrass graphic]



[Icons]	PRODUCT FACTS:
	What It Does: Kills major broadleaf and troublesome grass weeds including dandelion, chickweed and clover as well as crabgrass, foxtail, and yellow nutsedge. (See inside for complete list)
	Where to Use: Lawns: Kills the weeds not the lawn when used as directed. (icon weeds)
	When to Use: Apply when daytime temperatures are between 50° and 90°F (except on Bermudagrass - see below).
	Questions & Comments: (icon phone) (icon computer) Call 1-800-xxx-xxxx or Visit our Website at www.companyname.com

General Marketing Claims:

- One quart covers up to 4,000 square feet.
- 1 quart treats [up to] 4,000 sq.ft.
- Keep from freezing.
- Water based.
- Won't harm lawn grass when used according to label directions.
- Attach to [garden] hose and spray
- Simple to use
- Easy to use
- Easy to mix
- Proven performance
- For home lawn care
- Won't harm lawn grass when used as directed.
- Mixes with Water - Concentrate
- Won't Harm Lawns* (when used as directed)
- Treats 5,000 sq.ft.
- Starts Working Immediately
- Visible results in [X] hours
- All Weather Formula
- Rainproof in [X] hours
- Bayer 100% Satisfaction Guaranteed* (or your money back)

- [optional advertising claims when product is sold in "low-water" hose-end sprayers on the order of 40 to 1 dilution ratio or as determined by testing]
 - Water [Saver] [Saving] Formula
 - Water [Saver][Saving] Applicator
 - Water [Saver] [Saving] Sprayer
 - Uses Up To [xx][50]% Less Water* (with the footnote disclaimer: *vs. leading weed hose end sprayers)
- Ortho® Dial'N Spray® Hose-End Sprayer is a registered trademark of The ORTHO Group.
- Hudson® Hose End Liquid Concentrate Sprayer is a registered trademark of the H.D. Hudson Manufacturing Company.
- Gilmour® Dial-A -Mix® Lawn and Garden Sprayer is a registered trademark of the Gilmour Manufacturing Company.
- Trimec® is registered trademark of PBI/Gordon Corporation

- Image Brand logo



- CGP Legacy logo



- CGP 2021 logo



DOCUMENT CONTROL INFORMATION

1. **Unique Label Identifier:** 002217-00954.20210312.notif-proposed-highlighted
2. **Reason for Issue:** additional ad claims and symbols/logos