

2217-938

08-19-2011

1
14



UNITED STATES ENVIRONMENTAL PROTECTION AGENCY
WASHINGTON, D.C. 20460

OFFICE OF CHEMICAL SAFETY
AND POLLUTION PREVENTION

Mr. James Kunstman
Director of Regulatory Services
PBI/Gordon Corporation
1217 West 12th Street
P.O. Box 014090
Kansas City, MO 64101-0090

AUG 19 2011

Subject: Label Amendment – Adding an “If on Skin” Statement to the First Aid Box
Product Name: EH-1479 Herbicide
EPA Registration Number: 2217-938
Decision Number: 447528
Submission Date: March 31, 2011

Dear Mr. Kunstman:

The label amendment referred to above, submitted in connection with registration under the Federal Insecticide, Fungicide and Rodenticide Act (FIFRA), as amended is acceptable.

While no additional data is being requested at this time, any marketing claims made on the pesticide label must be substantiated by data maintained in your files. If data supporting marketing claims made on the product label is not available then those claims must be removed.


Should you wish to add/retain a reference to the company's website on your label, then please be aware that the website becomes labeling under the Federal Insecticide Fungicide and Rodenticide Act and is subject to review by the Agency. If the website is false or misleading, the product would be misbranded and unlawful to sell or distribute under FIFRA section 12(a)(1)(E). 40 CFR 156.10(a)(5) list examples of statements EPA may consider false or misleading. In addition, regardless of whether a website is referenced on your product's label, claims made on the website may not substantially differ from those claims approved through the registration process. Therefore, should the Agency find or if it is brought to our attention that a website contains false or misleading statements or claims substantially differing from the EPA approved registration, the website will be referred to the EPA's Office of Enforcement and Compliance.

Products shipped after 18 months from the date on this notice or the next printing of the master label whichever occurs first, must bear the new label language. If these conditions are not complied with, the registration will be subject to cancellation in accordance with FIFRA. Your release for shipment of this product constitutes acceptance of these conditions. You must submit one copy of the final printed label before the product is released for shipment. If you have any questions please contact Michael Walsh by phone at (703) 308-2972 or via email at walsh.michael@epa.gov”.

SEE NEXT PAGE

Page 2 of 2
Product Name: EH-1479 Herbicide
EPA Registration Number: 2217-938
Decision Number: 447528

Sincerely,



Kathryn V. Montague
Product Manager (23)
Herbicide Branch
Registration Division (7505P)

Enclosure

3
14

EH-1479 HERBICIDE

EPA Reg. No. 2217-938

| |
|--|
| ACCEPTED |
| AUG 19 2011 |
| Under the Federal Insecticide, Fungicide, and Rodenticide Act, as amended, for the pesticide registered under EPA Reg. No. 2217-938 |

ACTIVE INGREDIENT:

| | |
|---|---------------|
| 2,4-D, dimethylamine salt [CAS No. 2008-39-1] | 6.33% |
| Quinclorac [CAS No. 84087-01-4] | 2.10% |
| Dicamba, dimethylamine salt [CAS No. 2300-66-5] | 0.60% |
| Dithiopyr [CAS No. 97886-45-8] | 0.86% |
| INERT INGREDIENTS: | <u>90.11%</u> |
| TOTAL | 100.00% |

THIS PRODUCT CONTAINS:

- 0.457 lb 2,4-dichlorophenoxyacetic acid equivalent per gallon or 5.26%
- 0.182 lb 3,7-dichloro-8-quinolinecarboxylic acid per gallon or 2.10%
- 0.043 lb 3,6-dichloro-o-anisic acid equivalent per gallon or 0.50%
- 0.075 lb S,S-dimethyl -2-(difluoromethyl)-4-(2-methylpropyl)-6-(trifluoromethyl)-3,5-pyridinedicarbothioate per gallon or 0.86%

Isomer Specific By AOAC Methods.

Note: If the design, format, or small size of the container labels makes it impractical to present the entire ingredient statement on the front panel, then add a referral statement and present this substatement on the back panel: "See back panel for substatement of ingredient statement".

KEEP OUT OF REACH OF CHILDREN

CAUTION

STOP! READ THE ENTIRE LABEL FIRST. OBSERVE ALL PRECAUTIONS AND FOLLOW DIRECTIONS CAREFULLY.

PRECAUTIONARY STATEMENTS

Hazards to Humans and Domestic Animals

CAUTION: Causes moderate eye irritation. Avoid contact with eyes, skin or clothing. Harmful if swallowed. Wear long-sleeved shirt, long pants, socks, shoes, and rubber gloves.

User Safety Recommendations

- Users should wash hands before eating, drinking, chewing gum, using tobacco, or using the toilet.
- Users should remove clothing/PPE immediately if pesticide gets inside. Then wash thoroughly and put on clean clothing. If pesticide gets on skin, wash immediately with soap and water.
- Users should remove PPE immediately after handling this product. Wash the outside of gloves before removing. As soon as possible, wash thoroughly and change into clean clothing.

| First Aid Statements | |
|--|--|
| If in eyes: | <ul style="list-style-type: none"> • Hold eye open and rinse slowly and gently with water for 15-20 minutes. Remove contact lenses, if present, after the first minutes, then continue rinsing eye. • Call a poison control center or doctor for treatment advice. |
| If swallowed: | <ul style="list-style-type: none"> • Call a poison control center or doctor immediately for treatment advice. • Have person sip a glass of water if able to swallow. • Do not induce vomiting unless told to by a poison control center or doctor. • Do not give anything by mouth to an unconscious person. |
| If on skin: | <ul style="list-style-type: none"> • Take off contaminated clothing. • Rinse skin immediately with plenty of water for 15-20 minutes. • Call a poison control center or doctor for treatment advice. |
| <p>Have the product container or label with you when calling a poison control center or doctor or going for treatment. You may also contact 1-877-800-5556 for emergency medical treatment advice.</p> | |

Environmental Hazards


This pesticide is toxic to fish and aquatic invertebrates. Drift and runoff may be hazardous to aquatic organisms in water adjacent to treated areas. To protect the environment, do not allow pesticide to enter or run off into storm drains, drainage ditches, gutters or surface waters. Applying this product in calm weather when rain is not predicted for the next 24 hours will help to ensure that wind or rain does not blow or wash pesticide off the treatment area. Rinsing application equipment over the treated area will help avoid run off to water bodies or drainage systems.

This chemical has properties and characteristics associated with chemicals detected in groundwater. The use of this chemical in areas where soils are permeable, particularly where the water table is shallow, may result in groundwater contamination. Application around a cistern or well may result in contamination of drinking water or groundwater.

DIRECTIONS FOR USE

It is a violation of Federal law to use this product in a manner inconsistent with its labeling.

PRECAUTIONS AND RESTRICTIONS:

- Do not apply this product in a way that will contact any person or pet, either directly or through drift. Keep people and pets out of the area during application.
-  Optional Icon] Do not allow people or pets to enter the treated area until sprays have dried.

SHAKE WELL BEFORE USING

| PRODUCT FACTS: |
|---|
| <p>What it Does: Kills major broadleaf and troublesome grass weeds including dandelion, chickweed and clover as well as crabgrass and foxtail. It will also act as a preemergent herbicide to prevent crabgrass and other susceptible weeds from germinating. (See inside for complete list)</p> |
| <p>Where to Use: Lawns: Kills the weeds not the lawn when used as directed. (icon weeds)</p> |
| <p>When to Use: Apply when daytime temperatures are below 90°F.</p> |
| <p>Questions & Comments: (icon phone) (icon computer) Call 1-800-xxx-xxxx or Visit our Website at www.companyname.com</p> |

5
14

HOW IT WORKS:

EH-1479 Herbicide contains four proven weed killers that target lawn weeds and crabgrass. This herbicide enters the lawn weeds through their leaves and moves throughout the plant to provide control. It will also form a barrier in the soil to prevent crabgrass and other susceptible weeds from germinating. And lawns listed on this label will not be harmed when used as directed.

WHERE TO USE:

EH-1479 Herbicide can be applied to residential lawns with the following turfgrass species:

| Lawns To Be Treated: | |
|---|--|
| Cool Season Turfgrass | Warm Season Turfgrass |
| Kentucky bluegrass Ryegrass, perennial and annual Tall fescue Mixtures of cool season grasses containing fine fescues (red, hard and chewing) | Bermudagrass ¹ , common and hybrid Zoysiagrass Buffalograss |
| ¹ Application to bermudagrass may cause temporary yellowing or discoloration but full recovery can be expected. Do not apply to bermudagrass when daytime temperatures exceed 85° F. | |

DO NOT apply EH-1479 Herbicide to the following:

| |
|--|
| Bahiagrass Bentgrass, colonial and creeping Carpetgrass Centipedegrass Dichondra Gardens including vegetables, fruit trees, vines and berries Ornamental plants (flowers, trees, groundcovers, landscape beds and shrubs) Seashore paspalum St. Augustinegrass Turfgrass species that are not listed on this label. State Restrictions: This product is not intended to be distributed, sold, or used in New York State. |
|--|

GRASS AND BROADLEAF WEEDS CONTROLLED:

A partial list is presented below:

| GRASS WEEDS | | | |
|--|--|---|--|
| Barnyardgrass Bluegrass, annual Brome Crabgrass, large and smooth | Crowfootgrass Dallisgrass Foxtail, green, yellow and giant Goosegrass | Kikuyugrass Ryegrass, annual and perennial | Sandbur Signalgrass, broadleaf Smutgrass |

| BROADLEAF WEEDS | | | |
|---|--|---|---|
| Annual yellow sweetclover Aster Austrian fieldcress Bedstraw Beggarticks Betony, Florida Bindweed, field Bird vetch Bitter wintercress Bittercress, hairy Bitterweed Black-eyed Susan Black medic Black mustard Blackseed plantain Blessed thistle | Cocklebur Common mullein Creeping Jenny (Creeping Charlie) Cudweed Curly dock Daisy, English Daisy fleabane Daisy, oxeye Dandelion Dichondra Dogbane Dogfennel Dollarweed Elderberry False dandelion | Mugwort Musk thistle Mustard Narrowleaf plantain Mustard Narrowleaf vetch Nettle Orange hawkweed Oriental cocklebur Oxalis Parsley-piert Parsnip Pearlwort Pennycress Peppergrass Pepperweed | Speedwell Spiny amaranth Spiny cocklebur Spiny sowthistle Spotted catsear Spotted spurge Spurweed Stinging nettle Strawberry, India mock Tall nettles Tall vervain Tansy ragwort Tansy mustard Tanweed Thistle Trailing crownvetch |

| BROADLEAF WEEDS | | | |
|------------------------|-------------------|-----------------------------|---------------------------|
| Bloodflower milkweed | Falseflax | Pigweed | Tumble mustard |
| Blue lettuce | False sunflower | Pineapple weed | Tumble pigweed |
| Blue vervain | Fiddleneck | Pineywoods bedstraw | Velvetleaf |
| Bracted plantain | Florida pusley | Plains coreopsis (tickseed) | Venice mallow |
| Brassbuttons | Frenchweed | Plantain | Virginia buttonweed |
| Bristly oxtongue | Galinsoga | Poison ivy | Virginia creeper |
| Broadleaf dock | Geranium | Poison oak | Virginia pepperweed |
| Broadleaf plantain | Goathead | Pokeweed | Wavyleaf bullthistle |
| Broomweed | Goldenrod | Poorjoe | Western clematis |
| Buckhorn | Ground ivy | Prairie sunflower | Western salsify |
| Buckhorn plantain | Gumweed | Prickly lettuce | White mustard |
| Bulbous buttercup | Hairy fleabane | Prickly sida | Wild aster |
| Bull thistle | Hawkweed | Prostrate knotweed | Wild buckwheat |
| Bullnettle | Healall | Prostrate pigweed | Wild carrot |
| Burclover | Heartleaf drymary | Prostrate spurge | Wild four-o'clock |
| Burdock | Heathaster | Prostrate vervain | Wild garlic |
| Burning nettle | Hedge bindweed | Puncturevine | Wild geranium |
| Burweed | Hedge mustard | Purslane, common | Wild lettuce |
| Buttercup | Hemp | Ragweed | Wild marigold |
| Buttonweed | Henbit | Red sorrel | Wild mustard |
| Canada thistle | Hoary cress | Redroot pigweed | Wild onion |
| Carolina geranium | Hoary plantain | Redstem filaree | Wild parsnip |
| Carpetweed | Hoary vervain | Rough cinquefoil | Wild radish |
| Catchweed bedstraw | Horsenettle | Rough fleabane | Wild rape |
| Catnip | Jimsonweed | Russian pigweed | Wild strawberry |
| Catsear | Knawel | Russian thistle | Wild sweet potato |
| Chickweed, common | Knotweed | Scarlet pimpernel | Wild vetch |
| Chickweed, mouseear | Kochia | Scotch thistle | Wild violet |
| Chicory | Lambsquarters | Sheep sorrel | Woodsorrel |
| Cinquefoil | Lespedeza | Shepherdspurse | Woolly croton |
| Clover, crimson | Mallow | Slender plantain | Woolly morningglory |
| Clover, hop | Marestail | Smallflower galinsoga | Woolly plantain |
| Clover, red | Matchweed | Smooth dock | Wormseed |
| Clover, strawberry | Mexicanweed | Smooth pigweed | Yarrow |
| Clover, sweet | Milk vetch | Sorrel | Yellow rocket |
| Clover, white | Morningglory | Sowthistle | Yellowflower pepperweed |
| Cockle | Mouseear hawkweed | Spanishneedles | and other broadleaf weeds |

WHEN TO USE:

Apply this product when weeds are small and actively growing.

| Weed species | Season | Timing | Maximum number of broadcast applications ¹ | Application interval, days | Comments |
|--------------------------------------|------------------------|--|---|----------------------------|--|
| Crabgrass (large and smooth): | Spring (Pre Emergent) | This product may be applied 1 to 2 weeks before the expected germination of crabgrass. | 2 | 14 | When used as a pre emergent this product will prevent crabgrass seeds from germinating and will control existing crabgrass plants. |
| Crabgrass (large and smooth): | Spring (Post Emergent) | From crabgrass emergence until the crabgrass is 3 to 4 inches in height | 2 | 14 | When used as a post-emergent this product will control existing crabgrass and prevent crabgrass seeds from germinating. |

7
14

| Weed species | Season | Timing | Maximum number of broadcast applications ¹ | Application interval, days | Comments |
|---|-------------------------|--|---|----------------------------|---|
| Foxtail (green, giant and yellow): | Spring and early summer | During the early growth stages or when foxtail is 1 to 4 inches in height. | 2 | 14 | Re-treat at the same rate at 14 days later for dense populations. |
| Broadleaf signalgrass | Spring and early summer | During the early growth stages or during the 3 to 7 leaf stage. | 2 | 14 | Re-treat at the same rate at 14 days later if needed. |
| Dandelion, plantain, buttercup, speedwell, knotweed and other listed broadleaf weeds | Spring | When broadleaf weeds are small and actively growing. | 2 | 14 to 28 | Apply when broadleaf weeds are young and actively growing with adequate soil moisture. If needed, retreat at the same rate 14 to 28 days later. |
| Henbit, chickweed, white clover, ground ivy, lawn burweed and other listed broadleaf weeds | Fall | When broadleaf weeds are young and actively growing | 2 | 14 to 28 | Apply when broadleaf weeds are young and actively growing with adequate soil moisture. If needed, retreat at the same rate 14 to 28 days later. |

¹ The maximum application rate is 6.4 fl.oz. of product per 1,000 sq.ft. per application (1.0 lb 2,4-D ae, 0.40 lb quinclorac, 0.09 lb dicamba ae, and 0.16 lb dithiopyr per acre per application). The maximum number of broadcast applications is limited to 2 per year. Do not apply more than 2 broadcast applications per year. The maximum seasonal rate is 12.8 fl.oz. of product per 1,000 sq.ft. (2.0 lb 2,4-D ae, 0.80 lb quinclorac, 0.18 lb dicamba ae, and 0.32 dithiopyr per acre per year).

HOW MUCH TO USE:

I. ENTIRE LAWN TREATMENTS WITH DIAL TYPE HOSE-END SPRAYERS

Three Easy Steps To Mix And Apply:

1. FILL

- Determine (Measure) the total lawn area to be sprayed. For rectangular areas, multiply the length by the width to obtain total square feet.
- The application rate for this product is 6.4 fl.oz. of product per 1,000 sq.ft. of lawn. Add an adequate amount of herbicide to the spray bottle to treat the total lawn area, or add 6.4 fl.oz. of product for every 1,000 sq.ft. of lawn area. Over-application or rates above those recommended on this label can cause turf injury.
- Do not add water to the sprayer jar.

2. SET THE DIAL

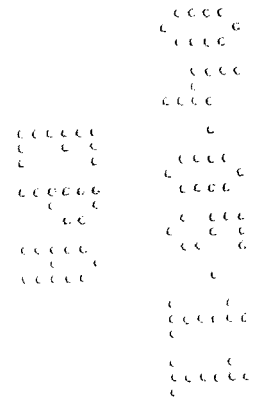
For hose-end sprayers: Set the dial to the rate per gallon and keep the dial set to this setting while spraying. The dial setting or rate per gallon for this product is 2.5 oz. of product per gallon of water.

| Types of hose-end sprayers | Dial setting |
|--|-------------------------------|
| Ortho® Dial'N Spray® Hose-End Sprayer | 2.5 oz. |
| Hudson® Hose End Liquid Concentrate Sprayer | 2.5 fl.oz. |
| Gilmour® Dial-A-Mix® Lawn and Garden Sprayer | 15 Teaspoons or 5 tablespoons |

3. SPRAY - Apply evenly over the lawn. Avoid skips and excess overlaps during application.

II. ENTIRE LAWN TREATMENTS WITH READY-TO-USE HOSE-END SPRAYERS :

This product may be packaged as a ready-to-use product with no mixing. The retail plastic container is fitted with a sprayer body that delivers spray droplets at a fixed rate.



For READY-TO-USE Hose End Sprayers:

- This retail sprayer bottle will cover the treated areas described below when this product is applied at 6.4 fl.oz. of product per 1,000 sq.ft. Over-application or rates above those recommended on this label can cause turf injury.

Approximate treated areas for four retail container sizes:

| Species | Amount of product to treat approximate area, sq. ft. | | | | |
|---|--|---|---|--------------------------------------|--|
| | fl.oz./1,000 sq.ft. | 1.0 pt. (16 fl.oz.) sprayer jar or retail container | 1.0 qt. (32 fl.oz.) sprayer jar or retail container | 2.0 qt. (64 fl.oz.) retail container | 1 gallon (128 fl.oz.) retail container |
| Kentucky bluegrass Ryegrass, perennial and annual Tall fescue Mixtures of cool season species Bermudagrass ¹ common and hybrid Zoysiagrass and Buffalograss ² | 6.4 fl.oz. /1,000 sq.ft. | 2,500 sq.ft. | 5,000 sq.ft. | 10,000 sq.ft. | 20,000 sq.ft. |
| ¹ Application to bermudagrass may cause temporary yellowing or discoloration but full recovery can be expected. Do not apply to bermudagrass when daytime temperatures exceed 85°F. Do not apply to Tifgreen (328) hybrid Bermudagrass as it may cause undesirable turf injury. ² Do not use on seedling buffalograss during the spring months of the initial year of establishment until the turf is achieved full green up and has an healthy root system. | | | | | |

Instructions:

- Determine (Measure) the total lawn area to be sprayed. For rectangular areas, multiply the length by the width to obtain total square feet.
- **CONNECT:** Remove bottle cap and screw the spray nozzle onto the bottle. Attach [connect] garden hose to spray nozzle. Turn [rotate] the spray nozzle lever to the "OFF" position.
- **SPRAY:** Turn on water at faucet. Extend hose to the farthest area of lawn [turf] to be treated. To begin spraying, turn [rotate] the spray nozzle lever to the "SPRAY" position. The herbicide mixes automatically with the water. Walk at a steady pace while spraying evenly and working towards the faucet.

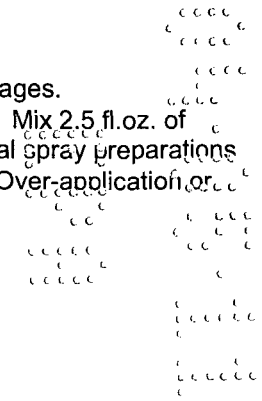
Refer to view strip [graduated scale] on side of container to guide coverage. This xx fl.oz. container will treat up to xxxx sq.ft. of turfgrass.

- **FINISH:** To stop spraying, turn [rotate] spray nozzle lever to the "OFF" position. Turn off water at faucet. To relieve pressure, turn [rotate] spray nozzle to the "ON" position and point sprayer away from any desirable plants before disconnecting the sprayer nozzle from the garden hose.

III. HAND-OPERATED SPRAYERS:

For hand-operated sprayers (backpack, knapsack, tank-type or pump-up):

- Apply to actively growing grass and broadleaf weeds during the early growth stages.
- Measure and mix the proper amount of product with water as described below. Mix 2.5 fl.oz. of product with 1 gallon of water to treat 400 sq.ft. of lawn. See below for additional spray preparations
- Spray evenly over the lawn. Spray coverage should be uniform and complete. Over-application or rates above those recommended on this label can cause turf injury.



19
14

| Amount of Product to Use, Fluid Ounces | Amount of Water in Sprayer, Gallons | Approximate Treated Area, Square feet |
|---|--|--|
| 2.5 fl.oz. | 1 gallon | 400 sq.ft. |
| 3.75 fl.oz. | 1.5 gallons | 600 sq.ft. |
| 5.0 fl.oz. | 2 gallons | 800 sq.ft. |
| 7.5 fl.oz. | 3 gallons | 1,200 sq.ft. |

Equal measures: 2.5 fl.oz. = 5 Tablespoons. 1 cup = 8 fl.oz. = 1/2 pint.

OR

Measure indicated amount of product and pour into tank. Dilute with water according to the following chart. Adjust the nozzle to deliver coarse spray droplets and treat the area indicated.

| Amount of Product to Use, Fluid Ounces | Amount of Water in Sprayer, Gallons | Area To Treat, Square feet |
|---|--|-------------------------------|
| 2.5 fl.oz. | 1 gallon | 400 sq.ft. |
| 5 fl. fl.oz. | 2 gallons | 800 sq.ft. |
| 7.5 fl.oz. | 3 gallons | 1,200 sq.ft. |

Equal measures: 2.5 fl.oz. = 5 Tablespoons. 1 cup = 8 fl.oz. = 1/2 pint.

IV. ENTIRE LAWN TREATMENTS WITH THE ORTHO READY-SPRAY® SYSTEM:

HOW TO USE THE READY-SPRAY® SYSTEM

Connect:

1. Shake well before using.
2. Connect sprayer to hose.
3. Turn on water.
4. Extend hose to farthest area of the lawn to be treated

Spray:

1. To begin spraying, point nozzle in the direction you want to spray.
2. Bend small plastic tab back and turn knob clockwise to ON position.
3. Spray evenly over measured area.

Finish:

1. To STOP spraying, rotate the knob counterclockwise to the OFF position.
2. Turn off water.
3. Relieve water pressure by bending plastic tab back and turning knob to ON position until water slows to a drip. Then, turn knob back to OFF position.
4. Disconnect sprayer from hose.


V. FOR TANK SPRAYER:

- Add 2.5 fl.oz. per gallon of water for each 400 sq.ft.

For broadcast application: Ortho Dial 'N Spray® Applicator

1. Add 16 fl.oz. of concentrate directly into sprayer jar. DO NOT ADD WATER.
2. Set dial to 2.5 oz.
3. Spray evenly over 2,500 sq.ft.
4. Any unused portion should be poured back into its original container.

[Over-application or rates above those recommended on this label can cause turf injury]



11
14

VI. FOR [PRODUCT NAME]:

For (Use a) Tank Sprayer:

- Add entire contents (of 1 bottle) (5 oz.) to an empty 2-gallon tank sprayer. Slowly fill with 2 gallons of clean tap water.
- **For Broadcast Application – Ortho® Dial 'N Spray® Applicator**
 1. Set dial to 2.5 oz.
 2. Add entire contents of 1 bottle (5 oz) directly into sprayer jar. **DO NOT ADD WATER.**
 3. Spray evenly over 800 sq.ft.

[Over-application or rates above those recommended on this label can cause turf injury]

| CULTURAL TIPS AND NOTES: | | |
|---|---|---|
| When to Apply: | <ul style="list-style-type: none"> • For established lawns • For newly seeded areas • For newly sodded, sprigged, or plugged areas | <ol style="list-style-type: none"> 1. Apply when daytime temperatures are below 90°F. 2. Apply this product to newly seeded grasses when well-established (approximately 6 weeks after seedling emergence) or after the third mowing. 3. Apply this product 3 to 4 weeks after the sodding, sprigging, or plugging operations. |
| Reseeding, Overseeding, or Sprigging : | | <ul style="list-style-type: none"> • Reseeding, overseeding, or sprigging of treated areas within 3 months after application of this product, may inhibit the establishment of desirable turfgrasses. |
| Irrigation: | <p>Non-stressed turfgrass</p> <p>Stress from high temperatures, drought, insects or diseases.</p> | <ul style="list-style-type: none"> • Preemergence: Adequate soil moisture and favorable growing conditions enhance the performance of this product. This product is effective for crabgrass control when activated by 0.5 inch of rainfall or irrigation. • Postemergence: Avoid applications of this product when turfgrasses are under stress since injury may result. If dry conditions exist, schedule irrigations (watering) before and after the application. For best results, delay the irrigation until approximately 24 hours after application of this product. |
| Mowing: | | <ul style="list-style-type: none"> • Delay mowing 2 days before and until 2 days after the application of this product. • Do not use clippings from the treated areas as mulch or compost around flowers, ornamentals, trees, or in vegetable gardens. |
| Nontarget plants: | | <ul style="list-style-type: none"> • Do not apply this product to food crops (gardens, fruits and vegetables), forage crops, or ornamental plants including flowers, trees, shrubs, hedges, woody ornamentals, groundcovers established in landscape plantings and other nontarget plants. • Do not spray exposed roots of ornamentals and trees. |

STORAGE AND DISPOSAL

Do not contaminate water, food, or feed by storage and disposal.

PESTICIDE STORAGE: Keep from freezing. Store in original container in a locked storage area inaccessible to children and pets.

PESTICIDE DISPOSAL AND CONTAINER HANDLING: Nonrefillable container. Do not reuse or refill this container. **If empty:** Place in trash or offer for recycling if available. **If partly filled:** Call your local solid waste agency for disposal instructions. Never place unused product down any indoor or outdoor drain.

LIMITED WARRANTY AND DISCLAIMER

FOR USE ONLY AS DIRECTED. TO THE EXTENT CONSISTENT WITH APPLICABLE LAW, THE MANUFACTURER NEITHER MAKES NOR INTENDS ANY EXPRESS OR IMPLIED WARRANTIES.

12
14

INCLUDING ANY WARRANTY OF MERCHANTABILITY OR FITNESS FOR A PARTICULAR PURPOSE, WHICH ARE HEREBY EXPRESSLY DISCLAIMED. IN NO CASE SHALL THE MANUFACTURER BE LIABLE FOR INCIDENTAL, CONSEQUENTIAL, OR SPECIAL DAMAGES RESULTING FROM THE USE OR HANDLING OF THIS PRODUCT. If these terms are not acceptable, return this product unopened immediately to the point of purchase, and the purchase price will be refunded in full. The terms of this Limited Warranty and Disclaimer cannot be varied by any written or verbal statements or agreements at the point of sale or elsewhere.

[OPTIONAL WARRANTY STATEMENT]

The ORTHO Guarantee

If for any reason you are not satisfied with this product, mail us proof of purchase to obtain a full refund of your purchase price.


APPENDIX

1. Statements which may appear on different label components depending on packaging configuration.

- See next panel for additional Precautionary Statements and First Aid
- Net Contents: _____
- EPA Est. No. _____

2. Advertising claims that may be presented on the retail containers of supplemental registrants.

- One quart covers up to 5,000 square feet.
- 1 quart treats [up to] 5,000 sq.ft.
- Covers [XXXX] sq.ft.
- Keep from freezing.
- Controls crabgrass, dandelion, chickweed, knotweed, henbit, plantain, clover, spurge and many other broadleaf lawn weeds including those shown on the side panel.
- Kills even the tough weeds...roots and all!
- Controls even the tough weeds...roots and all!
- Kills the root.
- Prevents crabgrass.
- Controls existing and crabgrass.
- Water based.
- Won't harm lawn grass when used according to label directions.
- Kills lawn weeds plus crabgrass.
- Kills [Controls] 200+ broadleaf weeds.
- Season-Long crabgrass control
- Kills the weeds not the lawn
- Attach to [garden] hose and spray
- Simple to use
- Easy to use
- Easy to mix
- Proven performance
- For home lawn care
- Won't harm lawn grass when used as directed.
- Controls (Number) weeds!
- Mixes with Water - Concentrate
- Kill crabgrass & [any listed weed(s)] too!



• **CONTROLS**

SENSITIVE WEEDS: Crabgrass, Bedstraw, Black Medic, Buckhorn, Chickweed, Clover, Dandelion, Knotweed, Lambsquarters, Peppergrass, Plantain, Purslane, Ragweed and Wild Lettuce.

HARD-TO-KILL WEEDS: Chicory, Creeping Charlie, Creeping Jenny, Dock, Ground Ivy, Heal-All, Lespedeza, Mallow, Morningglory, Oxalis, Pigweed, Poison Ivy, Poison Oak, Sheep Sorrel, Speedwell, Spurge, Wild Carrot, Wild Onion, Yarrow and other broadleaf weeds.


- Kills Lawn Weeds plus Crabgrass in One Step
- Kills Over 200 Lawn Weeds Plus Crabgrass in One Easy Step
- Kills Crabgrass plus Broadleaf Weeds
- Kills Listed Weeds
- Kills Hard-to-Control Weeds
- Systemic [Herbicide] [Activity]
- Kills Both Broadleaf and Grass Weeds
- [Also] Kills [Dandelion], [Crabgrass], [Clover], plus 200 Other [Listed] Weeds [As Listed]
- Four-in-One Product that Kills Crabgrass & Broadleaf Weeds
- Kills both Crabgrass & Broadleaf weeds
- Proprietary Formula that Kills Both Crabgrass and Broadleaf Weeds
- Effectively Kills Both Broadleaf and Certain Weed Grasses
- [XX] [Pint, Quart, etc] Treats Up To [YYYY] Sq.Ft.
- Local Solutions for Local Problems
- For more Lawn and Garden Products Visit [www.website.com]

For any of the ORTHO Products:

- Makes more than XX Gallon!
- Kills Even Tough Weeds – Roots & All
- Lawn Weed & Crabgrass Killer
- Kills Dandelions, Clover, and Other Broadleaf Weeds! Plus Kills Crabgrass and Other grass Weeds!
- Kills the Toughest Weeds in these Lawns (any lawn listed on label)
- Open Resealable Label for Directions & Precautions (Press to Reseal)
- People or pets may reenter treatment area after spray has dried.
- Ready-Spray
- Do Not Use on St. Augustine Lawns
 - [PRODUCT NAME]
 - Kills Weeds, Not Lawns(TM)
 - For [Use on] Lawns
 - ORTHO & Your Environment - Your yard is a place for your family and pets to enjoy. That's why ORTHO products are designed with care to provide effective solutions to weed problems. For best results please follow instructions for appropriate usage, storage and disposal.
- Kills Over 200 Lawn Weeds plus [including] Crabgrass [in one easy step.
- Guaranteed [Results]
- See Ortho.com for complete Spanish Translation.
- DO NOT use on St. Augustine, including Floratam species.
- NOTICE: Buyer assumes all risks of use, storage, or handling of this product not in accordance with directions
- Rainfast in 1 Hour
- Kills Major [Lawn] Broadleaf Weeds

For [PRODUCT NAME]:

- NET 5 FL.OZ.
- Pre-Measured Concentrate Bottles
- Treats 5,000 sq.ft.
- No Measuring, No Mess



14
 14

- [PRODUCT NAME] makes using concentrates easier than ever. No more measuring and no more mess. Mix (contents) (each pre-measured bottle) with two gallons of water to deliver consistent results. And its' revolutionary formula won't harm your lawn - Guaranteed.
- Designed for tank sprayers
- 1 bottle makes 2 gallons

3. Trademark acknowledgements

- Ortho® Dial'N Spray® Hose-End Sprayer is a registered trademark of The ORTHO Group.
- Hudson® Hose End Liquid Concentrate Sprayer is a registered trademark of the H.D. Hudson Manufacturing Company.
- Gilmour® Dial-A -Mix® Lawn and Garden Sprayer is a registered trademark of the Gilmour Manufacturing Company.
- Trimec® is registered trademark of PBI/Gordon Corporation

DOCUMENT CONTROL INFORMATION

1. Unique Label Identifier: 002217-00938.20110331.amend-proposed-clean.doc

2. Reason for Issue: First Aid changes

```

              ccccc
              ccccc
              cccc
              cccc
            ccccc
            ccccc
            ccccc
            ccccc
            ccccc
            ccccc
            ccccc
            ccccc
            ccccc
            ccccc
  
```