

2217-936

4/3/2014

1/22



UNITED STATES ENVIRONMENTAL PROTECTION AGENCY
WASHINGTON, D.C. 20460

OFFICE OF CHEMICAL SAFETY
AND POLLUTION PREVENTION

4-9-14

James Kunstman
1217 W. 12th Street
P.O. Box 014090
Kansas City, Missouri 64101-0090

Subject: EPA Reg. 2217-936 / EH-1487 Herbicide Notification

Dear Mr. Kunstman:

The Agency is in receipt of your Application for Pesticide Notification under Pesticide Registration Notice (PRN) 98-10 dated 3-31-14 for the product EPA Reg. 2217-936 / EH-1487 Herbicide. The Registration Division (RD) has conducted a review of this request for its applicability under PRN 98-10 and finds that the action requested falls within the scope of PRN 98-10. The label submitted with the application has been stamped "Notification" and will be placed in our records.

If you have any questions please call Erik Kraft at 703-308-9358 or email at Kraft.Erik@epa.gov.

Sincerely,

A handwritten signature in black ink, appearing to read "Kathryn Montague".

Kathryn Montague
Product Manager 23
Herbicide Branch
Registration Division (7505P)

Please read instructions on reverse before completing form.

Form Approved. OMB No. 2070-0060. Approval Expires 2-28-95



United States
Environmental Protection Agency
Washington, DC 20460

Registration
 Amendment
 Other

OPP Identifier Number

Application for Pesticide - Section I

1. Company/Product Number 2217-936	2. EPA Product Manager Kathryn V. Montague	3. Proposed Classification <input checked="" type="checkbox"/> None <input type="checkbox"/> Restricted
4. Company/Product (Name) EH-1487 Herbicide	PM# Product Manager - Team 23	
5. Name and Address of Applicant (Include ZIP Code) PBI/Gordon Corporation Post Office Box 014090 Kansas City, Missouri 64101 <input type="checkbox"/> Check if this is a new address	6. Expedited Review. In accordance with FIFRA Section 3(c)(3) (b)(i), my product is similar or identical in composition and labeling to: EPA Reg. No. _____ Product Name _____	

Section - II

<input type="checkbox"/> Amendment - Explain below.	<input type="checkbox"/> Final printed labels in response to Agency letter dated _____
<input type="checkbox"/> Resubmission in response to Agency letter dated _____	<input type="checkbox"/> "Me Too" Application.
<input checked="" type="checkbox"/> Notification - Explain below.	<input type="checkbox"/> Other - Explain below.

Explanation: Use additional page(s) if necessary. (For section I and Section II.)

Labeling notification per PRN 98-10: Notifications, Non-notifications and Minor Formulation Amendments. Section II (N): EH-1487 Herbicide (EPA Reg. No. 2217-936) We ask to add additional advertising claims. Please refer to page 18 of the enclosed draft label.
e-mail to jkunstman@pbigordon.com FAX: 816-421-2731

This notification is consistent with the provisions of PR Notice 98-10 and EPA regulations at 40 CFR 152.46, and no other changes have been made to the labeling or the confidential statement of formula of this product. I understand that it is a violation of 18 U.S.C. Sec. 1001 to willfully make any false statement to the EPA. I further understand that if this notification is not consistent with the terms of PR Notice 98-10 and 40 CFR 152.46, this product may be in violation of FIFRA and I may be subject to enforcement action and penalties under Section 12 and 14 of FIFRA.

Section - III

1. Material This Product Will Be Packaged In:				2. Type of Container	
Child-Resistant Packaging <input type="checkbox"/> Yes* <input checked="" type="checkbox"/> No	Unit Packaging <input type="checkbox"/> Yes <input checked="" type="checkbox"/> No	Water Soluble Packaging <input type="checkbox"/> Yes <input checked="" type="checkbox"/> No	<input checked="" type="checkbox"/> Metal <input checked="" type="checkbox"/> Plastic <input type="checkbox"/> Glass <input type="checkbox"/> Paper <input type="checkbox"/> Other (Specify) _____		
* Certification must be submitted		If "Yes" Unit Packaging wgt.	No. per container	If "Yes" Package wgt.	No. per container
3. Location of Net Contents Information <input checked="" type="checkbox"/> Label <input type="checkbox"/> Container		4. Size(s) Retail Container 1 gallon and 2.5 gallons 30, 55 and 275 gallons		5. Location of Label Directions <input checked="" type="checkbox"/> On Label <input type="checkbox"/> On Labeling accompanying product	
6. Manner in Which Label is Affixed to Product			<input checked="" type="checkbox"/> Lithograph <input type="checkbox"/> Other _____ <input checked="" type="checkbox"/> Paper glued <input type="checkbox"/> Stenciled		

Section - IV

1. Contact Point (Complete items directly below for identification of individual to be contacted, if necessary, to process this application.)		
Name James L. Kunstman, Ph.D.	Title Director of Regulatory Services	Telephone No. (Include Area Code) 816-460-6292
Certification I certify that the statements I have made on this form and all attachments thereto are true, accurate and complete. I acknowledge that any knowingly false or misleading statement may be punishable by fine or imprisonment or both under applicable law.		6. Date Application Received (Stamped)
2. Signature 	3. Title Director of Regulatory Services	
4. Typed Name James L. Kunstman, Ph.D.	5. Date March 31, 2014	



1217 W. 12th STREET · P.O. BOX 014090
KANSAS CITY, MISSOURI 64101-0090
816-421-4070 · 1-800-821-7925
FAX: 816-474-0462

3/
22

March 31, 2014

Document Processing Desk (NOTIF)
Office of Pesticide Programs (7504P)
U.S. Environmental Protection Agency
Room S-4900, One Potomac Yard (South Building)
2777 South Crystal Drive
Arlington, VA 22202-4501
Attn: Kathryn V. Montague, PM-23

Dear Ms Montague:

NOTIFICATION: Labeling notification per PRN 98-10: Notifications, Non-notifications and Minor Formulation Amendments. Section II (N): EH-1487 Herbicide (EPA Reg. No. 2217-936)

I. Labeling notification:

Section II (N): Other revisions.

- We ask to add additional advertising claims. Please refer to page 18 of the enclosed draft label.

One copy of the proposed labeling with annotations and one copy of the draft labeling without notations are enclosed for your review.

II. Certification statement:

This notification is consistent with the provisions of PR Notice 98-10 and EPA regulations at 40 CFR 152.46, and no other changes have been made to the labeling or the confidential statement of formula of this product. I understand that it is a violation of 18 U.S.C. Sec. 1001 to willfully make any false statement to the EPA. I further understand that if this notification is not consistent with the terms of PR Notice 98-10 and 40 CFR 152.46, this product may be in violation of FIFRA and I may be subject to enforcement action and penalties under Section 12 and 14 of FIFRA.

III. Enclosures:

1. Application for Pesticide Amendment (EPA Form 8570-1)
2. One (1) copy the draft labeling with annotations.
3. One (1) copy the draft labeling without notations.
4. One (1) CD containing copies of the label.

If you have any questions, please call me at 816-460-6292 or contact me at jkunstman@pbi.gordon.com.

Sincerely,

A handwritten signature in dark ink that reads 'James L. Kunstman'.

James L. Kunstman, Ph.D.
Director of Regulatory Services

Handwritten marks consisting of several rows of small, scattered characters, possibly '3' or '2', located on the right side of the page.

4/22

NOTIFICATION

APR 03 2014

EH-1487 HERBICIDE

EPA Reg. No. 2217-936

Alternate Brand Names: Gordon's LV 400 2,4-D Weed Killer², Gordon's LV400 2,4-D Weed Killer Solvent Free

ACTIVE INGREDIENT:	
2-ethylhexyl ester of 2,4-dichlorophenoxyacetic acid*	61.74%
OTHER INGREDIENTS:	38.26%
TOTAL	100.00%

* Equivalent to 40.9% 2,4-D acid equivalent or 3.76 pounds 2,4-D acid equivalent per gallon.

KEEP OUT OF REACH OF CHILDREN

CAUTION

STOP! READ THE ENTIRE LABEL FIRST. OBSERVE ALL PRECAUTIONS AND FOLLOW DIRECTIONS CAREFULLY.

PRECAUTIONARY STATEMENTS

Hazards to Humans and Domestic Animals

CAUTION: Causes eye irritation. Harmful if swallowed or absorbed through skin. Avoid contact with skin, eyes, or clothing. Prolonged or frequently repeated skin contact may cause allergic reactions in some individuals.

Personal Protective Equipment (PPE)

Some materials that are chemical-resistant to this product are butyl rubber, natural rubber, neoprene or nitrile rubber. If you want more options, follow the instructions for Category A on an EPA chemical-resistance category selection chart.

All mixers, loaders, applicators, flaggers, and other handlers must wear:

- Long-sleeved shirt and long pants.
- Shoes and socks.
- Chemical resistant gloves
- Chemical resistant apron when applying with any handheld nozzle or equipment, mixing or loading, cleaning up spills or equipment, or otherwise exposed to the concentrate.

See engineering controls for additional requirements.

User Safety Requirements

Follow manufacturer's instructions for cleaning/maintaining PPE. If no such instructions for washables exist, use detergent and hot water. Keep and wash PPE separately from other laundry.

Engineering Control Statements

[Pilots must use an enclosed cockpit that meets the requirements listed in the WPS for agricultural pesticides [40 CFR 170.240(d)(6)]]



When handlers use enclosed cabs [or aircraft] in a manner that meets the requirements listed in the Worker Protection Standard (WPS) for agricultural pesticides [40 CFR 170.240(d)(4-6)], the handler PPE requirements may be reduced or modified as specified in the WPS.

User Safety Recommendations	
<ul style="list-style-type: none"> • Users should wash hands before eating, drinking, chewing gum, using tobacco or using the toilet. • Users should remove clothing/PPE immediately if pesticide gets inside. Then wash thoroughly and put on clean clothing. If pesticide gets on skin, wash immediately with soap and water. • Users should remove PPE immediately after handling this product. Wash the outside of gloves before removing. As soon as possible, wash thoroughly and change into clean clothing. 	

First Aid	
If swallowed:	<ul style="list-style-type: none"> • Call a poison control center or doctor immediately for treatment advice. • Have person sip a glass of water if able to swallow. • Do not induce vomiting unless told to do so by the poison control center or doctor. • Do not give anything by mouth to an unconscious person.
If on skin or on clothing:	<ul style="list-style-type: none"> • Take off contaminated clothing. • Rinse skin immediately with plenty of water for 15-20 minutes. • Call a poison control center or doctor for treatment advice.
If in eyes:	<ul style="list-style-type: none"> • Hold eye open and rinse slowly and gently with water for 15-20 minutes. • Remove contact lenses, if present, after the first 5 minutes, then continue rinsing eye. • Call a poison control center or doctor for treatment advice.
Have the product container or label with you when calling a poison control center or doctor or going for treatment. You may also contact 1-877-800-5556 for emergency medical treatment advice.	

Environmental Hazards

This pesticide is toxic to fish and aquatic invertebrates. Do not apply directly to water, or to areas where surface water is present, or to intertidal areas below the mean high water mark. Drift and runoff may be hazardous to aquatic organisms in water adjacent to treated areas. Do not contaminate water when disposing of equipment washwaters or rinsate. Apply this product only as directed on label.

This chemical has properties and characteristics associated with chemicals detected in groundwater. The use of this chemical in areas where soils are permeable, particularly where the water table is shallow, may result in groundwater contamination. Application around a cistern or well may result in contamination of drinking water or groundwater.

DIRECTIONS FOR USE

It is a violation of Federal law to use this product in a manner inconsistent with its labeling.

Do not apply this product in a way that will contact workers or other persons, either directly or through drift. Only protected handlers may be in the area during application. For any requirements specific to your State or Tribe, consult the agency responsible for pesticide regulation.

Do not apply this product through any type of irrigation system.

Agricultural Use Requirements
Use this product only in accordance with its labeling and with the Worker Protection Standard, 40 CFR part 170. This Standard contains requirements for the protection of agricultural workers on farms, forests, nurseries, and greenhouses, and handlers of agricultural pesticides. It contains requirements

for training, decontamination, notification, and emergency assistance. It also contains specific instructions and exceptions pertaining to the statements on this label about personal protective equipment (PPE) and restricted entry interval. The requirements in this box only apply to uses of this product that are covered by the Worker Protection Standard.

Do not enter or allow worker entry into treated areas during the restricted entry interval (REI) of 12 hours.

PPE required for early entry to treated areas that is permitted under the Worker Protection Standard and that involves contact with anything that has been treated, such as plants, soil, or water is:

- Coveralls,
- Chemical resistant gloves made of any waterproof material.
- Shoes plus socks, and
- Protective eyewear.

Non-Agricultural Use Requirements

The requirements in this box apply to uses of this product that are NOT within the scope of the Worker Protection Standard for agricultural pesticides (40 CFR Part 170). The WPS applies when this product is used to produce agricultural plants on farms, forests, nurseries, or greenhouses.

Do not enter or allow people (or pets) to enter the treated area until sprays have dried.

1. Product Information

Performance of EH-1487 HERBICIDE may be affected by local conditions, crop varieties, and application method. User should consult local extension service, agricultural experiment or university weed specialists, and state regulatory agencies for advice in your area.

Best results are obtained when product is applied to young succulent weeds that are actively growing. Application rates lower than listed may be satisfactory on susceptible annual weeds. For perennial weeds and conditions such as the very dry areas of the western states, where control is difficult, the higher specified rates should be used. When EH-1487 HERBICIDE is used for weed control in crops, the growth stage of the crop must be considered.

Some plants and weeds, especially woody varieties, are difficult to control and may require repeat applications. Application rates should be [2 to 5 gallons of total spray by air or] 5 to 25 gallons by ground equipment unless otherwise directed. [In either case, use the same amount of EH-1487 HERBICIDE specified per acre.] For crop uses, do not mix with oil, surfactants, or other adjuvants unless specifically recommended. To do so may reduce herbicide's selectivity and could result in crop damage.

[Aerial application should be used only when there is no danger of drift to susceptible crops. Many states have regulations concerning aerial application of 2,4-D formulations.] Consult local regulatory authorities before making applications. Although EH-1487 HERBICIDE is a low volatile formulation, at temperatures above 90°F vapors may damage susceptible plants nearby.

Product should not be used in greenhouses. Excessive amounts of 2,4-D in the soil may temporarily inhibit seed germination and all plant growth.

Spray equipment used to apply 2,4-D should not be used for any other purpose until thoroughly cleaned with a suitable chemical cleaner.

Spray Preparation: Add the amount of product to approximately one-half the volume of water to be used for spraying. Agitate well, then add the remainder of the water. Continue agitation during application until spray tank is empty.

USE IN LIQUID NITROGEN FERTILIZER: EH-1487 HERBICIDE is formulated to be combined with liquid nitrogen fertilizer suitable for foliar application on corn, grass, pastures, or small grains in one operation. Use EH-1487 HERBICIDE according to directions on this label for those crops. Use liquid fertilizer at rates advised by supplier or extension service specialist. Mix EH-1487 HERBICIDE and fertilizer according to the following instructions:

Fill the spray tank approximately 1/2 full with the liquid fertilizer. Add EH-1487 HERBICIDE while agitating the tank. Add the remainder of the liquid fertilizer while continuing to agitate. Application should be made immediately, maintaining agitation until tank is empty. **DO NOT APPLY DURING COLD (NEAR FREEZING) WEATHER.** Spray mixture may not be stored.

2. Spray Drift Management

A variety of factors including weather conditions (e.g. wind direction, wind speed, temperature, relative humidity) and method of application (e.g., ground, [aerial]) can influence pesticide drift. The applicator must evaluate all factors and make appropriate adjustments when applying this product.

Droplet Size

When applying sprays that contain 2,4-D as the sole active ingredient, or when applying sprays that contain 2,4-D mixed with active ingredients that require a Coarse or coarser spray, apply only as a coarse or coarser spray (ASAE standard 572) or a volume mean diameter of 385 microns or greater for spinning atomizer nozzles.

When applying sprays that contain 2,4-D mixed with other active ingredients that require a Medium or more fine spray, apply only as a Medium or coarser spray (ASAE standard 572) or a volume mean diameter of 300 microns or greater for spinning atomizer nozzles.

Wind Speed

Do not apply at wind speeds greater than 15 mph. Only apply this product if the wind direction favors on-target deposition and are not sensitive areas (including, but not limited to, residential areas, bodies of water, known habitat for nontarget species, nontarget crops) within 250 feet downwind. If applying a Medium spray, leave one swath unsprayed at the downwind edge of the treated field.

Temperature Inversions

If applying at wind speeds less than 3 mph, the applicator must determine if: a) conditions of temperature inversion exist, or b) stable atmospheric conditions exist at or below nozzle height. Do not make applications into areas of temperature inversions or stable atmospheric conditions.

2,4-D esters may volatilize during conditions of low humidity and high temperatures. Do not apply during conditions of low humidity and high temperatures

Susceptible Plants

Do not apply under circumstances where spray drift may occur to food, forage, or other plantings that might be damaged or crops thereof rendered unfit for sale, use or consumption. Susceptible crops include, but are not limited to cotton, okra, flowers, grapes (in growing stage), fruit trees (foliage), soybeans (vegetative stage), ornamentals, sunflowers, tomatoes, beans, and other vegetables, or tobacco. Small amounts of spray drift that might not be visible may injure susceptible broadleaf plants.

Other State and Local Requirements

Applicators must follow all state and local pesticide drift requirements regarding application of 2,4-D herbicides. Where states have more stringent regulations, they must be observed.

Equipment

[All aerial equipment and] ground application equipment must be properly maintained and calibrated using appropriate carriers or surrogates. [For aerial equipment, the boom length must not exceed 75% of the wingspan or 90% of the rotor blade diameter.]

[Release spray at the lowest height consistent with efficacy and flight safety. Do not release spray at a height greater than 10 feet above the crop canopy unless a greater height is required for aircraft safety. This requirement does not apply to forestry or rights-of-way applications.]

When applications are made in a crosswind, the swath will be displaced downwind. The applicator must compensate for this by adjusting the path of the aircraft upwind.]

For ground boom application, do not apply with a nozzle height greater than 4 feet above the crop canopy.

3. Application Instructions

Spray volume: Apply with calibrated [air or] ground equipment using sufficient spray volume to provide adequate coverage of target weeds or as otherwise directed in specific use directions. For broadcast application, apply the rate of this product in a spray volume of [2 or more gallons per acre by air and] 10 or more gallons per acre for ground equipment. Use low-pressure sprays to minimize drift. Where states have regulations, that specify minimum spray volumes, they should be observed. In general, spray volume should be increased as crop canopy, height and weed density increase in order to obtain adequate spray coverage.

Application Rates: Generally, lower rates in specified rate ranges may be satisfactory for more sensitive weeds species, when weeds are small, and when environmental conditions are favorable for rapid growth. Use higher rates in the rate range for less sensitive species and under less favorable growing conditions. For crop uses, do not mix with emulsifiable oil or other adjuvants unless specifically listed on this label. Deep-rooted perennial weeds such as Canada thistle and field bindweed and many woody plants usually require repeated applications for effective control.

Spot Treatments: To prevent misapplication, spot treatments should be applied with a calibrated boom or with hand sprayers using a fixed spray volume per 1,000 sq ft as indicated below.

Hand-Held Sprayers: Hand-held sprayers may be used for spot applications of EH-1487 HERBICIDE. Care should be taken to apply the spray uniformly and at a rate equivalent to a broadcast application. Application rates in the table are based on the application rate for an area of 1,000 sq.ft. Mix the amount of EH-1487 HERBICIDE (fl.oz. or ml) corresponding to the desired broadcast rate in 1 to 3 gallons of spray. To calculate the amount of EH-1487 HERBICIDE required for larger areas, multiply the table value (fl.oz. or ml) by the thousands of sq.ft. to be treated. An area of 1000 sq.ft. is approximately 10.5 x 10.5 yards (strides) in size.

Rate Conversion Table for Spot Treatment:

Label Broadcast Rate (pt/acre)							
1/2	2/3	3/4	1	2	3	4	8
Equivalent Amount of EH-1487 HERBICIDE per 1000 sq ft							
1/5 fl.oz.* (5.5 ml)	1/4 fl.oz. (7.3 ml)	1/3 fl.oz. (8.3 ml)	3/8 fl.oz. (11 ml)	3/4 fl.oz. (22 ml)	1 fl.oz. (33 ml)	1.5 fl.oz. (44 ml)	3 fl.oz. (88 ml)

* Conversion factors: 1 pt = 16 fl.oz.; 1 fl.oz. = 29.6 (30) ml

Band Application: EH-1487 HERBICIDE may be applied as a band treatment. Use the formulas below to determine the appropriate rate and volume per treated acre.

Band width in inches
----- X Broadcast rate per acre = Band rate per treated acre
Row width in inches

Band width in inches
----- X Broadcast volume per acre = Band volume per treated acre
Row width in inches

4. Where To Use

EH-1487 HERBICIDE is used to control broad-leaved weeds in cereal crops, corn, sorghum, weeds and brush in rangeland, pastures, rights-of-way, ornamental turf, grass seed crops, fallow land, forest management and similar non-crop uses.

5. Weeds Controlled

Annual or Biennial Weeds			
beggarticks ⁽¹⁾	horseweed (marestail) ⁽²⁾	parsnip, wild	Shepherd's purse
bittercress, smallflowered ⁽²⁾	jewelweed	pennycress (fanweed)	sicklepod
bitterweed	jimsonweed	pepperweed (Lepidium spp.) ⁽¹⁾⁽²⁾	smartweed (annual species) ⁽¹⁾⁽²⁾
broomweed, common ⁽¹⁾	knotweed ⁽¹⁾	pigweed (Amaranthus spp.) ⁽¹⁾	sneezeweed, bitter
burdock, common	kochia	poorjoe	sowthistle, annual
buttercup, smallflowered ⁽¹⁾⁽²⁾	lamsquarters, common	primrose, common	sowthistle, spiny
carpetweed	lettuce, prickly ⁽¹⁾⁽²⁾	purslane, common ⁽²⁾	Spanish needles
cinquefoil, common ⁽²⁾	lettuce, wild	pusley, Florida	sunflower
cinquefoil, rough ⁽²⁾	lupine	radish, wild	sweetclover
cocklebur, common	mallow, little ⁽¹⁾	ragweed, common	tansymustard
coffeeweed	mallow, Venice ⁽¹⁾	ragweed, giant	thistle, bull
copperleaf, Virginia ⁽²⁾	marshelder	rape, wild	thistle, musk ⁽¹⁾
croton, Texas	morningglory, annual	rocket, yellow	thistle, Russian (tumbleweed) ⁽¹⁾
croton, woolly	morningglory, ivy	salsify, common ⁽¹⁾	velvetleaf
flixweed	morningglory, woolly	salsify, western ⁽¹⁾	vetch
galinsoga	mousetail ⁽²⁾		
geranium, Carolina ⁽²⁾	mustard (except blue mustard)		
hemp, wild			
Perennial Weeds			
Alfalfa ⁽¹⁾⁽²⁾	bullnettle ⁽¹⁾⁽²⁾	dogbane ⁽¹⁾	onion, wild ⁽¹⁾
artichoke, Jerusalem ⁽¹⁾	carrot, wild ⁽¹⁾	eveningprimrose, cutleaf ⁽²⁾	pennywort
aster, many-flower ⁽¹⁾	catnip	garlic, wild	plantains
Austrian fieldcress ⁽¹⁾	chicory	goldenrod	ragwort, tansy ⁽¹⁾
bindweed (hedge, field and European) ⁽¹⁾⁽²⁾	clover, red ⁽¹⁾⁽²⁾	hawkweed, orange ⁽¹⁾	sowthistle, perennial
blue lettuce	coffeeweed	healall	thistle, Canada ⁽¹⁾⁽²⁾
blueweed, Texas	cress, hoary ⁽¹⁾	ironweed, western ⁽²⁾	vervain ⁽¹⁾
broomweed	dandelion	ivy, ground ⁽¹⁾	wormwood
	docks ⁽¹⁾	nettles (including stinging) ⁽¹⁾	
⁽¹⁾ Difficult-to-Control Weeds: These weeds are only partially controlled and may require repeat applications and/or use of the higher rate of this product even under ideal conditions of application.			
⁽²⁾ This product may not be used to control this weed species in the state of California.			

6. Crops

6.1 Rangeland, Established Grass Pastures

(Including Perennial Grasslands Not In Agricultural Production Such As Conservation Reserve Program Acres)

Target Weeds or Woody Plants	EH-1487 HERBICIDE (pt/acre)	Specific Use Directions

10/
22

Target Weeds or Woody Plants	EH-1487 HERBICIDE (pt/acre)	Specific Use Directions
Annual broadleaf weeds Biennial and perennial broadleaf weeds	2 2 to 4	For best results, apply when weeds are small and growing actively before the bud stage. Apply when musk thistles or other biennial species are in the seedling to rosette stage and before flower stalks appear. Refer to the "Weeds Controlled" section for a listing of susceptible weed species and weeds that may be only partially controlled and require repeat applications and/or use of higher rates, even under ideal conditions of application.
Spot Treatment to control broadleaf weeds	See Instructions for "Spot Treatment" under "Application Instructions"	Note: To control broadleaf weeds in small areas with a hand sprayer, use an application rate equivalent to the listed broadcast rate and spray to thoroughly wet all foliage. See rate conversion table and instructions for "Spot Treatment" and use of hand-held sprayers under "Application Instructions."
[Tree Injection Application	See instructions for tree injection application in "Forestry Uses" section.]	
Wild garlic and wild onion	4	Make two applications starting in late fall or early spring.
Broadleaf weed control in newly sprigged coastal bermudagrass	2 to 4	Applications may be made either preemergence or postemergence. Follow "Specific Use Directions" for annual, biennial and perennial broadleaf weed control, above.
Southern wild rose Broadcast application Spot treatment	up to 4 4 pints/100 gal of spray	Broadcast: Apply in spray volume of [5 or more gallons per acre by aircraft or] 10 or more gallons per acre by ground equipment. Spot treatment: Apply when foliage is well developed. Thorough coverage is required. Use 4 pints of EH-1487 Herbicide plus 4 to 8 fluid ounces of an agricultural surfactant per 100 gallons of water. Two treatments may be required. Do not exceed 4 pt per acre per application.
CRP Acres - For program lands such as CRP, consult program rules to determine whether grass or hay may be used. The more restrictive requirements of the program rules or this label must be followed.		

PASTURE & RANGELAND RESTRICTIONS:

- For susceptible annual and biennial broadleaf weeds do not exceed 2 pints per acre per application. For moderately susceptible biennial and perennial broadleaf weeds and woody plants, do not exceed 4 pints per acre per application.
- Spot treatment: Do not apply more than 4 pints per acre per application [2.0 lb ae/a].
- Broadcast treatment: Maximum of two applications per year. Maximum of 8 pints of product per acre per year [4.0 lb ae/a per year]. Minimum of 30 days between applications.
- Pre-Harvest Interval for cut forage for hay is 7 days
- If grass is to be cut for hay, Agricultural Use Requirements for the Worker Protection Standard are applicable.

EH-1487 HERBICIDE contains 0.47 pounds a.e. of 2,4-D per pint. When tank mixing with products that contain 2,4-D, do not exceed a combined total of 4.0 pounds of a.e. per acre per year.

6.2 Cereal Grains (Wheat, Barley, Millet, Oats, Rye)

(Not under seeded with Legumes)

Crop/Application Timing	EH-1487 HERBICIDE (pt/acre)	Specific Use Directions
Wheat, Barley, Millet Rye Annual and biennial & Broadleaf weeds	1/2 to 2 *	Apply after crop is fully tillered, but before boot stage of growth (usually 4 to 8 inches tall) and weeds are small. Do not apply before tillering or from early boot through the milk stage of growth.
Perennial broadleaf weeds	1 to 2 *	
Oats (Spring Seeded)	1/2	Apply after crop is fully tillered, but before boot stage of growth (usually 4 to 8 inches tall) and weeds are small. Do not apply before tillering or from early boot through the milk stage of growth. Do not apply during or immediately following cold weather.
(Fall Seeded Southern)	3/4 to 1 1/4 *	
Preharvest application (all cereals)	1	Apply using [air or] ground equipment to control weeds that could interfere with harvest, or to suppress perennial weeds. Apply when grain is in dough stage. Do not apply from early boot through the milk stage of growth.

* Use the lower rate in the rate range if small annual or biennial weeds are the major problem. Use the higher rate if perennial weeds or biennial weeds are present that are considered to be hard-to-kill as determined by local experience. Higher rates increase the risk of crop injury and should be used only where weed control justifies such risk. Do not apply EH-1487 HERBICIDE at the crop seedling stage of growth. Consult state agricultural experiment station or extension service weed specialists for recommendations or suggestions to fit local conditions.

CEREAL GRAIN RESTRICTIONS:

- Postemergence:
 - Make no more than one application per crop cycle.
 - Do not apply more than 2-2/3 pints per acre per application.
- Preharvest:
 - Make no more than one application per crop cycle.
 - Do not apply more than 1 pint per acre per application.
- Pre-Harvest Interval is 14 days.

EH-1487 HERBICIDE contains 0.47 pounds a.e. of 2,4-D per pint. When tank mixing with products that contain 2,4-D, do not exceed a combined total of 1.75 pounds of a.e. per acre per year.

6.3 Corn (Field Corn, Popcorn and Sweet Corn)

Application Timing/ Stage of Growth	EH-1487 HERBICIDE (pt/acre)	Specific Use Directions
Preplant (Burndown) Preemergence (Field corn, popcorn, and sweetcorn)	1 to 2	For best results, growth conditions should be favorable for active weed growth. Use high rate in rate range for less susceptible weeds, cover crops such as alfalfa, weeds in advanced stages of development, or under less favorable growth conditions. Preplant: Apply 7 to 14 days before planting corn to control emerged broadleaf weed seedlings or existing cover crops. Preemergence: Apply any time after planting, but before corn emergence to control broadleaf weed seedlings or existing cover crops. Do not use on light sandy soils.

Application Timing/ Stage of Growth	EH-1487 HERBICIDE (pt/acre)	Specific Use Directions
Postemergence (Field corn, popcorn, and sweet corn) Annual broadleaf weeds Crop up to 8 inches tall	1/2 to 1	Apply when weeds are small and corn is less than 8 inches tall (to top of canopy). If corn is more than 8 inches tall, use drop nozzles to keep spray off foliage. Treat perennial weeds when they are in bud to bloom stage.
Crop 8 inches tall to tasseling (directed spray only)	1	Do not apply from tasseling to hard dough stage. Note: Corn treated with 2,4-D may become temporarily brittle. Wind or cultivation may cause stem breakage during the period of time that corn is brittle.
Perennial broadleaf weeds	1	Sweet corn: To minimize potential for crop injury, use only lowest rate in rate range.
Preharvest (Field corn and popcorn only)	Up to 3	Apply after corn is in hard dough (or denting) stage. Do not make preharvest applications to sweet corn.

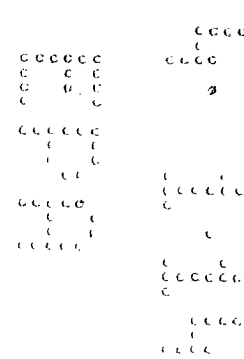
CORN RESTRICTIONS (FIELD and POP):

- Do not forage or feed corn fodder to livestock for 7 days following application.
- Preplant or Preemergence:
 - Do not make more than one application per crop cycle
 - Do not apply more than 2 pints per acre per application
- Postemergence:
 - Do not make more than one application per crop cycle
 - Do not apply more than 1 pint per acre per application
- Preharvest:
 - Do not make more than one application per crop cycle
 - Do not apply more than 3 pints per acre per application
- Minimum spray interval between applications is 30 days.
- Pre-Harvest interval is 7 days

EH-1487 HERBICIDE contains 0.47 pounds a.e. of 2,4-D per pint. When tank mixing with products that contain 2,4-D, do not exceed a combined total of 3.0 pounds of a.e. per acre per year.

CORN RESTRICTIONS (SWEET):

- Do not use treated crop as fodder for 7 days following application.
- The preharvest interval (PHI) is 45 days.
- Minimum of 21 days between applications.
- Maximum of 3 pints per acre per crop cycle.
- Preplant or Preemergence:
 - Limited to one preplant or preemergence application per crop cycle.
 - Maximum of 2 pints per acre per application.
- Postemergence:
 - Limited to one postemergence application per crop cycle.
 - Maximum of 1 pint per acre per application.



6.4 Sorghum (Grain Sorghum (Milo) and Forage Sorghum)

Application Timing/ Stage of Growth	EH-1487 HERBICIDE (pt/acre)	Specific Use Directions
Postemergence * Crop 6 to 8 inches tall	1/2 to 1 *	Apply when sorghum is 6 to 15 inches tall. If sorghum is more than 8 inches tall (top of canopy), use drop nozzles to keep spray off of foliage. Do not use with oil or other adjuvants. Do not treat during boot, flowering or dough stage.
Crop 8 to 15 inches tall (directed spray only)	3/4 to 1	
* Temporary crop injury can be expected under conditions of high soil moisture and high air temperatures. If it is necessary to apply EH-1487 HERBICIDE under these conditions, use no more than 2/3 pint per acre.		

SORGHUM RESTRICTIONS:

- Postemergence:
 - Do not make more than one application per crop cycle
 - Do not apply more than 1 pint per acre per application
- Do not permit meat or dairy animals to consume treated crop as fodder or forage for 30 days following application
- Preharvest Interval is 30 days.

EH-1487 HERBICIDE contains 0.47 pounds a.e. of 2,4-D per pint. When tank mixing with products that contain 2,4-D, do not exceed a combined total of 0.5 pounds of a.e. derived from ester forms of 2,4-D per acre per year.

6.5 Soybeans – For Use in Crop Residue Management Systems

(Pre-plant Burndown Application Only)

Application Timing	EH-1487 HERBICIDE (pt/acre)	Specific Use Directions
Preplant (Burndown)	3/4 to 1	Apply not less than 7 days before planting soybeans. See Use Precautions and Restrictions below.
	1 to 2	Apply not less than 15 days before planting soybeans. See Use Precautions and Restrictions below.
Use Directions: Use EH-1487 HERBICIDE to control emerged broadleaf weeds or existing cover crops. For best results, apply when weeds are small and actively growing. Use the higher rate in the respective rate range for larger weeds and when perennials are present. Compatible crop oil concentrates, agricultural surfactants and fluid fertilizers approved for use on growing crops may be added to spray mixtures to increase the herbicidal effectiveness on certain weeds. Read and follow all directions and precautions on this label and on the label of each product added to the spray mixture.		

RESTRICTIONS AND LIMITATIONS FOR USE IN SOYBEANS:

- Do not apply this product prior to planting soybeans if you are not prepared to accept the results of soybean injury including possible loss of stand and yield.
- Do not use on low organic sandy soils (less than 1.0%).
- Do not apply this product when weather conditions such as temperature, air inversions, or wind favor drift from treated areas to susceptible plants.
- Do not mow or cultivate weeds prior to treating with this product as poor control may result.
- Do not replant fields treated with this product in the same growing season with crops other than those labeled for 2,4-D use.
- Do not exceed 2 pints per acre per crop cycle.

- The 1 pint rate is limited to 2 applications per crop cycle, and the 2 pint rate is limited to 1 application per crop cycle.
- Pre-plant (2 application option):
 - Do not apply more than 1 pint per acre per preplant application.
 - Do not apply within 7 days of planting soybeans.
- Pre-plant (single application option):
 - Do not apply more than 2 pints per acre.
 - Do not apply within 15 days of planting soybeans.

EH-1487 HERBICIDE contains 0.47 pounds a.e. of 2,4-D per pint. When tank mixing with products that contain 2,4-D, do not exceed a combined total of 1.0 pound of a.e. per acre per year.

6.6 Ornamental Turf (Excluding Grasses Grown For Seed or Sod Farms)

(Includes lawns, golf courses, cemeteries and parks, airfields, roadsides, vacant lots, drainage ditch banks)

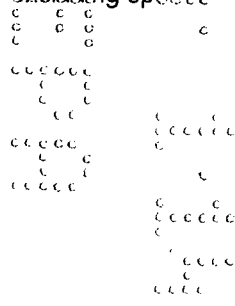
Use Requirements for Ornamental Turf Areas: When this product is applied to ornamental turf areas, follow PPE and reentry instructions in the "Non-agricultural Use Requirements" section of this label.

Treatment Site (Application Timing)	EH-1487 HERBICIDE (pt/acre)	Specific Use Directions
Ornamental Turf (Postemergence) Seedling grass (five-leaf stage or later)	3/4 to 1	Apply when weeds are small and actively growing. For best results, apply when soil moisture is adequate for active weed growth.
Well-established grasses	2 to 3	Deep-rooted perennial weeds such as bindweed and Canada thistle may require repeat applications.
Biennial and perennial Broadleaf weeds	3	Do not apply to newly seeded grasses until well established (five-leaf stage or later) and then use a maximum of 1 pt/acre. Cool season grasses are tolerant of higher rates.

ORNAMENTAL TURF RESTRICTIONS:

- Do not apply more than 3 pints per acre per application.
- Do not exceed a total of 3.0 pounds a.e. per acre per year, excluding spot treatments.
- Limited to 2 applications per year.

EH-1487 HERBICIDE contains 0.47 pounds a.e. of 2,4-D per pint. When tank mixing with products that contain 2,4-D, do not exceed a combined total of 4.0 pounds of a.e. per acre per year excluding spot treatments.



15/
22

6.7 Grasses Grown For Seed or Sod Farms

Agricultural Use Requirements: When used in grass grown for seed or sod farms, follow RPE and reentry instructions in the "Agricultural Use Requirements" section of this label.

Treatment Site (Application Timing)	EH-1487 HERBICIDE (pt/acre)	Specific Use Directions
Grasses Grown for Seed (Postemergence Use) Seedling grass (five-leaf stage or later) Well-established grasses	3/4 to 1 1 to 4	Apply when weeds are small and actively growing. For best results, apply when soil moisture is adequate for active weed growth. Do not apply to newly seeded grasses until well established (five-leaf stage or later) and then use a maximum of 1 pt/acre. Cool season grasses are tolerant of higher rates.
Sod Farms (Postemergence)	2 to 4	Do not apply to grass in the early boot through milk stage if seed production is desired. When grass is well established, higher rates of up to 4 pints/acre may be applied for control of hard-to-kill annual or perennial weeds. Deep-rooted perennials such as bindweed and Canada thistle may require repeat applications. Avoid mowing sod farms for 1 to 2 days before or after application. Delay irrigation until the day following application.

GRASS SEED CROP RESTRICTIONS:

- Do not graze dairy cattle within 7 days of application. Do not apply this product within 30 days of cutting grass for hay. Remove meat animals from treated areas 7 days prior to slaughter.
- Do not apply more than 4 pints per acre per application.
- Do not make more than 2 applications per year.
- Minimum spray interval between applications is 21 days.
- Do not apply more than 8 pints per acre per year.
- If grass is to be cut for hay, Agricultural Use requirements for the Worker Protection Standard are applicable.

EH-1487 HERBICIDE contains 0.47 pounds a.e. of 2,4-D per pint. When tank mixing with products that contain 2,4-D, do not exceed a combined total of 4.0 pounds of a.e. per acre per year.

6.8 Fallow Land and Crop Stubble

Fallow Land is considered to be idle cropland, postharvest to crops or between crops.

Type of Weeds	EH-1487 HERBICIDE (pt/acre)	Specific Use Directions
Annual broadleaf weeds	1 to 2	Use a lower rate in the rate range when weeds are small (2 to 3 inches tall) and actively growing. Use a higher rate in the rate range when weeds are larger and under less favorable growth conditions.

Type of Weeds	EH-1487 HERBICIDE (pt/acre)	Specific Use Directions
Biennial broadleaf weeds	2 to 4	Apply when musk thistles or other biennial species are in the seedling to rosette stage and before development of flower stalks. The lower rate can be used in the spring during the rosette stage. Use the highest rate in the fall or after flower stalks have developed.
Perennial broadleaf weeds	2 to 4	Apply when perennial weeds are in bud to early bloom stage or while in good vegetative growth.
Wild garlic and onion in crop stubble	4	Apply to new regrowth of wild garlic or onion that occurs in the fall after harvest of other crops.

FALLOW LAND RESTRICTIONS:

- Only labeled crops can be planted within 29 days of application.
- Do not apply more than 4 pints per acre per application.
- Do not make more than 2 applications per year.
- Minimum spray interval between applications is 30 days.

EH-1487 HERBICIDE contains 0.47 pounds a.e. of 2,4-D per pint. When tank mixing with products that contain 2,4-D, do not exceed a combined total of 4.0 pounds of a.e. per acre per year.

6.9 Non-Cropland Areas

Such as fencerows, hedgerows, roadsides, drainage ditches, rights-of-way, utility power lines, railroads, airports, and industrial sites.

Treatment Site Method of Application	EH-1487 HERBICIDE (pt/acre)	Specific Use Directions
Annual broadleaf weeds	2 to 4	Apply when annual weeds are small and growing actively before the bud stage. Biennial and perennial weeds should be rosette to bud stage, but not flowering at the time of application. For difficult to control perennial broadleaf weeds and woody species, tank mix up to 4 qt of EH-1487 HERBICIDE plus 1 to 8 pints of Triclopyr 3A herbicide per acre. For ground application: (High volume) apply a total spray volume of 100 to 400 gallons per acre; (low volume) apply a total spray volume of 10 to 100 gallons per acre. [For helicopter: Apply a total spray volume of 5 to 30 gallons per acre.]
Biennial and perennial broadleaf weeds and susceptible woody plants	4 to 8	
Spot Treatment to control Broadleaf weeds	See Instructions for "Spot Treatment" under "Application Instructions"	Note: To control broadleaf weeds in small areas with a hand sprayer, use an application rate equivalent to the broadcast rate and spray to thoroughly wet all foliage. See rate conversion table and instructions for "Spot Treatment" and use of hand-held sprayer under "Application Instructions."
[Tree injection Application	See instructions for tree injection application in "Forestry Uses" section.]	

Treatment Site Method of Application	EH-1487 HERBICIDE (pt/acre)	Specific Use Directions
Southern wild rose Broadleaf application	up to 4	Broadcast: Apply in a spray volume of [5 or more gallons per acre by aircraft or] 10 or more gallons per acre by ground equipment.
Spot treatment	8 pints/100 gal of spray	Apply when foliage is well developed. Thorough coverage is required. Use 8 pints of EH-1487 HERBICIDE plus 4 to 8 fluid ounces of an agricultural surfactant per 100 gallons of water. Two or more treatments may be required.

WEED CONTROL RESTRICTIONS:

- Postemergence (annual & perennial weeds):
 - Do not make more than 2 applications per year.
 - Do not apply more than 4 pints per acre per application.
 - Minimum spray interval between applications is 30 days.
- Postemergence (woody plants):
 - Do not make more than 1 application per year.
 - Do not apply more than 8 pints per acre per application.
- Applications to non-cropland areas are not applicable to treatment of commercial timber or other plants being grown for sale or other commercial use, or for commercial seed production, or for research purposes.

EH-1487 HERBICIDE contains 0.47 pounds a.e. of 2,4-D per pint. When tank mixing with products that contain 2,4-D, do not exceed a combined total of 4.0 pounds of a.e. per acre per year.

[6.10 Forestry Uses

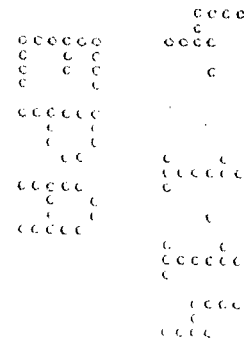
Forest site preparation, forest roadsides, brush control, established conifer release, including Christmas trees and reforestation areas.

Treatment Site Method of Application	EH-1487 HERBICIDE	Specific Use Directions
Annual Weeds	2 to 4 pt/acre	Apply when weeds are small and growing actively before the bud stage. Apply when biennial and perennial species are in the seedling to rosette stage and before flower stalks appear. For difficult to control perennial broadleaf weeds and woody species, use up to 4 qt of EH-1487 HERBICIDE and 1 to 4 qt of Triclopyr 3A herbicide per acre.
Biennial and perennial broadleaf weeds and susceptible woody plants	4 to 8 pt/acre	
Spot Treatment to control broadleaf weeds	See Instructions for "Spot Treatment" under "Application Instructions"	Note: To control broadleaf weeds in small areas with a hand sprayer, use an application rate equivalent to the broadcast rate and spray to thoroughly wet all foliage. See rate conversion table and instructions for "Spot Treatment" and use of hand-held sprayers under "Application Instructions."

Treatment Site Method of Application	EH-1487 HERBICIDE	Specific Use Directions
Conifer Release: Species Such as white pine, ponderosa pine, jack pine, red pine, black spruce, white spruce, red spruce, and balsam fir.	3 to 6 pts/acre	To control competing hardwood species such as alder, aspen, birch, hazel, and willow, apply from mid to late summer when growth of conifer trees has hardened off and woody plants are still actively growing. Apply with ground or air equipment, using sufficient spray volume to ensure complete coverage. Because this treatment may cause occasional conifer injury, do not apply if such injury cannot be tolerated.
Directed Spray: Conifer Plantations including pine	8 pts/100 gal	Apply when brush or weeds are actively growing by directing the spray so as to avoid contact with conifer foliage and injurious amounts of spray. Apply in water carrier in a spray volume of 10 to 100 gallons per acre.
Surface of Cut Stumps (May also be used in rangeland, pastures, and noncropland)	1.75 fl oz/gal of water	Apply as soon as possible after cutting trees. Thoroughly soak the entire stump with 2,4-D mixture including cut surface, bark and exposed roots.
Frill and Girdle (May also be used in rangeland, pastures, and noncropland)		Cut frills (overlapping V-shaped notches cut downward through the bark in a continuous ring around the base of the tree) using an axe or other suitable tool. Saturate the freshly cut frills with the 2,4-D mixture.
Tree Injection Application (May also be used in rangeland, pastures, and noncropland)	(1 to 2 ml per injection site)	To control and prevent resprouting of unwanted hardwood trees such as elm, hickory, oak, and sweetgum in forests and other non-crop areas, apply by injecting at a rate of 1 ml of undiluted EH-1487 HERBICIDE per inch of trunk diameter as measured at breast height (DBH), approximately 4 1/2 ft above the ground. Injection sites, however, should be as close to the root collar as possible and the injection bit must penetrate the inner bark. Applications may be made throughout the year, but for best results apply between May 15 and October 15. Maples should not be treated during the spring sap flow. For hard to control species such as ash, maple, and dogwood use 2 ml of undiluted EH-1487 HERBICIDE per injection site or double the number of 1 ml injections. Note: No Worker Protection Standard worker entry restrictions or worker notification requirements apply when this product is directly injected into agricultural plants.

FOREST MANAGEMENT RESTRICTIONS:

- Broadcast Application:
 - Do not make more than 1 application per year.
 - Do not apply more than 8 pints per acre per application.
- Injection Application:
 - Do not make more than 1 application per year.
 - Do not apply more than 2 ml per injection site.
- Basal Spray, Cut Surface-Stump, and Frill treatments
 - Do not make more than 1 application per year.
 - Do not apply more than 8.0 lb ae 2,4-D per 100 gallons of spray solution.



EH-1487 HERBICIDE contains 0.47 pounds a.e. of 2,4-D per pint. When tank mixing with products that contain 2,4-D do not exceed a combined total of 4.0 pounds of ae per acre per year for broadcast applications and 8.0 pound of ae for basal spray, cut surface-stump, and frill applications in forest management sites.]

STORAGE AND DISPOSAL

Do not contaminate water, food or feed by storage and disposal.

PESTICIDE STORAGE: Open dumping is prohibited. Do not store this product near fertilizers, seeds, insecticides or fungicides. Re-close all partially used containers by thoroughly tightening screw cap. Absorb any spill with a suitable clay absorbent and dispose of as indicated under "Pesticide Disposal."

PESTICIDE DISPOSAL: Pesticide wastes are toxic. Improper disposal of excess pesticide, spray mixture or rinsate is a violation of Federal law. If these wastes cannot be disposed of by use according to label instructions, contact your State Pesticide or Environmental Control Agency, or the Hazardous Waste representative at the nearest EPA Regional Office for guidance.

CONTAINER HANDLING: Non-refillable containers (1, 2.5, 30 & 55 gallon): Do not reuse or refill this container.

Triple rinse or pressure rinse container (or equivalent) promptly after emptying.

[OR Triple rinse container (or equivalent) promptly after emptying.

[For non-refillable containers <5 gallons :]

Triple rinse as follows: Empty the remaining contents into application equipment or a mix tank and drain for 10 seconds after the flow begins to drip. Fill the container ¼ full with water and recap. Shake for 10 seconds. Pour rinsate into application equipment or a mix tank or store rinsate for later use or disposal. Drain for 10 seconds after the flow begins to drip. Repeat this procedure two more times.

[For non-refillable containers >5 gallons:]

Triple rinse as follows: Empty the remaining contents into application equipment or a mix tank. Fill the container 1/4 full with water. Replace and tighten closures. Tip container on its side and roll it back and forth, ensuring at least one complete revolution, for 30 seconds. Stand the container on its end and tip it back and forth several times. Turn the container over onto its other end and tip it back and forth several times. Empty the rinsate into application equipment or a mix tank or store rinsate for later use or disposal. Repeat this procedure two more times.

Pressure rinse as follows: Empty the remaining contents into application equipment or a mix tank and continue to drain for 10 seconds after the flow begins to drip. Hold container upside down over application equipment or mix tank or collect rinsate for later use or disposal. Insert pressure rinsing nozzle in the side of the container, and rinse at about 40 PSI for at least 30 seconds. Drain for 10 seconds after the flow begins to drip.

Then offer for recycling, if available, or puncture and dispose of in a sanitary landfill, or by incineration, or, if allowed by state and local authorities, by burning. If burned, stay out of smoke.

[For refillable containers (250 gallon & bulk):]

Refill this container with pesticide only. Do not reuse this container for any other purpose. Cleaning the container before final disposal is the responsibility of the person disposing of the container. Cleaning before refilling is the responsibility of the refiller.

To clean the container before final disposal, empty the remaining contents from the container into application equipment or mix tank. Fill the container about 10 percent full with water. Agitate vigorously or recirculate water with the pump for 2 minutes. Pour or pump rinsate into application equipment or rinsate collection system. Repeat this rinsing process two more times.

Use of this product in certain portions of California, Oregon, and Washington is subject to the January 22, 2004 Order for injunctive relief in Washington Toxics Coalition, et. Al. v. EP, C01—132C, (W.D. WA) For further information, please refer to <http://www.epa.gov/espp/wtc>.

LIMITED WARRANTY AND DISCLAIMER

IMPORTANT: Read this LIMITED WARRANTY AND DISCLAIMER before buying or using this product. By opening and using this product, buyer and all users agree to accept the terms of this LIMITED WARRANTY AND DISCLAIMER in their entirety and without exception. If the terms are not acceptable, return this product unopened immediately to the point of purchase, and the purchase price will be refunded in full.

It is impossible to eliminate all risks inherently associated with use of this product. Damage to the treated article, ineffectiveness, or other unintended consequences can result from use of the product under abnormal conditions such as weather, presence of other materials, or the manner or use of application, etc. Such factors and conditions are beyond the control of the manufacturer, and **BY PURCHASING AND USING THIS PRODUCT THE BUYER AND ALL USERS OF THIS PRODUCT AGREE TO ACCEPT ALL SUCH RISKS.** Buyer and all users further agree to assume all risks of loss or damage from the use of the product in any manner that is not explicitly set forth in or that is inconsistent with label instructions, warnings and cautions.

The manufacturer warrants only that this product conforms to the chemical description given on the label, and that the product is reasonably suited for the labeled use when applied according to the Directions for Use, subject to the inherent risks described below. **TO THE EXTENT CONSISTENT WITH APPLICABLE LAW, THE MANUFACTURER NEITHER MAKES NOR INTENDS ANY OTHER EXPRESS OR IMPLIED WARRANTIES, INCLUDING ANY WARRANTY OF MERCHANTABILITY OR FITNESS FOR A PARTICULAR PURPOSE, WHICH ARE HEREBY EXPRESSLY DISCLAIMED.**

THE EXCLUSIVE REMEDY OF BUYER AND ALL USERS OF THIS PRODUCT, AND THE EXCLUSIVE LIABILITY OF THE MANUFACTURER, FOR ANY AND ALL LOSSES, DAMAGES, OR INJURIES RESULTING FROM THE USE OF HANDLING OF THIS PRODUCT, WHETHER OR NOT BASED IN CONTRACT, NEGLIGENCE, STRICT LIABILITY IN TORT OR OTHERWISE, SHALL BE LIMITED, AT THE MANUFACTURER'S OPTION, TO REPLACEMENT OR THE REPAYMENT OF THE PURCHASE PRICE FOR THE QUANTITY OF PRODUCT WITH RESPECT TO WHICH DAMAGES ARE CLAIMED. TO THE EXTENT CONSISTENT WITH APPLICABLE LAW, IN NO CASE SHALL THE MANUFACTURER BE LIABLE FOR INCIDENTAL, CONSEQUENTIAL, OR SPECIAL DAMAGES RESULTING FROM THE USE OR HANDLING OF THE PRODUCT. The Manufacturer must be promptly notified in writing of any claims, whether based in contract, tort, negligence, strict liability, or otherwise, to be eligible to receive either remedy stated above.

The terms of this LIMITED WARRANTY AND DISCLAIMER cannot be varied by any written or verbal statements or agreements at the point of sale or elsewhere. No employee or agent of the manufacturer or seller is authorized to vary or exceed the terms of this LIMITED WARRANTY AND DISCLAIMER in any manner.

Gly Star(TM) and Solve(TM) are trademarks of Albaugh, Inc.
Poast®, Prowl®, Pursuit®, Scepter® and Squadron® are registered trademarks of BASF Ag Products.
Honcho®, Roundup® and Roundup® D-Pak® are registered trademarks of the Monsanto Company.
Gramoxone® is a registered trademark of Syngenta Crop Protection, Inc.

APPENDIX

1. Statements which may appear on different label components depending on packaging configuration.

- See next panel for additional Precautionary Statements and First Aid
- Net Contents: _____
- EPA Est. No. _____

2. Advertising claims that may be presented on container labeling, advertisements, brochures, and other marketing/sales promotional materials:

Herbicide Benefit Claims:

- Controls over 100 [90] [listed] broadleaf weeds including: Dandelion, Cocklebur, Thistle, Bindweed & Other Nuisance Weeds [As Listed]
- Appropriate for a variety of weed control uses
- Kills cocklebur, thistle, bindweed and other nuisance weeds
- Kill weeds without harming pasture grass
- Kill weeds in corn and small grain crops
- Controls most common broadleaf weeds and woody brush species in Pasture & Rangeland; and, in crops such as Corn, Sorghum, Wheat, Barley, and Oats.

General Marketing Claims:

- New formulation
- New Color
- Low odor
- CONTAINS NO SOLVENT
- Solvent free
- Low VOCs
- Low volatile organic compounds
- Meets California VOC requirements
- A low volatile ester
- Lawns, Pastures, Rangeland, Corn & Small Grains
- Also, for use in • Lawns • Golf Courses • Cemeteries • Parks • Airfields • Roadsides • Vacant Lots
- Pastures, Small Grains, Corn, Other Grass Areas
- Mix with fertilizer for a do-it-yourself weed & feed
- Mixes Easily With Liquid Fertilizers
- Getting Started
- Amount to Use

Lawns: 1.1 fl.oz./ 1,000 sq.ft.

Pasture & Rangeland: For Annual Broadleaf Weeds, use 1 qt/acre; For Perennial Broadleaf Weeds, use ½ quart to 1 quart/ ½ acre

- [Telephone Icon/Computer Icon] For questions or comments call toll-free 1-800-821-7925 Mon. – Fri. 8:00 a.m. – 4:30 p.m. CST or visit our website at www.GordonsUSA.com
- GlyStar(TM) and Solve(TM) are trademarks of Albaugh, Inc.
- Poast®, Prowl®, Pursuit®, Scepter® and Squadron® are registered trademarks of BASF Ag Products.
- Honcho®, Roundup® and Roundup® D-Pak® are registered trademarks of the Monsanto Company.
- Gramoxone® is a registered trademark of Syngenta Crop Protection, Inc.

