

2217-930

04-26-2012

1/17



UNITED STATES ENVIRONMENTAL PROTECTION AGENCY
WASHINGTON, D.C. 20460

OFFICE OF CHEMICAL SAFETY
AND POLLUTION PREVENTION

James L. Kunstman
PBI/Gordon Corporation
1217 W. 12th St PO Box 014090
Kansas City, Missouri
64101-0090

Subject: Notification per PR Notice 98-10
EH-1471 Herbicide
EPA Reg. No. 2217-930
Application dated February 14, 2012

Dear Mr. Kunstman:

The Agency is in receipt of your Application for Pesticide Notification under Pesticide Registration Notice (PRN) 98-10 of the subject product. The Registration Division (RD) has conducted a review of this request for its applicability under PRN 98-10 and finds that the action requested falls within the scope of PRN 98-10. The label submitted with the application has been date-stamped "Notification" and will be placed in our records.

If you have any questions, please contact Hope Johnson at 703-305-5410.

Sincerely,

A handwritten signature in cursive script, appearing to read "Kathryn Montague".

Kathryn Montague
Product Manager 23
Herbicide Branch
Registration Division (7505P)



United States
Environmental Protection Agency
Washington, DC 20460

Registration
 Amendment
 Other

OPP Identifier Number

Application for Pesticide - Section I

1. Company/Product Number 2217- 930	2. EPA Product Manager Kathryn V. Montague	3. Proposed Classification <input checked="" type="checkbox"/> None <input type="checkbox"/> Restricted
4. Company/Product (Name) EH-1471 Herbicide	PM# Product Manager—Team 23	
5. Name and Address of Applicant (Include ZIP Code) PBI/Gordon Corporation Post Office Box 014090 Kansas City, Missouri 64101 <input type="checkbox"/> Check if this is a new address	6. Expedited Review. In accordance with FIFRA Section 3(c)(3) (b)(i), my product is similar or identical in composition and labeling to: EPA Reg. No. _____ Product Name _____	

NOTIFICATION

Section - II

<input type="checkbox"/> Amendment - Explain below.	<input type="checkbox"/> Final printed labels in response to Agency letter dated APR 26 2012
<input type="checkbox"/> Resubmission in response to Agency letter dated _____	<input type="checkbox"/> "Me Too" Application.
<input checked="" type="checkbox"/> Notification - Explain below.	<input type="checkbox"/> Other - Explain below.

Explanation: Use additional page(s) if necessary. (For section I and Section II.)

Labeling notification per PRN 98-10: Notifications, Non-notifications and Minor Formulation Amendments. Section II (N): Other revisions.

e-mail to jkunstman@pbigordon.com FAX: 816-421-2731

Section - III

1. Material This Product Will Be Packaged In:				2. Type of Container	
Child-Resistant Packaging <input type="checkbox"/> Yes* <input checked="" type="checkbox"/> No	Unit Packaging <input type="checkbox"/> Yes <input checked="" type="checkbox"/> No	Water Soluble Packaging <input type="checkbox"/> Yes <input checked="" type="checkbox"/> No		<input type="checkbox"/> Metal	<input checked="" type="checkbox"/> Plastic
* Certification must be submitted				<input type="checkbox"/> Glass	<input type="checkbox"/> Paper
If "Yes" Unit Packaging wgt.	No. per container	If "Yes" Package wgt.	No. per Container	<input type="checkbox"/> Other (Specify) _____	
3. Location of Net Contents Information <input checked="" type="checkbox"/> Label <input type="checkbox"/> Container		4. Size(s) Retail Container 1 and 2.5 gallons		5. Location of Label Directions <input checked="" type="checkbox"/> On Label <input type="checkbox"/> On Labeling accompanying product	
6. Manner in Which Label is Affixed to Product <input type="checkbox"/> Lithograph <input type="checkbox"/> Other _____ <input checked="" type="checkbox"/> Paper glued <input type="checkbox"/> Stenciled					

Section - IV

1. Contact Point (Complete items directly below for identification of individual to be contacted, if necessary, to process this application.)		
Name James L. Kunstman, Ph.D.	Title Director of Regulatory Services	Telephone No. (Include Area Code) 816-466-6292
Certification I certify that the statements I have made on this form and all attachments thereto are true, accurate and complete. I acknowledge that any knowingly false or misleading statement may be punishable by fine or imprisonment or both under applicable law.		6. Date Application Received (Stamped)
2. Signature 	3. Title Director of Regulatory Services	
4. Typed Name James L. Kunstman, Ph.D.	5. Date February 14, 2012	



1217 W. 12th STREET · P.O. BOX 014090
KANSAS CITY, MISSOURI 64101-0090
816-421-4070 · 1-800-821-7925
FAX: 816-474-0462

3
17

February 14, 2012

Document Processing Desk (NOTIF)
Office of Pesticide Programs (7504P)
U.S. Environmental Protection Agency
Room S-4900, One Potomac Yard
2777 South Crystal Drive
Arlington, VA 22202-4501
Attn: Kathryn V. Montague, PM-23

Dear Ms. Montague:

Subject: Labeling notification per PRN 98-10: Notifications, Non-notifications and Minor Formulation Amendments. Section II (N): Other revisions.

EH 1471 Herbicide (EPA Reg. No. 2217-930)

I. Labeling notification per PRN 98-10:

1. *The addition of zoysiagrass:* We ask to add zoysiagrass as a turf species to be treated in the established sites previously-approved on February 5, 2010. The number of applications, the application methods, and the application rate or dosage rate for turfgrass have been maintained without change. Please refer to pages 4 and 9 of the labeling.
2. *Target weeds:* We intend to add target weeds without changing the frequency of application, dosage rates, or methods of application. Please refer to page 10 of the labeling.
3. *Cultural practices:* We ask to revise plant-back interval for late summer and early fall seedings. Please refer to page 5 of the labeling.
4. *State restrictions:* This product is not currently registered in New York State. However, we are resolving the labeling issues for use in New York and we ask to change the guidance on page 9.
5. *Advertising claims:* We ask to add two advertising claims. Please refer to page 13 of the labeling.

II. Certification:


This notification is consistent with the provisions of PR Notice 98-10 and EPA regulations at 40 CFR 152.46, and no other changes have been made to the labeling or the confidential statement of formula of this product. I understand that it is a violation of 18 U.S.C. Sec. 1001 to willfully make any false statement to the EPA. I further understand that if this notification is not consistent with the terms of PR Notice 98-10 and 40 CFR 152.46, this product may be in violation of FIFRA and I may be subject to enforcement action and penalties under Section 12 and 14 of FIFRA.

III. Enclosures:


1. Application for Pesticide Amendment (EPA Form 8570-1)
2. One (1) annotated version of the draft labeling and
3. One (1) version of the draft labeling without notations
4. One (1) CD with certification.

If you have any questions, please call me at 816-460-6292 or contact me at jkunstman@pbigordon.com.

Sincerely,



James L. Kunstman, Ph.D.



5
17

EH-1471 HERBICIDE

NOTIFICATION

APR 26 2012

EPA Reg. No. 2217-930

Alternate Brand Name: Q4 Plus Turf Herbicide for Grassy & Broadleaf Weeds

ACTIVE INGREDIENT:

Quinclorac	8.43%
Sulfentrazone	0.69%
2,4-D, dimethylamine salt	11.81%
Dicamba, dimethylamine salt	1.49%
INERT INGREDIENTS:	<u>77.58%</u>
TOTAL	100.00%

THIS PRODUCT CONTAINS:

- 0.75 lb 3,7-dichloro-8-quinolinecarboxylic acid per gallon or 8.43%
- 0.06 lb N-[2,4-dichloro-5-[4-(difluoromethyl)-4,5-dihydro-3-methyl-5-oxo-1H-1,2,4-triazol-1-yl]phenyl]methanesulfonamide per gallon or 0.69%
- 0.88 lb 2,4-dichlorophenoxyacetic acid equivalent per gallon or 9.81%
- 0.10 lb 3,6-dichloro-o-anisic acid equivalent per gallon or 1.24%

Isomer Specific By AOAC Methods.

CAS Registry Numbers: Quinclorac (84087-01-4), Sulfentrazone (122836-35-5), Dicamba, dimethylamine salt (2300-66-5), 2,4-D, dimethylamine salt (2008-39-1)

KEEP OUT OF REACH OF CHILDREN

CAUTION

Si Usted no entiende la etiqueta, busque a alguien para que se la explique a Usted en detalle. (If you do not understand the label, find some one to explain it to you in detail.)

STOP! READ THE ENTIRE LABEL FIRST. OBSERVE ALL PRECAUTIONS AND FOLLOW DIRECTIONS CAREFULLY.

PRECAUTIONARY STATEMENTS

Hazards to Humans and Domestic Animals

CAUTION: Causes moderate eye irritation. Avoid contact with eyes or clothing. Harmful if swallowed.

Personal Protective Equipment (PPE)

Some materials that are chemical-resistant to this product are natural rubber, natural rubber blends and laminates. If you want more options, follow the instructions for category A on an EPA chemical-resistance category selection chart.

All mixers, loaders, applicators, and other handlers must wear:

- long-sleeved shirt and long pants,
- protective eyewear (such as goggles, face shield, or safety glasses),
- shoes and socks,
- chemical-resistant gloves (except for applicators using ground boom equipment) and



- chemical-resistant apron when mixing or loading, cleaning up spills or equipment, or otherwise exposed to the concentrate.

User Safety Requirements

Follow manufacturer's instructions for cleaning/maintaining PPE. If no such instructions for washables exist, use detergent and hot water. Keep and wash PPE separately from other laundry.

User Safety Recommendations	
<ul style="list-style-type: none"> • Users should wash hands thoroughly with soap and water before eating, drinking, chewing gum, using tobacco, or using the toilet. • Users should remove clothing/PPE immediately if pesticide gets inside. Then wash thoroughly and put on clean clothing. If pesticide gets on skin, wash immediately with soap and water. • Users should remove PPE immediately after handling this product. Wash the outside of gloves before removing. As soon as possible, wash thoroughly and change into clean clothing. 	

First Aid	
If in eyes:	<ul style="list-style-type: none"> • Hold eye open and rinse slowly and gently with water for 15 - 20 minutes. • Remove contact lenses, if present, after the first 5 minutes, then continue rinsing eye. • Call a poison control center or doctor for treatment advice.
If swallowed:	<ul style="list-style-type: none"> • Call a poison control center or doctor immediately for treatment advice. • Have person sip a glass of water if able to swallow. • Do not induce vomiting unless told to do so by a poison control center or doctor. • Do not give anything by mouth to an unconscious person.
If on skin or on clothing:	<ul style="list-style-type: none"> • Take off contaminated clothing. • Rinse skin immediately with plenty of water for 15 - 20 minutes. • Call a poison control center or doctor for treatment advice.
<p>Have the product container or label with you when calling a poison control center or doctor or going for treatment. You may also contact 1-888-800-5556 for emergency medical treatment information.</p>	

Environmental Hazards

This pesticide may be toxic to fish and aquatic invertebrates. Do not apply directly to water, to areas where surface water is present, or to intertidal areas below the mean high water mark. Drift and runoff may be hazardous to aquatic organisms in water adjacent to treated areas. Do not contaminate water when disposing of equipment wash waters or rinsate.

This chemical has properties and characteristics associated with chemicals detected in groundwater. The use of this chemical in areas where soils are permeable, particularly where the water table is shallow, may result in groundwater contamination. Application around a cistern or well may result in contamination of drinking water or groundwater.

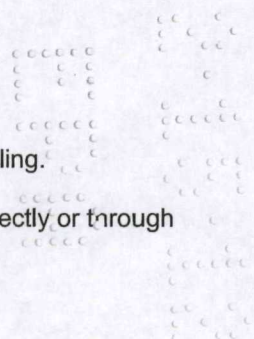
Physical and Chemical Hazards

Combustible. Do not use or store near heat or open flame

DIRECTIONS FOR USE

It is a violation of Federal law to use this product in a manner inconsistent with its labeling.

Do not apply this product in a way that will contact workers or other persons, either directly or through drift. Only protected handlers may be in the area during application.



For any requirements specific to your State or Tribe, consult the agency responsible for pesticide regulation.

Agricultural Use Requirements

Use this product only in accordance with its labeling and with the Worker Protection Standard, 40 CFR part 170.

This standard contains requirements for the protection of agricultural workers on farms, forests, nurseries, and greenhouses, and handlers of agricultural pesticides. It contains requirements for training, decontamination, notification, and emergency assistance. It also contains specific instructions and exceptions pertaining to the statements on this label about personal protective equipment and restricted-entry interval. The requirements in this box only apply to uses of this product that are covered by the Worker Protection Standard.

Do not enter or allow worker entry into treated areas during the restricted entry interval (REI) of 48 hours.

PPE required for early entry to treated areas that is permitted under the Worker Protection Standard and that involves contact with anything that has been treated, such as plants, soil, or water is:

- coveralls worn over short-sleeved shirt and short pants,
- chemical-resistant footwear plus socks,
- chemical-resistant gloves made of any water-proof material and,
- protective eyewear

Non-Agricultural Use Requirements

The requirements in this box apply to uses of this product that are NOT within the scope of the Worker Protection Standard for agricultural pesticides (40 CFR Part 170). The WPS applies when this product is used to produce agricultural plants on farms, forests, nurseries, or greenhouses.

Reentry Statement: Do not enter or allow people (or pets) to enter the treated area until sprays have dried.

1. Product Description

4-in-1 Herbicide

EH-1471 Herbicide contains 4 active ingredients including quinclorac and sulfentrazone that broaden the spectrum of weed control. EH-1471 Herbicide is a versatile herbicide that will control many troublesome grassy and broadleaf weeds in established turfgrass when used as directed.

4-in-1 is better than 3-in-1

- Versatile post-emergent herbicide for turfgrass to control both grassy and broadleaf weeds.
- Quinclorac is absorbed by foliage and roots and translocated throughout the plant where it uses multiple modes of action to control both grassy and broadleaf weeds. One mode of action involves an auxin-type herbicidal activity which disrupts plant growth in broadleaf weeds, while another mode of action works as an enzyme/cell wall disruptor to control crabgrass and other grassy weeds.
- The effects on grassy weeds include stunting, gradual reddening, yellowing and followed by tissue death. Symptoms typically appear 7 to 14 days after application.
- Sulfentrazone provides post emergent weed control for common weed species in turfgrass such as spurge. Foliar contact of sulfentrazone on emerged, susceptible weeds results in rapid desiccation and plant tissue death.
- Wide window of application for broadleaf weeds beginning at emergence and active weed growth.
- The symptoms of susceptible broadleaf weeds resemble those of 2,4-D and include leaf and stem curl or twisting, and tissue death.

2. Where To Use

This product provides broadleaf control in warm-season and cool-season turfgrass in 5 use sites. See tables 2 and 3 below for turfgrass species that can be treated with EH-1471 Herbicide.

- **Residential/domestic sites** are defined as areas associated with the household or home life including, but not limited to apartment complexes, condominiums, and patient care areas of nursing homes, mental institutions, hospitals, or convalescent homes.
- **Ornamental sites** include turfgrass established around residences, parks, streets, retail outlets, cemeteries, industrial and institutional buildings, recreation areas, fairgrounds, areas adjacent to athletic fields and paved areas.
- **Institutional sites** are defined as turf areas around properties or facilities providing a service to public or private organizations including, but not limited to hospitals, nursing homes, schools, museums, libraries, sport facilities, golf courses (fairways and roughs), and office buildings.
- **Non-cropland sites** include Highway rights-of-way (principal, interstate, county, private, and unpaved roads); roadsides, roadside ditches, road shoulders, road embankments, dividers and medians; municipal, state and federal lands; airports and military installations.
- **Agricultural site:** Commercial sod production

Prohibitions of Sites:

- Do not apply to any body of water such as lakes, streams, rivers, ponds, reservoirs, or estuaries (salt water bays). Do not apply to any shorelines (non-cropland sites adjacent to the edges of a body of water) for lakes, streams, rivers, ponds, reservoirs, or estuaries (salt water bays).
- Do not apply to wetlands (swamps, bogs, potholes, or marshes).
- Do not apply to agricultural irrigation water or on agricultural irrigation ditchbanks and canals.
- Do not apply to agricultural drainage water or on agricultural ditchbanks.
- **DO NOT** apply EH-1471 Herbicide to the following:
 - Bahiagrass
 - Bentgrass
 - Carpetgrass
 - Centipedegrass
 - Dichondra
 - St. Augustinegrass
 - Greens and collars at golf courses
 - Lawns with desirable clovers or legumes
 - Ornamentals (flowers, trees, groundcovers, landscape beds and shrubs)

Turfgrass tolerance:

- Turfgrass tolerance to this product may vary and temporary turfgrass yellowing may occur on fine fescues, [hybrid] Bermudagrass, and zoysiagrass (see specific Bermudagrass and zoysiagrass sections). Apply only to fine fescue when it is part of a mixed stand of cool-season turf/cool-season blends.
- Tolerant turf species listed on this label may exhibit temporary turf injury. The best tolerance occurs under optimal conditions for the turfgrass.
- Adverse environmental conditions may reduce the selectivity on the turfgrass. Injury may occur under marginal conditions (e.g. low temperatures and drought stress) or under extreme conditions (e.g. high temperatures and high humidity). To avoid turf injury, use only on turfgrass that is reasonably free of stress from diseases, insects, excess heat or cold, drought or excess rainfall/irrigation, shaded areas; low soil pH, nematodes, improper mowing or improper applications of fertilizer and pesticides. Under any of these stress conditions, any turf damage caused by the use of this product is beyond the control of PBI/Gordon Corporation and all risk is assumed by the buyer and/or user.
- Certain spray tank additives (adjuvants, wetting agents, surfactants), liquid fertilizers, and tank mixtures containing emulsifiable concentrates may reduce the selectivity on the turfgrass. Use adjuvants and spray additives or tank-mix combinations only when your experience indicates that the tank mixture will not result in objectionable turf injury. [See "SPRAY PREPARATION: Additions of adjuvants (and/or Tank Mixtures) to improve Grassy Weed Control:" section of this label.]

- Do not broadcast apply this product when temperatures are above 90°F; some injury can also be expected with spot treatments when air temperatures exceed 90°F.

3. Cultural Tips

For newly seeded areas:

Delay application of this product to grass seedlings until after the second or third mowing, or 28 days after emergence.

For newly sodded, sprigged, or plugged areas:

The application of this product to newly sodded, sprigged, or plugged grasses should be delayed until 3 to 4 weeks after the sodding, sprigging, or plugging operations.

Seeding:

Turf species listed on this label can be seeded into the treated areas at ~~5-7~~ [4, 3, 2, 1] weeks after the application of this product.

Irrigation:

Do not apply this product immediately before rainfall or irrigation. For best results, do not irrigate or water the turfgrass within 24 hours after application. If dry conditions exist, a scheduled irrigation or watering 24 hours before and 24 hours after application is recommended. If rainfall does not occur in 2 to 7 days after application, irrigation of at least one-half inch is recommended.

Mowing:

Delay mowing 2 days before and until 2 days after the application of this product. Additional stress from low mowing heights may increase the possibility of turf injury. Clippings from the first three mowings should be left on the treated area. Do not use these clippings as mulch or compost around flowers, ornamentals, trees, or in vegetable gardens.

4. Spray Preparation

Mixing with Water:

Add one-half the required amount of water to the spray tank, then add EH-1471 Herbicide slowly with agitation, and complete filling the tank with water. Mix thoroughly and continue agitation while spraying.

When this product is left standing for extended periods of time, re-agitate to assure uniformity of the spray mixture.

Mixing with Liquid fertilizers:

In certain applications, liquid fertilizer may replace part of the water as a diluent.

ALWAYS PREMIX EH-1471 Herbicide WITH WATER BEFORE ADDING TO FLUID FERTILIZERS. For liquid nitrogen solutions such as UAN or urea solutions, use a premix of 1 part of this product with 4 parts of water or use a premix with a 1:4 ratio of product to water. For other fluid fertilizers such as suspensions, use a premix of 1 part of this product with 50 to 60 parts of water.

Use suitable sources and rates of fertilizer based upon local recommendations. Refer to the mixing directions on the labels of the liquid fertilizers. Always perform a jar test for compatibility before large scale mixing.

The jar test can be conducted by mixing all components in a small container in proportionate quantities. If the mixture separates after standing and can be mixed readily by shaking, then the mixture can be used and applied with spray equipment providing continuous agitation. If large flakes, sludge, gels or other precipitates form, or if a separate oily layer or oil globules appear, then the herbicide and the liquid fertilizer should not be prepared as a tank mixture.

[Begin optional text]

Additions of Adjuvants (and/or Tank Mixtures) to Improve Grassy Weed Control:

Methylated seed oil is a suitable adjuvant for post-emergent applications and may cause slight yellowing to desirable turf. The use of nitrogen fertilizer or chelated iron (such as FeRRROMEC® Plus MICROS) can reduce the slight yellowing that may occur on some turfgrass species. Methylated seed oil used must meet the following criteria:

- Be non-phytotoxic
- Contain only EPA-approved ingredients
- Provide good mixing quality in the jar test, and
- Be used only when your experience indicates that this tank mixture will not result in objectionable turfgrass injury.

Do not include additives when tank-mixing with oil-based products or EC (Emulsifiable Concentrate) products as this may cause phytotoxicity (yellowing) of desirable turfgrass. Other additives or adjuvants may be used, however, certain additives may reduce the selectivity on the turfgrass. Under some environmental conditions some of these products may cause phytotoxicity (yellowing) of desirable turfgrass. Use these adjuvants, spray additives or tank-mix combinations, only when your experience indicates that the tank mixture will not result in objectionable turf injury.

[End optional text]

5. Spray Equipment

Ground equipment: Power sprayers fitted with a boom or spray wand/gun may be used for broadcast applications and spot treatments. Boom sprayers equipped with appropriate flat fan nozzles, tips, and screens are suitable for broadcast applications. For best spray distribution and coverage, select a spray volume and delivery system that will ensure accurate and uniform coverage.

Hand-operated sprayers including backpack sprayers and compression sprayers are appropriate for small turfgrass areas. Calibration and proper application are essential when using this product.

Cleaning spray equipment: Clean sprayer before and after using this product. Use soap, household ammonia, detergent and water, or an approved spray tank cleaner and rinse thoroughly. Cross-contamination may cause physical incompatibility (mixing problems) or result in turf injury.

Spray distribution:

- The accuracy and uniformity of the herbicide distribution is the sole responsibility of the applicator.
- Uniform applications are essential when using this product. Over-application, excessive overlaps, or rates above those specified on this label can cause turf injury.
- Avoid spray overlaps with hand-held equipment: Wands fitted with flat fan nozzle tips may be used with the appropriate technique. Spray wands fitted with flat fan nozzles should not be waved in a back-and-forth motion, or in a side-to-side motion, or in a swinging arm motion. Instead, the nozzle should be held stationary at the proper height. Side-to-side motion results in uneven coverage. To avoid excessive spray pattern overlaps, a spray colorant may be used.
- This product may cause injury to susceptible/non-target plants at the use site by contacting the foliage, stems, or roots. To prevent injury to susceptible crops and other desirable broadleaf plants including but not limited to cotton, legumes, tobacco, tomatoes, garden/vegetable crops, and ornamentals (flowers, trees, and shrubs) avoid contact with the spray solution, spray droplets, and spray mist (fine droplets).

Chemigation: Do not apply this product through any type of irrigation system.

Aerial application: Do not apply as an aerial application.

6. Spray Drift Management

A variety of factors including weather conditions (e.g., wind direction, wind speed, temperature, relative humidity) and method of ground application can influence pesticide drift. The applicator must evaluate all factors and make appropriate adjustments when applying this product.

Droplet Size

When applying sprays that contain 2,4-D as the sole active ingredient, or when applying sprays that contain 2,4-D mixed with active ingredients that require a Coarse or coarser spray, apply only as a Coarse or coarser spray (ASAE standard 572) or a volume mean diameter of 385 microns or greater for spinning atomizer nozzles.

When applying sprays that contain 2,4-D mixed with other active ingredients that require a Medium or more fine spray, apply only as a Medium or coarser spray (ASAE standard 572) or a volume mean diameter of 300 microns or greater for spinning atomizer nozzles.

Wind Speed

Do not apply at wind speeds greater than 15 mph. Only apply this product if the wind direction favors on-target deposition and there are not sensitive areas (including, but not limited to, bodies of water, known habitat for nontarget species, nontarget crops) within 250 feet downwind. If applying a Medium spray, leave one swath unsprayed at the downwind edge of the treated field.

Temperature Inversions

If applying at wind speeds less than 3 mph, the applicator must determine if: a) conditions of temperature inversion exist, or b) stable atmospheric conditions exist at or below nozzle height. Do not make applications into areas of temperature inversions or stable atmospheric conditions.

Susceptible Plants

Do not apply under circumstances where spray drift may occur to food, forage, or other plantings that might be damaged or crops thereof rendered unfit for sale, use or consumption. Susceptible crops include, but are not limited to, cotton, okra, flowers, grapes (in growing stage), fruit trees (foliage), soybeans (vegetative stage), ornamentals, sunflowers, tomatoes, beans, and other vegetables, or tobacco. Small amounts of spray drift that might not be visible may injure susceptible broadleaf plants.

Other State and Local Requirements

Applicators must follow all state and local pesticide drift requirements regarding application of 2,4-D herbicides. Where states have more stringent regulations, they must be observed.

Equipment

All ground application equipment must be properly maintained and calibrated using appropriate carriers or surrogates. Additional requirements for ground boom application: Do not apply with a nozzle height greater than 4 feet above the turf canopy.

7. Post Emergent Control of Grassy Weeds

EH-1471 Herbicide can provide post emergent control and suppression of the grassy weeds listed in Table 1. Apply to weeds during the growth stages as shown in Table 1. Applications under adequate soil moisture conditions are preferred. Early summer treatments are generally more effective. Applications in the summer (approximately July 15 to August 15) to older, drought stressed grassy weeds are less effective. Late summer applications (after August 15) to mature crabgrass can be very effective. Weed control is affected by the spray volume, timing and the weed growth stages (see Tables 1, 2, and 3).

12
17

TABLE 1. Leaf stages of grassy weeds and yellow nutsedge for optimum control.

Weed species	1 to 3 leaf	4 to 5 leaf (1 tiller)	6 leaf (2 tillers)	7 leaf (3 tillers)	8 leaf (4 tillers)	Mature (late season)
Crabgrass, (large and smooth), Barnyardgrass, Foxtail, (green, yellow and giant), Signalgrass, (broadleaf)	X	X	X	Footnote 1	Footnote 1 (reduced control)	X
Nutsedge, (yellow)	X	Footnote 1	Footnote 1	Footnote 1	Footnote 1 (reduced control)	X

¹ Second or follow-up applications on ornamental turfgrass may be required. Early summer treatments are generally more effective. Applications in the summer (approximately July 15 to August 15) to older, drought stressed grassy weeds are less effective. Late summer applications (after August 15) to mature crabgrass can be very effective.

8. Post Emergent Control of Broadleaf Weeds

Apply this product to broadleaf weeds that are young and actively growing for the best results. Spring and fall treatments under adequate soil moisture conditions are preferred to the summer treatments. Generally, summer broadcast applications to older, drought stressed weeds are less effective. Fall applications provide improved control for emerged winter annuals and perennials such as henbit, chickweed, clover and ground ivy.

9. Applications

The maximum number of broadcast applications is limited to 2 per year. Spot treatments during the spring and summer are suitable for sparse infestations or as a follow-up treatment to a broadcast application on an "as-needed" basis. Second or follow-up applications as either broadcast or spot treatments should be made after the initial application on ornamental turfgrass and are recommended for more mature weeds, for dense infestations and for adverse environmental conditions.

Other situations that may need two broadcast or follow-up treatments include the following:

- Under certain conditions, applications of this product at the 3 to 4 tiller stage of the annual grasses may not provide complete control.
- All weed grasses do not germinate at the same time. The period of germination for crabgrass and annual grasses can extend into the summer after the initial application of this product and results may be poor and erratic.
- Dense infestations of weeds may prevent thorough spray coverage of the target weeds.
- Biotypes of large and smooth crabgrass in California have shown varied response to quinclorac. If control failure occurs following a second application, do not reapply this product. Change to a herbicide with a different mode of action [such as [product name]].

Extremes in environmental conditions, ie. temperature and moisture, soil conditions, and cultural practices may affect the activity of this product. Under warm moist conditions, herbicide symptoms may be accelerated. Under dry conditions, the expression of herbicide symptoms is generally delayed, and weeds hardened off by drought may be less susceptible to this product.

If objectionable turf injury occurs with the first application, then avoid making the second application of this product until the turfgrass recovery is complete.

Do not broadcast apply this product when temperatures are above 90°F temporary turfgrass discoloration can also be expected with spot treatments when air temperatures exceed 90°F.

State Restrictions:

Arizona: Do not use this product on sod farms in Arizona.

13
17

California: Make broadcast applications only between March 1 and September 1. If troublesome weeds appear during other times of the year, a spot application can be made. While irrigation is necessary and important for plant growth, apply irrigation water efficiently so that no more than 125% of the net irrigation requirement is applied for any irrigation event. Apply efficient irrigations for six months following application of sulfentrazone containing products. Do not apply product to bare ground.

New York: ~~Not for sale, distribution or use in New York State~~ For use in New York State by spot treatment only. Not for sale, distribution, or use in Nassau or Suffolk Counties in New York State.

TABLE 2. BROADCAST TREATMENTS FOR COOL-SEASON TURFGRASS	
Application Site	Use Rate per Application
Kentucky Bluegrass, Perennial ryegrass, Fescues, Annual Bluegrass (<i>Poa annua</i>), Rough Bluegrass (<i>Poa trivialis</i>), Annual Ryegrass	7 to 8 pints/A (2.6 to 3.0 fl.oz./1000 sq.ft.)
Spray Volume For Conventional Spray Equipment: Use 50 to 220 gal/A (1.2 to 5.0 gal/1000 sq.ft.).	
For Low Volume Spray Equipment [such as PermaGreen Equipment and backpack sprayers]: Equipment should be calibrated to apply at least 20 gallons per acre (0.45 gallons/1,000 sq.ft.). Use this lower spray volume (0.45 gallons/1,000 sq.ft.) only when your experience indicates that this volume provides effective weed coverage, adequate weed control, acceptable turf safety/tolerance, and will not result in objectionable turf injury.	
Note: Use the higher spray volumes (more than 50 gpa) for dense weed populations.	

TABLE 3. BROADCAST TREATMENTS FOR BERMUDAGRASS AND ZOYSIAGRASS	
Application Site	Use Rate per Application
Bermudagrass (common and hybrid) Zoysiagrass	5 to 7 pints/A (1.8 to 2.6 fl.oz./1000 sq.ft.)
Spray Volume For Conventional Spray Equipment: Use 50 to 220 gal/A (1.2 to 5.0 gal/1000 sq.ft.).	
For Low Volume Spray Equipment [such as PermaGreen Equipment and backpack sprayers]: Equipment should be calibrated to apply at least 20 gallons per acre (0.45 gallons/1,000 sq.ft.). Use this lower spray volume (0.45 gallons/1,000 sq.ft.) only when your experience indicates that this volume provides effective weed coverage, adequate weed control, acceptable turf safety/tolerance, and will not result in objectionable turf injury.	
<ul style="list-style-type: none"> • Apply only when Bermudagrass and zoysiagrass is actively growing. • Expect temporary discoloration. • Some Bermudagrass hybrids and zoysiagrass cultivars are moderately tolerant to this product and may be more susceptible to discoloration. • For Bermudagrass hybrids, use lower rates until tolerance to injury can be determined. • It is impossible to test all environmental conditions and all Bermudagrass hybrids or zoysiagrass cultivars. We suggest testing this product on a small area and observe the treated area for 30 days (during normal growing conditions) to determine the acceptability of turf discoloration. • Some stunting of the Bermudagrass or zoysiagrass should be expected and turf generally recovers in 7 to 21 days. • Do not apply in the fall during fall-to-winter transition period. • Do not apply in the spring during winter-to-spring transition period. • To avoid turf injury, use only on Bermudagrass and zoysiagrass that is not under stress from diseases, insects, excess heat or cold, drought or excess rainfall/irrigation, shaded areas, low soil pH, nematodes, improper mowing or improper applications of fertilizer and pesticides. • For optimum results: <ul style="list-style-type: none"> • Irrigate 24 hours before and 24 hours after application with 1/2 inch of water. • The addition of nitrogen fertilizer or chelated iron [such as FeRRAMEC® Plus MICROS] may reduce some turf discoloration. • Spray in the morning hours and avoid application during extreme hot or dry conditions. • Equipment calibration is essential and avoid spray overlaps. • Do not use higher pressure equipment, spray pressure should be 40 psi or lower. 	

14
17

SPOT TREATMENTS:

- Calibration and proper application are essential when using this product. Spray coverage should be uniform and complete.
- Over applications can result in turfgrass injury.
- **Cool-Season Turf listed in Table 2:** Mix 2.6 to 3.0 fl. oz. of this product with 1.0 gallons of water for treatment of approximately 1,000 sq.ft. of turfgrass. Apply to weeds during the growth stages as shown in Table 1.
- **Warm-Season ~~Bermudagrass~~:** See specific Bermudagrass and zoysiagrass directions in Table 3. Mix 1.84 to 2.57 fl.oz. of this product with 1.0 gallons of water for treatment of approximately 1,000 sq.ft. of turfgrass. Apply to weeds during the growth stages as shown in Table 1.

Limitations for use on Ornamental Turf and Non-Cropland areas:

The maximum number of broadcast applications is limited to 2 per year with a minimum of 30 days between applications. The maximum application rate is 8 pints of product per acre per application [0.88 lb 2,4-D ae and 0.10 lb dicamba ae/A/application]. The maximum seasonal rate is 16 pints of product per acre per year [1.76 lb 2,4-D ae and 0.20 lb dicamba ae/A/year].

Limitation for use on Sod Farms:

The maximum number of broadcast applications is limited to 2 per year with a minimum of 21 days between applications. The maximum application rate is 8 pints of product per acre per application [0.88 lb 2,4-D ae and 0.10 lb dicamba ae/A/application]. The maximum seasonal rate is 16 pints of product per acre per year [1.76 lb 2,4-D ae and 0.20 lb dicamba ae/A/year].

10. Weeds Controlled

EH-1471 Herbicide will control or suppress the following. Apply when weeds are young and actively growing.

WEEDS			
Aster, white heath & white prairie	Dollarweed (*pennywort) [Doveweed]	Mallow, common	Shepherdspurse
Barnyardgrass	English Daisy ¹	Matchweed	Signalgrass ¹
Bedstraw	False dandelion (*spotted catsear & common catsear)	Morningglory spp.	(Broadleaf)
Beggarweed, creeping	Field bindweed	Mouseear chickweed	Speedwell *Veronica
Bindweed	(*morningglory & creeping jenny)	Nutsedge, yellow	(Common, Slender and Thymeleaf)
Black medic	Field oxeye-daisy (*creeping oxeye)	Old world diamond flower	Spurge
Broadleaf plantain	Filaree, whitestem & redstem	Oxalis (*yellow woodsorrel & creeping woodsorrel)	Thistles
Buckhorn plantain	Florida betony	Parsley-piert	Virginia buttonweed ¹
Bull thistle	Florida pusley	Pennsylvania smartweed	White clover (*Dutch clover, honeysuckle clover, white trefoil, & purplewort)
Burdock, common	Foxtail ¹	Pepperweed	Wild carrot
Buttercup, creeping	(green, yellow and giant)	Pigweed	Wild garlic
Carpetweed	Ground ivy	Pineappleweed	Wild geranium
Chickweed, common	Groundsel	Plantain	Wild lettuce
Chicory	Geranium (Carolina)	Poison ivy	Wild mustard
Cinquefoil	Hawkweed	Poison oak	Wild onion
Clovers	Healall	Prickly lettuce (*compass plant)	Wild strawberry
Crabgrass ^{1,2} (large and smooth)	Henbit	Puncturevine	Wild Violet ¹
Curly dock	Innocence (Blue-eyed Mary)	Purple cudweed	Yarrow
Dandelion	Knotweed	Purslane	Yellow rocket
Dayflower	Lambsquarters	Ragweed	and many other weeds
Deadnettle	Lawn burweed	Redweed	
Dock	Lespedeza, common	Red sorrel (*sheep sorrel)	
Dogfennel			

*Synonyms

¹Follow-up application may be required.

²Biotypes of large and smooth crabgrass in California have shown varied response to quinclorac. If control failure occurs following a sequential (or follow-up) application, do not reapply this product. Change to a herbicide with a different mode of action [such as [product name]].

15
17

STORAGE AND DISPOSAL

Do not contaminate water, food, or feed by storage or disposal.

PESTICIDE STORAGE: Store in original container in a locked storage area inaccessible to children or pets. Keep from freezing.

PESTICIDE DISPOSAL: Pesticide wastes are acutely hazardous. Improper disposal of excess pesticide, spray mixture, or rinsate is a violation of Federal law. If these wastes cannot be disposed of by use according to label instructions, contact your State Pesticide or Environmental Control Agency, or the Hazardous Waste Representative at the nearest EPA Regional Office for guidance.

[For Plastic Containers – Nonrefillable with capacities equal to or less than 5 gallons:]

CONTAINER HANDLING: Nonrefillable container. Do not reuse or refill this container. Offer for recycling, if available, or puncture and dispose of in a sanitary landfill, or by incineration, or, if allowed by state and local authorities, by burning. If burned, stay out of smoke.

Triple rinse [or pressure rinse] container (or equivalent) promptly after emptying.

Triple rinse as follows: Empty the remaining contents into application equipment or a mix tank and drain for 10 seconds after the flow begins to drip. Fill the container 1/4 full with water and recap. Shake for 10 seconds. Pour rinsate into application equipment or a mix tank or store rinsate for later use or disposal. Drain for 10 seconds after the flow begins to drip. Repeat this procedure two more times.

[Pressure rinse as follows: Empty the remaining contents into application equipment or a mix tank and continue to drain for 10 seconds after the flow begins to drip. Hold container upside down over application equipment or mix tank or collect rinsate for later use or disposal. Insert pressure rinsing nozzle in the side of the container, and rinse at about 40 PSI for at least 30 seconds. Drain for 10 seconds after the flow begins to drip.]

[For Plastic Containers – Nonrefillable with capacities greater than 5 gallons:]

CONTAINER HANDLING: Nonrefillable container. Do not reuse or refill this container. Offer for recycling, if available, or puncture and dispose of in a sanitary landfill, or by incineration, or, if allowed by state and local authorities, by burning. If burned, stay out of smoke.

Triple rinse [or pressure rinse] container (or equivalent) promptly after emptying.

Triple rinse as follows: Empty the remaining contents into application equipment or a mix tank. Fill the container 1/4 full with water. Replace and tighten closures. Tip container on its side and roll it back and forth, ensuring at least one complete revolution, for 30 seconds. Stand the container on its end and tip it back and forth several times. Turn the container over onto its other end and tip it back and forth several times. Empty the rinsate into application equipment or a mix tank or store rinsate for later use or disposal. Repeat this procedure two more times.

[Pressure rinse as follows: Empty the remaining contents into application equipment or a mix tank and continue to drain for 10 seconds after the flow begins to drip. Hold container upside down over application equipment or mix tank or collect rinsate for later use or disposal. Insert pressure rinsing nozzle in the side of the container, and rinse at about 40 PSI for at least 30 seconds. Drain for 10 seconds after the flow begins to drip.]

[For Refillable Containers:]

CONTAINER HANDLING: Refillable container. Refill this container with pesticide only. Do not reuse this container for any other purpose.

16
17

Container cleaning: Cleaning the container before final disposal is the responsibility of the person disposing of the container. Cleaning before refilling is the responsibility of the refiller.

To clean the container before final disposal, empty the remaining contents from this container into application equipment or a mix tank. Fill the container about 10 percent full with water. Agitate vigorously or recirculate water with the pump for 2 minutes. Pour or pump rinsate into application equipment or rinsate collection system. Repeat this rinsing procedure two more times.

LIMITED WARRANTY AND DISCLAIMER

IMPORTANT: Read this LIMITED WARRANTY AND DISCLAIMER before buying or using this product. By opening and using this product, buyer and all users agree to accept the terms of this LIMITED WARRANTY AND DISCLAIMER in their entirety and without exception. If the terms are not acceptable, return this product unopened immediately to the point of purchase, and the purchase price will be refunded in full.

It is impossible to eliminate all risks inherently associated with use of this product. Damage to the treated article, ineffectiveness, or other unintended consequences can result from use of the product under abnormal conditions such as weather, presence of other materials, or the manner or use of application, etc. Such factors and conditions are beyond the control of the manufacturer, and **BY PURCHASING AND USING THIS PRODUCT THE BUYER AND ALL USERS OF THIS PRODUCT AGREE TO ACCEPT ALL SUCH RISKS.** Buyer and all users further agree to assume all risks of loss or damage from the use of the product in any manner that is not explicitly set forth in or that is inconsistent with label instructions, warnings and cautions.

The manufacturer warrants only that this product conforms to the chemical description given on the label, and that the product is reasonably suited for the labeled use when applied according to the Directions for Use, subject to the inherent risks described below. **TO THE EXTENT CONSISTENT WITH APPLICABLE LAW, THE MANUFACTURER NEITHER MAKES NOR INTENDS ANY OTHER EXPRESS OR IMPLIED WARRANTIES, INCLUDING ANY WARRANTY OF MERCHANTABILITY OR FITNESS FOR A PARTICULAR PURPOSE, WHICH ARE HEREBY EXPRESSLY DISCLAIMED.**

THE EXCLUSIVE REMEDY OF BUYER AND ALL USERS OF THIS PRODUCT, AND THE EXCLUSIVE LIABILITY OF THE MANUFACTURER, FOR ANY AND ALL LOSSES, DAMAGES, OR INJURIES RESULTING FROM THE USE OF HANDLING OF THIS PRODUCT, WHETHER OR NOT BASED IN CONTRACT, NEGLIGENCE, STRICT LIABILITY IN TORT OR OTHERWISE, SHALL BE LIMITED, AT THE MANUFACTURER'S OPTION, TO REPLACEMENT OR THE REPAYMENT OF THE PURCHASE PRICE FOR THE QUANTITY OF PRODUCT WITH RESPECT TO WHICH DAMAGES ARE CLAIMED. TO THE EXTENT CONSISTENT WITH APPLICABLE LAW, IN NO CASE SHALL THE MANUFACTURER BE LIABLE FOR INCIDENTAL, CONSEQUENTIAL, OR SPECIAL DAMAGES RESULTING FROM THE USE OR HANDLING OF THE PRODUCT. The Manufacturer must be promptly notified in writing of any claims, whether based in contract, tort, negligence, strict liability, or otherwise, to be eligible to receive either remedy stated above.

The terms of this LIMITED WARRANTY AND DISCLAIMER cannot be varied by any written or verbal statements or agreements at the point of sale or elsewhere. No employee or agent of the manufacturer or seller is authorized to vary or exceed the terms of this LIMITED WARRANTY AND DISCLAIMER in any manner.

17
17

APPENDIX

1. Statements which may appear on different label components depending on packaging configuration.

- See next panel for additional Precautionary Statements and First Aid
- Net Contents: _____
- EPA Est. No. _____

2. Advertising claims that may be presented on container labeling, advertisements, brochures, and other marketing/sales promotional materials:

- Water-based formula
- Water-based formulation
- Proven performance
- Consistently fast control on tough weeds like dandelion, spurge, clover, plantain, ground ivy and [various other listed weeds].
- Controls grassy and broadleaf weeds
- Grassy and broadleaf weed control
- "Four-In-One" or "4-in-1"
- Controls crabgrass, barnyardgrass, foxtail and signalgrass
- From the makers of Trimec® herbicides.
- Trimec® is a registered trademark of PBI/Gordon Corporation.
- For information call XXX-XXX-XXXX [contact www.xxx-xxxx.com]
- ProForm(TM) logo presented on the containers



- Post-emergent control of crabgrass, yellow nutsedge, plus broadleaf weeds – FAST!
- For use on: Bluegrass, Fescues, Perennial Ryegrass and Annual Ryegrass
- Versatile post-emergent control of both grassy and broadleaf weeds
- Yellow nutsedge control
- Crabgrass and foxtail control
- Wide window of application for broadleaf weeds
- Foliar application
- Protox inhibitor activity for rapid desiccation and death of broadleaf weeds.
- Fast visual response
- Suitable for applications up to 90° [degrees] F
- Easy To Use Water-Based Formulation
- Water based
- Rainfast in six [6] hours
- Rainfast in as little as six [6] hours
- Extra [Xtra] knockout power on grassy weeds
- Extra [Xtra] Power
- Contains 0.75 lbs/gallon of quinclorac
- Contains premium ratios of active ingredients
- Maximum crabgrass performance
- Reseed in [4, 3, 2, 1] weeks
- U.S. Patent 6,849,579

DOCUMENT CONTROL INFORMATION

1. Unique Label Identifier: 002217-00930.20120214.notif-proposed-highlighted.doc

2. Reason for Issue: add zoysiagrass, optional reseeding time, different state restriction, ad claims