



UNITED STATES ENVIRONMENTAL PROTECTION AGENCY
WASHINGTON, DC 20460

OFFICE OF CHEMICAL SAFETY
AND POLLUTION PREVENTION

July 26, 2022

Eric D. Smith
Director, Regulatory Affairs
PBI/Gordon Corporation
P.O. Box 860350
Shawnee, KS 66286

Subject: Notification per PRN 98-10 – Add optional marketing graphics and symbols
Product Name: EH-1464 Herbicide
EPA Registration Number: 2217-918
Application Date: September 8, 2021
Decision Number: 583544

Dear Mr. Smith:

The Agency is in receipt of your Application for Pesticide Notification under Pesticide Registration Notice (PRN) 98-10 for the above referenced product. The Registration Division (RD) has conducted a review of this request for its applicability under PRN 98-10 and finds that the action requested falls within the scope of PRN 98-10. The label submitted with the application has been stamped “NOTIFICATION” and placed in our records.

Should you wish to add/retain a reference to the company’s website on your label, then please be aware that the website becomes labeling under the Federal Insecticide, Fungicide, and Rodenticide Act (FIFRA) and is subject to review by the Agency. If the website is false or misleading, the product would be misbranded and unlawful to sell or distribute under FIFRA section 12(a)(1)(E). 40 CFR 156.10(a)(5) lists examples of statements EPA may consider false or misleading. In addition, regardless of whether a website is referenced on your product’s label, claims made on the website may not substantially differ from those claims approved through the registration process. Therefore, should the Agency find or if it is brought to our attention that a website contains false or misleading statements or claims substantially differing from the EPA approved registration, the website will be referred to the EPA’s Office of Enforcement and Compliance.

If you have any questions, please contact Jamie Harrington at (202) 566-2726 or by email at harrington.jamie@epa.gov.

Sincerely,

A handwritten signature in cursive script that reads "Mindy Ondish".

Mindy Ondish
Product Manager 23
Herbicide Branch
Registration Division (7505T)
Office of Pesticide Programs

NOTIFICATION

2217-918

The applicant has certified that no changes, other than those reported to the Agency have been made to the labeling. The Agency acknowledges this notification by letter dated:

07/26/2022

EH-1464 HERBICIDE

EPA Reg. No. 2217-918

ACTIVE INGREDIENTS:

MCPA, dimethylamine salt	3.85%
Quinclorac	1.80%
Dicamba, dimethylamine salt	0.43%
Sulfentrazone	0.22%

OTHER INGREDIENTS: 93.70%

TOTAL 100.00%

THIS PRODUCT CONTAINS:

- 0.264 lb 2-methyl-4 chlorophenoxyacetic acid equivalent per gallon or 3.14%
- 0.152 lb 3,7-dichloro-8-quinolinecarboxylic acid per gallon or 1.80%
- 0.030 lb 3,6-dichloro-o-anisic acid equivalent per gallon or 0.36%
- 0.019 lb N-[2,4-dichloro-5-[4-(difluoromethyl)-4,5-dihydro-3-methyl-5-oxo-1H-1,2,4-triazol-1-yl]phenyl]methanesulfonamide per gallon or 0.22%

[NOTE: If the design, format, or small size of the container labels makes it impractical to present the entire ingredient statement on the front panel, then we ask to add a referral statement and present the substatement on the back panel: See back panel for substatement of ingredient statement.]

KEEP OUT OF REACH OF CHILDREN

CAUTION

STOP! READ THE ENTIRE LABEL FIRST. OBSERVE ALL PRECAUTIONS AND FOLLOW DIRECTIONS CAREFULLY.

PRECAUTIONARY STATEMENTS

Hazards to Humans and Domestic Animals

CAUTION: Causes moderate eye irritation. Avoid contact with eyes or clothing. Wash thoroughly with soap and water after handling and before eating, drinking, chewing gum, using tobacco or using the toilet.

First Aid	
If in eyes:	<ul style="list-style-type: none"> • Hold eye open and rinse slowly and gently with water for 15-20 minutes. Remove contact lenses, if present, after the first minutes, then continue rinsing eye. • Call a poison control center or doctor for treatment advice.
If swallowed:	<ul style="list-style-type: none"> • Call a poison control center or doctor immediately for treatment advice. • Have person sip a glass of water if able to swallow. • Do not induce vomiting unless told to by a poison control center or doctor. • Do not give anything to an unconscious person.
Have the product container or label with you when calling a poison control center or doctor or going for treatment. You may also contact 1-877-800-5556 for emergency medical treatment advice.	

Environmental Hazards

This product is toxic to fish, aquatic invertebrates, and aquatic plants. Do not apply directly to water, or to areas where surface water is present, or to intertidal areas below the mean high water mark. Drift or runoff may be hazardous to aquatic organisms in water and to plants adjacent to treated areas. Do not contaminate water when disposing of equipment wash waters or rinsate. To protect the environment, do not allow pesticide to enter or run off into storm drains, drainage ditches, gutters or surface waters. Applying this product in calm weather when rain is not predicted for the next 24 hours will help to ensure that wind or rain does not blow or wash pesticide off the treatment area. Rinsing application equipment over the treated area will help avoid run off to water bodies or drainage systems.


Physical or Chemical Hazards

Combustible. Do not use or store near heat or open flame.

DIRECTIONS FOR USE

It is a violation of Federal law to use this product in a manner inconsistent with its labeling.

RESTRICTIONS:

- Do not apply this product in a way that will contact any person or pet, either directly or through drift.
[ **Optional Icon**] Do not allow people or pets to enter the treated area until spray has dried.
- Not for use on turf being grown for sale or other commercial use such as sod, or for commercial seed production, or for research purposes.

SHAKE WELL BEFORE USING.

[PRODUCT INFORMATION:]

EH-1464 Herbicide is a selective herbicide that controls emerged broadleaf and grass weeds in established lawns. Symptoms you may expect to see on affected broadleaf weeds include leaf reddening, leaf and stem curling and twisting, chlorosis and necrosis. Symptoms expected on grass weeds include stunting, chlorosis, gradual reddening and necrosis.

PRODUCT FACTS [optional info box]

What It Does: Kills major broadleaf and troublesome grass weeds including dandelion, chickweed and clover as well as crabgrass, foxtail, and yellow nutsedge. (See inside for complete list)

Where to Use: (icon weeds)
Lawns: Kills the weeds not the lawn

When to Use:
Apply when daytime temperatures are between 45° and 90°F.

Questions & Comments: (icon phone) (icon computer)
Call 1-800-xxx-xxxx or Visit our Website at www.pbigordon.com

BROADLEAF WEEDS CONTROLLED:

EH-1464 Herbicide is effective for post-emergent control or suppression of hard-to-kill weeds such as poison ivy, poison oak, sheep sorrel and spurge. Additionally, EH-1464 Herbicide controls most other broadleaf weeds including chickweed, clover, dandelion, knotweed and plantain. A partial list is presented [below] [on the side panel]:

Aster, white heath & white prairie	Field oxeye-daisy (*creeping oxeye)	Poison ivy
Bedstraw	Filaree, whitestem & redstem	Poison oak
Beggarweed, creeping	Florida betony	Prickly lettuce (*compass plant)
Bindweed	Florida pusley	Puncturevine
Black medic	Ground ivy	Purple cudweed
Broadleaf plantain	Groundsel	Purslane
Buckhorn plantain	Hawkweed	Ragweed
Bull thistle	Healall	Redweed
Burdock, common	Henbit	Red sorrel (*sheep sorrel)
Buttercup, creeping	Innocence (Blue-eyed Mary)	Shepherdspurse
Carpetweed	Knotweed	Spurge
Chickweed, common	Lambsquarters	Thistle
Chicory	Lawn burweed	Virginia buttonweed
Cinquefoil	Lespedeza, common	White clover (*Dutch clover,
Clover	Mallow, common	honeysuckle clover, white trefoil, &
Curly dock	Matchweed	purplewort)
Dandelion	Mouseear chickweed	Wild carrot
Dayflower	Old world diamond flower	Wild garlic
Deadnettle	<i>Oxalis</i> (*yellow woodsorrel & creeping	Wild geranium
Dock	woodsorrel)	Wild lettuce
Dogfennel	Parsley-piert	Wild mustard
Dollarweed (*pennywort)	Pennsylvania smartweed	Wild onion
False dandelion (*spotted catsear &	Pepperweed	Wild strawberry
common catsear)	Pigweed	Yarrow
Field bindweed (*morningglory &	Pineappleweed	Yellow rocket
creeping jenny)	Plantain	and many more broadleaf weeds
*Synonyms		

GRASS WEEDS CONTROLLED:

EH-1464 Herbicide also provides post emergent control and/or suppression of the listed grass and sedge weeds in turfgrass. Below is a list of grass weeds controlled:

Grass Weeds

- Crabgrass, large and smooth
- Foxtail, green, yellow and giant
- Barnyardgrass
- Nutsedge, yellow

WHERE TO USE:

This product is intended for use by homeowners on residential lawns. This product may be applied only to the following species of turfgrass:

Cool season turfgrass	Warm season turfgrass
Kentucky bluegrass Perennial ryegrass Fescue spp., including tall, red and fine leaf fescues	Bermudagrass ¹ Zoysiagrass and Buffalograss
¹ Application to bermudagrass may cause temporary yellowing or discoloration but full recovery can be expected. Do not apply to bermudagrass when daytime temperatures exceed 85°F.	

DO NOT USE EH-1464 Herbicide on lawns containing bentgrass, St Augustinegrass, bahiagrass, centipedegrass, carpetgrass. Also, do not use on dichondra, or lawns with desirable clovers or legumes. Do not use on vegetable gardens, fruits, or ornamentals (flowers, trees, groundcovers, hedges, landscape/flower beds and shrubs)

WHEN TO USE:

Apply this product to actively-growing weeds during the early growth stages for the best results. Apply in spring or fall when daytime temperatures are between 45° and 90°F. Fall applications may control winter

annual and biennial weeds that may over-winter and flower the following spring. For heavy grass weed pressure, apply a second application at the same rate, 14 days after the first application.

[Optional additional text for more specific timing for grass weeds]

CRABGRASS (large and smooth):

- **Spring:** For the best results, apply this product from crabgrass emergence until the 6 leaf stage (2 tillers) or before the crabgrass is 3 to 4 inches in height. Generally, this period begins or corresponds to the first time that you can see crabgrass in your lawn. Use two applications at the same rate with a 14-day interval for dense populations.

FOXTAIL (GREEN GIANT AND YELLOW):

- **Spring and early summer:** For the best results, apply this product to foxtail during the early growth stages or when foxtail is 1 to 4 inches in height. Use two applications at the same rate with a 14-day interval for dense populations.

YELLOW NUTSEDGE:

- **Early summer:** Two applications of this product are required when the yellow nutsedge plants are 3 to 6 inches tall. Apply the second application at the same rate at 14 days later.

BROADLEAF WEEDS:

- **Spring:** Apply when **dandelion, plantain, buttercup, speedwell, knotweed** and other broadleaf weeds are young and actively growing with adequate soil moisture for best results.
- **Fall:** Apply when **henbit, chickweed, white clover, ground ivy, lawn burweed** and other broadleaf weeds are young and actively growing with adequate soil moisture for best results.

[end of optional grass weed text]

HOW MUCH TO USE:

I. SPOT TREATMENT

To treat small areas or individual weeds use a pressure sprayer for better control. Mix the indicated amount of product listed below with 1 gallon of water for each 500 sq.ft. to be treated. Shake well before spraying. Spray the target weeds thoroughly. Nozzle adjustments may be necessary to deliver small spray droplets of the target weeds for uniform coverage.

Amount of product to be diluted in 1 gallon water required to treat 500 sq.ft. of lawn with pressure sprayers.

Turfgrass	Amount of Product	Approximate Treated Area
Kentucky bluegrass, Fescue spp., Perennial ryegrass, Zoysiagrass, Bermudagrass and Buffalograss	5.0 fl.oz. or 10 Tablespoons	500 sq.ft.

II. ENTIRE LAWN TREATMENTS

Limitations on broadcast applications to residential turfgrass

The maximum application rate is 6.4 fl.oz. of product per 1,000 sq.ft. per application [0.6 lb MCPA ae and 0.07 lb dicamba ae per acre per application]. The maximum number of broadcast applications is limited to 2 per year with a minimum of 21 days between applications. The maximum seasonal rate is 13 fl.oz. of product per 1,000 sq.ft. [1.2 lb MCPA ae and 0.14 lb dicamba ae per acre].

Three easy steps to mix and apply with hand-operated sprayers:

1. Calculate (measure) the total lawn area to be treated. For rectangular areas, multiply the length of the area by the width to obtain total square feet. Prepare enough spray solution to treat the area calculated.

2. Prepare the spray mixture according to Table 1. Measure the proper amount of product to treat 1,000 sq.ft. If more or less than 1,000 sq.ft is to be treated, adjust the amount of product as shown in Table 1.
3. Shake the spray solution before and during application. Use a spray pattern that gives small droplets without any fine mist.

**[Applicator Option 1]
BROADCAST TREATMENTS:
PRESSURE SPRAYERS**

Table 1. Amount of product to treat 1,000 sq.ft. of lawn with pressure sprayers.		
Turfgrass	Amount of Product to Use	Area to be Treated
Kentucky bluegrass, Fescue spp., Perennial ryegrass, Zoysiagrass, Bermudagrass ¹ and Buffalograss	6.4 fl.oz.	1,000 sq.ft.
	12.8 fl.oz.	2,000 sq.ft.
	32 fl.oz.	5,000 sq.ft.
¹ Application to bermudagrass may cause temporary yellowing or discoloration but full recovery can be expected. Do not apply to bermudagrass when daytime temperatures exceed 85° F.		

**[Applicator Option 2]
FOR DIAL-IN HOSE END SPRAYERS WITH NO PRE-MIXING**

1. From Table 2 [the chart] below, determine amount of EH-1464 to be applied for each 1,000 sq.ft. of lawn.
2. Fill sprayer jar with enough concentrate to cover the total area to be treated. DO NOT add water to the sprayer jar.
3. Set dial on sprayer to the “Rate per Gallon” setting shown in Table 2 [chart] below.
4. Attach sprayer to garden hose. Extend hose to the farthest area of lawn to be treated and work toward faucet. Apply evenly to lawn.
5. Unused product can be returned to the original container when completed.

Table 2. Application rates for turfgrass with hose-end sprayers		
Turfgrass	Rate per Gallon or Dial settings	Amount of herbicide applied per 1,000 sq. ft.*
Kentucky bluegrass, Fescue spp., Perennial ryegrass, Zoysiagrass and Bermudagrass ¹ and Buffalograss	5 Tablespoons or 15 teaspoons or 2.5 fl.oz.	6.4 fl.oz.
* This assumes the sprayer delivers approximately 2.5 gallons per 1,000 sq ft sprayed		
¹ Application to bermudagrass may cause temporary yellowing or discoloration but full recovery can be expected. Do not apply to bermudagrass when daytime temperatures exceed 85°F.		

Example for Kentucky bluegrass: To treat 3,000 sq.ft. of lawn, measure 20 fl.oz. of product into sprayer jar. Do not add water. **Set dial on 5 Tablespoons (Tbs) or 15 Teaspoons (tsp)** and apply uniformly on 3,000 sq.ft. of turfgrass.

- **To BEGIN spraying:** Attach hose to sprayer. Extend the garden hose to the farthest section of lawn to be treated. Rotate sprayer nozzle tip to direct spray up or down. Turn on water and squeeze trigger or rotate on/off knob to begin.
- **AFTER spraying:** Unused product or concentrate can be poured back into the original container. Keep the dial setting and clean the sprayer by rinsing the sprayer jar with water for one minute.

Check the directions you received when you purchased your sprayer for further details on the proper use of your dial sprayer.

**[Applicator Option 3]
FOR CONCENTRATE-PLUS-WATER SPRAYERS OR HOSE-END SPRAYERS WITH PRE-MIXING**

For sprayers that require the addition of water and concentrate before application:

1. From Table 3, [the chart] determine the amount of concentrate required to treat the entire lawn. Pour concentrate into sprayer jar to the required “fl.oz.” level.
2. Add the appropriate amount of water to the “gals.” level. Replace sprayer top on jar and shake well before spraying.
3. Attach sprayer to hose. Extend hose to the farthest area of lawn to be treated and work toward faucet. Apply evenly to lawn.

Table 3. Application rates for turfgrass with hose-end sprayers that require pre-mixing. (Suitable for 12 gallon lawn sprayer with 32 fl.oz. jar capacity and a dilution rate of 50:1)		
Area to be treated	Kentucky bluegrass, Fescue spp., Perennial ryegrass, Zoysiagrass Bermudagrass¹ and Buffalograss	Gallon mark/level on sprayer jar
1,250 sq.ft.	8 fl.oz.	3 gal
1,875 sq.ft.	12 fl.oz.	5 gal
2,500 sq.ft.	16 fl.oz.	6 gal
3,750 sq.ft.	24 fl.oz.	9 gal

¹ Application to bermudagrass may cause temporary yellowing or discoloration but full recovery can be expected. Do not apply to bermudagrass when daytime temperatures exceed 85° F.

Example for Kentucky bluegrass: To treat 3,750 sq.ft. of lawn, pour 24 fl.oz. of product into sprayer jar. Add water to the 9 gallon mark, and apply uniformly on 3,750 sq.ft. of turfgrass.

Check the directions you received when you purchased your sprayer for further details on the proper use of your sprayer.

**[Applicator Option 4]
FOR READY SPRAY NOZZLE (Dial Button)**

Marketing Phrase: Just connect to your garden hose and spray!

HOSE END SPRAYER INSTRUCTIONS [Dial Button]

1. Shake container well before using.
2. Connect a garden hose to the Ready-Spray nozzle. Make sure the dial on the nozzle is in the “OFF” position with the [green] safety tab in the valve notch.
3. Turn on water at faucet. Extend hose to the farthest area to be treated and work toward the faucet.
4. To BEGIN spraying, point nozzle toward lawn
 - a. bend the green safety tab (located at right of [yellow] dial) back and hold,
 - b. using your other hand, QUICKLY turn the dial clockwise until it stops. Water will automatically mix with the product.
5. Spray until wet to control weeds. Walk at a steady pace while spraying using an even sweeping motion, slightly overlapping treated areas. One quart will treat up to 5,000 sq.ft. of Southern or Northern grasses.

For rectangular areas, calculate square feet by multiplying length by width. Refer to sight gauge to guide coverage (example: when bottle is half empty, you should have covered half the area).

6. To STOP spraying, QUICKLY turn the dial in the opposite direction of “ON” (counter clockwise) until it stops and the safety tab engages into the notch. Turn water off at faucet. To relieve pressure before removing nozzle from hose, bend the safety tab back and turn dial “ON” until water stops spraying.
7. To STORE unused product, make sure the dial is in the “OFF” position with the [green] safety tab in the valve notch.

Turfgrass	Total Treated Area for 1.0 quart (32 fl.oz.) sprayer jar or retail container	Amount of Herbicide applied per 1,000 sq.ft.
Kentucky bluegrass, Fescue spp., Perennial ryegrass, Zoysiagrass, Bermudagrass ¹ and Buffalograss	Up to 5,000 sq.ft.	6.4 fl.oz.
¹ Application to bermudagrass may cause temporary yellowing or discoloration but full recovery can be expected. Do not apply to bermudagrass when daytime temperatures exceed 85° F.		

[Applicator Option 5]

DIRECTIONS FOR REFILLING A POWER PUMP (for preparing the spray mixture of EH-1462 Herbicide from EH-1464 Herbicide.)

[Easy to mix • Just add water • Makes one gallon • Single-use refill • No measuring required • Power Sprayer Refill]

To refill the Power Pump: [Mix 8.5 fl.oz.] [pour in the entire contents of this 8.5 fl.oz. bottle] and dilute to a gallon with water. See the Power Pump label for complete directions.

The Power Pump can be refilled up to 5 times with EH-1464 Herbicide

IMPORTANT: Do not refill more than 5 times. Do not use any product other than EH-1464 Herbicide in this Power Pump. Incompatible chemicals may damage the pump making it unsafe to use.

DIRECTIONS FOR REFILLING Spectracide Weed Stop EzSPRAY(TM) [OPTIONAL DIRECTIONS]

To refill the **EzSPRAY(TM)** applicator, measure 8.5 fl.oz. of EH-1464 Herbicide into a one gallon container and mix with water to make 1 gallon of solution. Mix thoroughly before using. See **EzSPRAY(TM)** label for complete directions.

The **EzSPRAY(TM)** applicator can be refilled up to 5 times with EH-1464 Herbicide.

IMPORTANT: Do not refill more than 5 times. Do not use any product other than EH-1464 Herbicide in the **EzSPRAY(TM)** Applicator. Incompatible chemicals may damage the applicator making it unsafe to use.

[Applicator Option 6]

Tank Sprayer

[Applicator (Device)(Applicator Name) Directions/Instructions]

- Add 4 fl.oz. of product per 1 gallon for every 500 sq.ft. to be treated.
- Apply evenly over area being treated.
- Allow to soak into ground, avoiding runoff to nearby desirable plants.

[Applicator Option 7]

Ready-Spray II

[Applicator] [Device] [Applicator Name] Directions/Instructions

[Optional]

1. [Measure the total [entire] area to be sprayed. For rectangular areas, multiply the length by the width to obtain total square feet.
2. See below directions for the ready-to-use hose-end sprayer.
3. Spray evenly over the entire measured area.]

[End Optional Language]

HOW TO USE:

Connect:

1. Connect sprayer to [garden] hose.
2. Turn on water.
[User Tip: Start at the farthest point and work back.]

Spray:

1. To BEGIN spraying, [Bend small plastic tab back and] move/turn/rotate/slide [color] switch/knob/lever/slider to ON [position].
2. Spray evenly over measured area.

Finish:

1. To STOP spraying move/turn/rotate/slide [color] switch/knob/lever/slider to OFF [position].
2. Turn off water.
3. Relieve water pressure by pressure by moving/turning/rotating/sliding [color] switch/knob/lever/slider to ON/WATER [position].
4. After water slows to a drip, move/turn/rotate/slide [color] switch/knob/lever/slider [back] to OFF [position].
5. Disconnect sprayer from [garden] hose.

[Applicator Option 8]

Ready-Spray

[Applicator] [Device] [Applicator Name] Directions/Instructions

HOW TO USE:

Connect: [illustration]

- Connect/Attach/Sprayer/bottle to end of hose
- Turn on water
- Extend hose to farthest area to be treated

Spray: [illustration]

- To begin spraying, [disengage safety lock and] point nozzle in the direction you want to spray.
- Slide thumb activation switch forward to ON position.
- Spray evenly over measured area

Finish: [illustration]

- To STOP spraying, slide thumb activation switch backward to OFF position.
- Turn off water.
- Relieve water pressure by sliding thumb switch to ON [WATER] [WATER ONLY] position until water slows to a drip. Then, slide switch back to OFF position [and engage safety lock].
- Disconnect the sprayer from hose.

[Applicator Option 9]

Dial 'N Spray

[Applicator] [Device] [Applicator Name] Directions/Instructions

HOW TO USE:

Set:

- Turn dial to 2 1/2 oz
- [The application rate for this product is 2 1/2 oz of product per 400 sq.ft.]

Fill:

- Pour desired amount of concentrate into sprayer jar.
- Turn sprayer nozzle to preferred spray.
- Do NOT add water.

Spray:

- Connect [garden] hose to sprayer.
- Turn on water.
- Press and hold trigger for continuous spray. Apply evenly.
- Allow to soak into ground, avoiding runoff to nearby desirable plants.

Finish:

- Pour unused concentrate back into its original container.
- To clean: refer to the Ortho® Dial N Spray® cleaning instructions.

OR:

Set: [Applicator Name]

- Turn dial to 2 1/2 oz.

Connect:

1. Remove jar from [Ortho® Dial 'N Spray®] [applicator name] [applicator/sprayer].
2. Remove cap from the concentrate bottle. [Keep cap for storage.]
3. Twist [screw] the [Ortho® Dial 'N Spray®] [applicator name] [applicator/sprayer] onto concentrate bottle to attach.
4. Connect [garden] hose to the sprayer and turn on water.

Spray:

1. Press and hold trigger for continuous spray. Apply evenly.
2. Spray only until the surface [of the lawn] is wet.

Finish:

1. Untwist [unscrew] the [product name] concentrate bottle from the [Ortho® Dial 'N Spray®] [applicator name] [applicator/sprayer].
2. Replace cap on the [product name] concentrate bottle.
3. To clean: Refer to the Ortho® Dial 'N Spray® cleaning instructions.

Refer to the Ortho® Dial 'N Spray label and booklet for additional information.

Important: To prevent sprayer from clogging, always clean after use, as directed.

CULTURAL TIPS AND NOTES:

Adequate moisture and mild environmental conditions enhance the performance of EH-1464 Herbicide. Apply only to actively growing weeds. Apply when daytime temperatures are between 40° and 90°F. Avoid applications of this product when turfgrass is under stress since injury may result.

For newly seeded areas:

- Do not apply within 4 weeks after seedling emergence of Kentucky bluegrass, fine fescue blends and perennial ryegrass. Apply this product to newly seeded grasses when well-established (approximately 6 weeks after seedling emergence) or after the third mowing.

For newly sodded, sprigged, or plugged areas:

- Delay the application of this product to newly sodded, sprigged, or plugged grasses until 3 to 4 weeks after the sodding, sprigging, or plugging operations.

Seeding:

- Turf species listed on this label can be seeded into the treated areas at 4 weeks after the application of this product.

Irrigation:

- Do not apply this product immediately before rainfall or irrigation. For best results, do not irrigate or water the turfgrass within 24 hours after application.
- If dry conditions exist, a scheduled irrigation or watering 24 hours before and 24 hours after application is recommended.

Mowing:

- Delay mowing 2 days before and until 2 days after the application of this product. Additional stress from low mowing heights may increase the possibility of turf injury.
- Leave clippings from the first three mowings on the treated area. Do not use clippings from the treated areas as mulch or compost around flowers, ornamentals, trees, or in vegetable gardens.

PROHIBITIONS:

- Do not treat when air temperatures exceed 85°F as damage to grass may occur.
- Application at rates above specified on this label may cause injury to turfgrass.
- Do not apply this product to food crops (gardens and vegetables), forage crops, or ornamental plants including flowers, trees, shrubs, hedges, woody ornamentals, groundcovers established in landscape plantings and other nontarget plants.
- Do not spray exposed roots of ornamentals and trees.

STORAGE AND DISPOSAL

Do not contaminate water, food, or feed by storage and disposal.

Pesticide Storage: Store in original container in a locked storage area inaccessible to children or pets.

PESTICIDE DISPOSAL AND CONTAINER HANDLING: Nonrefillable container. Do not reuse or refill this container. **If empty:** Place in trash or offer for recycling if available. **If partly filled:** Call your local solid waste agency or www.website.com for disposal instructions. Never place unused product down any indoor or outdoor drain.

LIMITED WARRANTY AND DISCLAIMER

FOR USE ONLY AS DIRECTED. TO THE EXTENT CONSISTENT WITH APPLICABLE LAW THE MANUFACTURER NEITHER MAKES NOR INTENDS ANY EXPRESS OR IMPLIED WARRANTIES, INCLUDING ANY WARRANTY OF MERCHANTABILITY OR FITNESS FOR A PARTICULAR PURPOSE, WHICH ARE HEREBY EXPRESSLY DISCLAIMED. TO THE EXTENT CONSISTENT WITH APPLICABLE LAW, IN NO CASE SHALL THE MANUFACTURER BE LIABLE FOR INCIDENTAL, CONSEQUENTIAL, OR SPECIAL DAMAGES RESULTING FROM THE USE OR HANDLING OF THIS PRODUCT.

If these terms are not acceptable, return this product unopened immediately to the point of purchase, and the purchase price will be refunded in full. The terms of this Limited Warranty and Disclaimer cannot be varied by any written or verbal statements or agreements at the point of sale or elsewhere.

[Optional Warranty Statement]

NOTICE: To the extent consistent with applicable law, buyer assumes all responsibility for safety and use not in accordance with directions.

If for any reason you are not satisfied after using this product, simply send us original proof of purchase and we will refund the purchase price.

Questions or comments? Call toll free 1-800-xxx-xxxx.

[telephone number, address, website information for supplemental registrant or distributor].

APPENDIX

1. Statements which may appear on different label components depending on packaging configuration.

- See next panel for additional Precautionary Statements and First Aid
- Net Contents: _____
- EPA Est. No. _____




2. Advertising claims that may be presented on container labeling, advertisements, brochures, and other marketing/sales promotional materials:

EFFICACY

- Tough weed killer
- Kills even the tough[est] broadleaf weeds [like clover, dandelion, oxalis]
- Destroys the hard-to-kill broadleaf weeds [like clover, dandelion, oxalis]
- Kills major broadleaf weeds [like clover, dandelion, oxalis]
- Kills dandelion, chickweed, wild onion, oxalis, plantain, poison ivy and many others. [See Weed details on back.]
- Kills [major] broadleaf weeds
- Kills broadleaf weeds in lawns
- Kills poison ivy and poison oak
- Provides broadleaf control
- Controls [Kills] clover, dandelion, plantain, chickweed and [other broadleaf weeds] [others as listed]
- Clobbers clover
- clover control [in as little as one week]
- Controls clover in one week
- Kills XX [listed] [types of] [brush and] weeds [as listed] [roots and all]
- Kills weed roots
- Kills the root
- Kills weed roots!
- Kills more weeds
- Kills tough lawn weeds
- Especially effective on all types of hard-to-kill weeds. [Kills more weeds] than the competition [Our toughest formula [ever] [or the toughest weeds]
- Kills even [tough/ the toughest] weeds** ** see inside [booklet] for weed list
- Kills the root[s] [so weeds don't come back] [first time, every time] [guaranteed] qualify guarantee
- Kills the weed you see and the root you don't
- Kills [to] the root[s] [Guaranteed[!/*]] qualify guarantee
- Kills weeds dead** ** see inside [booklet] for weed list
- Kills weeds, roots and all** ** see inside [booklet] for weed list
- Spray the [weed/ leaves] to kill the root
- Season long [weed] control* [*as listed/ for dandelion and/& clover]
- [Up to] 3 month [weed] control* [*as listed/ dandelion and clover]
- Post-emergent: kills existing [listed] weeds
- Kills/clears out/takes out/stops/controls/eliminates weeds/Dandelion(s) [and/& Clover(s)] [for up to [3 months/ a season/12 weeks/90 days], [guaranteed] [*]

- Clear[s] out weeds* [for up to [3 months/ a season/12 weeks/90 days], [guaranteed] [*] (*dandelion and clover)]
- Control[s] weeds* [for up to [3 months/ a season/ all season long/12 weeks/90 days], [guaranteed] [*] (* dandelion and clover)]
- Stop[s] weeds* [for up to [3 months/ a season/ all season long/12 weeks/90 days], [guaranteed] [*] (* dandelion and clover)]
- Kill weeds* [for up to [3 months /a season/ all season long/12 weeks/90 days], [guaranteed] [*] (*dandelion and clover)]
- Take[s] out weeds* [for up to [3 months/ all season long/ a season/12 weeks/90 days], [guaranteed] [*] (*dandelion and clover)]
- Eliminate(s) weeds* [for up to [3 months /a season/ all season long/12 weeks/90 days], [guaranteed] [*] (*dandelion and clover)]
- Apply once and you are/you're done [with dandelions and clover][for up to][3 months/ a season/ all season long/12 weeks/90 days], [guaranteed] [*]
- One step weed control [for dandelion and clover] [for up to] [3 months/12 weeks/ 90 days]
- One [1] [easy] solution for [your] total weed control needs
- Use it now and you won't see weeds* [for up to] [3 months/ all season long/12 weeks/90 days], [guaranteed] [*] (*dandelion and clover)

SPEED

- [See] results in hours 
- Fast-acting for visible results in [8] hours 
- Visible results in [8] hours 
- Consistently fast on tough weeds like clover, plantain, ground ivy and spurge [various other weeds listed]
- Starts working on contact
- [Our] fastest formula ever
- [Our] fastest lawn weed killer ever

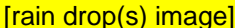
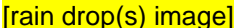


GUARANTEE

- [*] Guaranteed (we guarantee it) qualify guarantee
- [*] Guaranteed results [with one application] qualify guarantee
- [*] Guaranteed to kill to the root so weeds won't come back qualify guarantee
- [*] Guaranteed Satisfaction qualify guarantee
- [*] [GUARANTEED RESULTS or your money back.] If for any reason you are not satisfied after using this product, simply send us original proof of purchase and we will refund the purchase price.

WEATHER

- [Cool][all] weather performance
- Proven [all] [cool] weather performance
- Performs in both hot and cold weather

RAINPROOF

- Rainproof — [For control that] won't wash away
- [Rainfast][Rainproof] [in x hours] [Won't wash away] 
- Rainproof — Won't wash away
- [Rainproof] [Rainfast] in [as little as] 3 hours 
- Rainproof in [x] hours 
- Rainfast in 3 hours 

OTHER

- People and pets may enter treated area after spray has dried.
- [DID YOU KNOW?] [Insert Claims from Appendix]
- Be smarter than your weeds

- Before [Insert graphic of live weed]/ After [Insert graphic of dead weed]
- Not All Weed Killers Are the Same
- Great for spot treatments or larger areas
- This bottle [may] contain[s] an anti-theft device, [either inside or on the back of the bottle]. [It does not affect product performance].
- One easy solution for [pick any combination of weeds from the weed list]
- For use on Bluegrass, Fescue, Zoysia, Perennial Ryegrass
- For use on Northern grasses
- Kills the Weeds, not the Lawn
- Kills xx+ Weed Types Roots and All.
- Kills xx+ Weeds
- Kills weed roots
- Kills Dandelion, Chickweed, Wild onion, Plantain, Poison ivy and many others. Weed details on back. See Results in Hours.
- Rainproof in hours • Rainproof in as little as 3 hours — won't wash away. Economical Concentrate
- Water-Based
- 1 quart treats up to x,xxx square feet
- Especially effective on all types of hard-to-kill weeds
- Kills xx+ [listed] types of weeds [as listed] • Kills weed roots! • Kills major broadleaf weeds
- Dilutable concentrate
- Clear-view measuring window
- For home lawn care.
- Kills over xxx [listed] weed types [as listed] including dandelion, chickweed, wild onion, plantain and poison ivy.
- Kills broadleaf weeds in lawns
- Kills major broadleaf weeds, roots and all. And brand name is formulated to kill only the weeds, not the lawn. Use as directed to kill major broadleaf weeds in your lawn.
- Kills dandelion and many other broadleaf weeds
- [Brand name] controls more than xxx troublesome weeds including dandelion, clover, plantain and wild onion. It kills even woody weeds like poison ivy and poison oak
- This formula covers up to x,xxx sq.ft.
- Use on Lawns to Kill the Toughest Weeds like Clover and Dandelion.
- Kills Weeds, Won't Harm Lawns* * when used as directed
- Kills Weeds, Won't Harm Lawns, Guaranteed* * when used as directed
- Won't Harm Lawns when used as directed
- Won't harm your lawn {guaranteed} qualify guarantee
- Guaranteed Results Or Your Money Back*
 - *If you are not satisfied with this product for any reason, send your written request for a refund to the address at left, together with the original dated store receipt showing the price you paid. Please allow 6 to 8 weeks for processing.
- New [improved] formula [now includes crabgrass control]
- All-in-one [3-in-1] weed control [for lawns]
- [3-in-1 weed control [for lawns]
- All-in-One Weed Killer for Lawns
- All-in-One [3-in-1] weed control [for lawns]
- One [1] [easy] solution for crabgrass, dandelions, clover and nutsedge
- Won't Harm Lawns* *When used as directed
- Won't harm grass [when used as directed]
- Kills Weeds – Won't Harm Lawns
- Will not Harm [Your] Lawn[s]
- Easy on lawns [grass], tough on weeds!
- Lawn Friendly
- Kills Crabgrass [plus] [over XX] Broadleaf Weeds** ** see inside [booklet] for weed list

- No more hand pulling
- [Now] kills [controls] crabgrass [yellow nutsedge] [foxtail]
- Kills [controls] [lawn] weeds
- Targets the toughest [stubborn] weeds [crabgrass] [yellow nutsedge].
- root kill
- Kills the toughest weeds - down to the root
- [Kills the root so] weeds won't come back
- Lawn-friendly formula
- Weed deadly. Lawn friendly.
- Kills weeds [including crabgrass] - not the lawn.
- For a weed-free lawn.
- Weed-free. Worry-free.
- No weeds. No worry.
- Starts working immediately
- Fast acting [formula]
- Destroys weeds [dandelions] [clover] [oxalis] [crabgrass] [yellow nutsedge] completely - [down to the root].
- Long lasting [formula]
- [Works fast] on [hard-to-kill] weeds
- [Even] works in cold [and hot] weather [temperatures]
- Let [Weed Stop] [the liquid] do the weeding
- Kills on contact
- A simple [an easy] step towards a weed free lawn [yard]
- [Now] kills xx types of weeds - [grass or broadleaf]
- Super Value [concentrate]
- Better Value [concentrate]
- Super Saver [concentrate]
- The value of [x] [size RTU] in one concentrate!
- Water-based
- Guaranteed [results] or your money back
- Clear-view measuring window
- For home lawn care
- For home lawns only
- For a beautiful, weed-free lawn
- Helps keep lawns weed-free
- Ideal for spot treating individual lawn weeds
- Kills the weeds, not the lawn
- Kills weeds, not lawn grasses
- Kills [down to] the root, [not the lawn]
- For use on lawns
- Targets weeds, leaves [grasses] [the lawn] unharmed
- Covers [Treats] up to x,xxx sq.ft.
- 1 quart covers up to x,xxx sq.ft.
- Economical concentrate
- Dilutable concentrate
- U. S. Patent 6,849, 579 patented formula
- Kills yellow nutsedge
- Visible results in 8 hours
- Kills both broadleaf and grass weeds
- Kills xx types of weeds

PROMOTIONAL OFFERINGS OPTIONS

- Bonus [Size/ Pack/ Pak]

- Bundle Pack
- [Insert #] Bottles [Included]
- [Insert value]% Free [More] [than X] qualify
- [Insert value]% More Value size [than X] qualify
- Club [Pack/ Pak]
- Combo [Pack/ Pak]
- NEW! Use only if new package or formulation
- New and Improved! Use only if new package or formulation
- New! Larger size [covers up to [Insert value] sq ft]
- NOW! Use only if new package or formulation
- Refill [Included]
- VALUE [SIZE/ SIZED]
- Value [Pack/ Pak]

ADDITIONAL LANGUAGE

- For best results in non-lawn areas [like garden beds, patios and driveways,] use Roundup(R) Weed & Grass Killer
- Weed problems in non-lawns areas? [Try] [We recommend] Roundup(R) Weed & Grass Killer.

MEASUREMENT CALCULATIONS: Total lawn area in square feet = length x width.

EQUAL MEASURES:

- 1 fl.oz. = 2 Tablespoons = 6 Teaspoons (tsp.)
- 2 fl.oz. = 4 Tablespoons
- 4 fl.oz. = 1/2 cup
- 16 fl.oz. = 1 pint
- 8 fl.oz. = 1 cup
- 32 fl.oz. = 1 quart

WEEDS			
Amaranth, purple	Cupid shaving brush	Mustard, ball	Speedwell, common
Amaranth, slender	Cudweed	Mustard, black	Speedwell, corn
Aster, heath	Daisy, English	Mustard, blue	Speedwell, ivyleaf
Aster, white heath	Daisy, oxeye	Mustard, hedge	Speedwell, Persian
Aster, purple	Dandelion, common	Mustard, Indian,	Speedwell, purslane
Aster, white prairie	Dandelion, false	Mustard, tansy	Speedwell, slender
Artichoke	Day flower	Mustard, tumble	Speedwell, snow
Austrian fieldcress	Deadnettle	Mustard, white	Speedwell, thymeleaf
Bedstraw, catchweed	Dichondra	Mustard, wormseed	Spiny amaranth
Bedstraw, smooth	Dock, broadleaf	Nettle, stinging (burning)	Spurge, spotted
Bedstraw, northern	Dock, curly	Nettle, tall	Spurge, prostrate
Bedstraw, pineywoods	Dogbane	Nettle, wood	Spurweed
Beggarticks, hairy	Dogfennel	Parsley-piert	Star of Bethlehem
Betony, Florida	Dollarweed	Parsnip	Strawberry, Indian mock
Bindweed, Field	(pennywort)	Pearlwort	Tansy ragwort
Bindweed, hedge	Doveweed	Pennycress (Frenchweed)	Tanweed
Bitter Wintercress	Elderberry	Pepperweed, perennial	Thistle, blessed
Bittercress, hairy	Falseflax	Pepperweed, Virginia	Thistle, bull
Bitterweed	False sunflower	(peppergrass)	Thistle, Canada
Black-eyed Susan	Fiddleneck	Pigweed, prostate	Thistle, flodman (prairie)
Black medic	Filaree, redstem	Pigweed, redroot	Thistle, musk
Blood flower milkweed	Filaree, whitestem	Pigweed, Russian	Thistle, platte
Blue lettuce	Fleabane, daisy	Pigweed, smooth	Thistle, plumeless
Brassbuttons	(annual)	Pigweed, tumble	Thistle, Russian
Bristly oxtongue	Fleabane, rough	Pineappleweed	Thistle, Scotch
Broomweed	Galinsoga, hairy	Plains coreopsis (tickseed)	Thistle, wavyleaf
Buckhorn	Galinsoga, smallflower	Mugwort	Thistle, yellow (horrible)










WEEDS			
Bullnettle	Goldenrod	Plantain, blackseed	Trailing crownvetch
Burclover	Ground ivy	Plantain, bracted	Velvetleaf
Burdock	Groundsel	Plantain, broadleaf	Vervain, blue
Burweed, lawn (spurweed)	Gumweed	Plantain, buckhorn	Vervain, hoary
Buttercup, bulbous	Hairy fleabane	Plantain, hoary	Vervain, prostrate
Buttercup, creeping	Hawkweed, meadow	Plantain, narrowleaf	Vervain, tall
Buttonweed, common (poorjoe)	Hawkweed, mouseear	Plantain, slender	Vetch, bird
Buttonweed, Virginia	Hawkweed, orange	Plantain, woolly	Vetch, hairy
Carolina geranium (wild)	Hawkweed, yellow	Poison ivy	Vetch, milk
Carpetweed	Healall	Poison oak	Vetch, narrowleaf
Catnip	Heartleaf drymary	Pokeweed	Vetch, wild
Catsear, spotted (false dandelion)	Hemp	Prairie sunflower	Virginia creeper
Chamber bitter	Henbit	Prickly lettuce (compass plant)	Western clematis
Chickweed, common	Hoary cress	Prickly sida	Western salsify
Chickweed, mouseear	Horsenettle	Prostrate knotweed	Wild aster
Chickweed, sticky	Horseweed	Puncturevine	Wild buckwheat
Chicory	Jimsonweed	Purslane, common	Wild carrot
Cinquefoil	Johnny-Jumpup violet	Pusley, Brazil	Wild four-o'clock
Clover, crimson	Knawel	Pusley, Florida	Wild garlic
Clover, alsike	Knotweed, prostrate	Pusley, large flower	Wild lettuce
Clover, hop	Kochia	Ragweed, bur	Wild marigold
Clover, rabbit foot	Lambsquarters	Ragweed, common	Wild mustard (yellow rocket)
Clover, red	Lespedeza	Ragweed, lanceleaf	Wild onion
Clover, strawberry	Mallow, alkali	Ragweed, western	Wild parsnip
Clover, yellow sweet	Mallow, bristly	Redstem filaree	Wild radish
Clover, white sweet	Mallow, common	Rough cinquefoil	Wild rape
Clover, white	Mallow, dwarf	Scarlet pimpernel	Wild strawberry
Cockle	Mallow, Venice	Shepherdspurse	Wild sweet potato
Cocklebur	Marcela	Smartweed, ladythumb	Wild violet
Cocklebur, oriental	Matchweed	Smartweed, pale	Woodsorrel, creeping
Cocklebur, spiny	Mexicanweed	Smartweed, Pennsylvania	Woodsorrel, violet
Common mullein	Moneywort	Smooth chaff-flower	Woodsorrel, yellow (Oxalis)
Corn spurry	Morningglory, bigroot	Smooth dock	Woolly croton
Creeping beggarweed	Morningglory, ivyleaf	Sorrel, red (sheep)	Wormseed
Creeping Jenny (creeping Charlie)	Morningglory, Mexican	Sowthistle, annual	Yarrow, common
	Morningglory, red	Sowthistle, spiny	Yarrow, western
	Morningglory, tall	Spanish needles	Yarrow, yellow
	Morningglory, woolly	Speedwell, bi-lobed	


3. Optional/Example Graphics

The following are representative examples of graphics that could be used in the marketed label. If the graphic is used, minor changes to the exact color, shapes or orientation of items depicted, or the amount or size of graphic may occur based on marketing decisions and the available space on the label.

Graphic potentially used on front label



Graphics potentially used for Optional Roundup® Graphics Wheel component claims		
		For optional use with speed of results claims (i.e. Starts Working Immediately)
		For optional use with rainproof/rainfast claims (i.e. Rainproof in 3 Hours)
		For optional use with efficacy claims (i.e. Kills Roots Guaranteed)
		Crabgrass
		Dandelion
		Clover
		Yellow Nutsedge
		Optional illustration to be used in conjunction with explanatory label text. (i.e. Connect Sprayer to Hose. Turn on Water 1 quart treats up to 5,000 sq. ft.)
		Optional illustration to be used in conjunction with explanatory label text. (i.e. Add 4 fl. Oz. Product per Gallon)

	Optional illustration to be used in conjunction with explanatory label text. (i.e. Add 4 fl. Oz. Product per Gallon, Treats up to 500 sq. ft.)
---	---

DOCUMENT CONTROL INFORMATION

- 1. Unique Label Identifier:** 002217-00918.20210908.notif-proposed-highlighted.doc
- 2. Reason for Issue:** Optional/Example Graphics