



**OFFICE OF CHEMICAL SAFETY AND POLLUTION PREVENTION**

WASHINGTON, D.C. 20460

July 22, 2025

Eric Smith  
Vice President of Regulatory, Formulation, & GLP  
PBI/Gordon Corporation  
22701 W. 68<sup>th</sup> Terrace  
Shawnee, KS 66226

Subject: Notification per PRN 98-10 – Addition of New Optional Symbols and Graphics  
Used in Conjunction With and in Close Proximity to Explanatory Label Text  
Product Name: EH-1459 LIQUID WEED AND FEED  
EPA Registration Number: 2217-911  
Application Date: June 3, 2025  
Case Number: 659104

Dear Eric Smith:

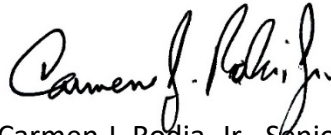
The Agency is in receipt of your Application for Pesticide Notification under Pesticide Registration Notice (PRN) 98-10 for the above referenced product. The Registration Division (RD) has conducted a review of this request for its applicability under PRN 98-10 and finds that the action requested falls within the scope of PRN 98-10.

The label submitted with the application has been stamped “NOTIFICATION” and placed in our records.

Should you wish to add/retain a reference to the company’s website on your label, then please be aware that the website becomes labeling under the Federal Insecticide, Fungicide, and Rodenticide Act (FIFRA) and is subject to review by the Agency. If the website is false or misleading, the product would be misbranded and unlawful to sell or distribute under FIFRA section 12(a)(1)(E). 40 CFR § 156.10(a)(5) lists examples of statements EPA may consider false or misleading. In addition, regardless of whether a website is referenced on your product’s label, claims made on the website may not substantially differ from those claims approved through the registration process. Therefore, should the Agency find or if it is brought to our attention that a website contains false or misleading statements or claims substantially differing from the EPA approved registration, the website will be referred to the EPA’s Office of Enforcement and Compliance.

If you have any questions, please contact Carmen Rodia via e-mail at [Rodia.Carmen@epa.gov](mailto:Rodia.Carmen@epa.gov).

Sincerely,

A handwritten signature in black ink, appearing to read "Carmen J. Rodia, Jr.", written in a cursive style.

Carmen J. Rodia, Jr., Senior Risk Manager  
Invertebrate & Vertebrate Branch 2  
Registration Division (7505T)

Enclosure:      *Stamped "NOTIFICATION" Label, July 22, 2025*

## NOTIFICATION

2217-911

The applicant has certified that no changes, other than those reported to the Agency have been made to the labeling. The Agency acknowledges this notification by letter dated:

7/22/2025

# EH-1459 LIQUID WEED AND FEED

## EPA Reg. No. 2217-911

**Alternate Brand Name:** Gordon's Pasture Pro Plus One-Step Weed & Feed 15-0-0, Pasture Pro Plus One-Step Weed & Feed 15-0-0, Gordon's Weed & Feed 15-0-0, Weed & Feed 15-0-0, Gordon's Weed & Feed 15-0-0 Tankables, Weed & Feed 15-0-0 Tankables

### ACTIVE INGREDIENT:

2,4-D, dimethylamine salt ..... 2.57%

2,4-D, diethanolamine salt ..... 1.26%

INERT INGREDIENTS: ..... 96.17%

TOTAL ..... 100.00%

### THIS PRODUCT CONTAINS:

0.271 lb. 2,4-dichlorophenoxyacetic acid equivalent per gallon or 2.99%

Isomer Specific by AOAC Methods.

<b>GUARANTEED ANALYSIS:</b> 15-0-0	
Total Nitrogen (N) .....	15.0%
15.0% Urea Nitrogen Derived from urea.	

## KEEP OUT OF REACH OF CHILDREN

## CAUTION

**STOP! READ THE ENTIRE LABEL FIRST. OBSERVE ALL PRECAUTIONS AND FOLLOW DIRECTIONS CAREFULLY.**

See [attached booklet] [inside pages][next panel][back panel] for additional Precautionary Statements and First Aid. [OR] See [attached booklet] [inside pages][next panel][back panel] for complete Precautionary Statements and Directions for Use (including First Aid, Agricultural Use Requirements and Storage and Disposal).

**Net Contents:** \_\_\_\_\_

**EPA Est. No.** \_\_\_\_\_

### Company Name and Address:

PBI/Gordon Corporation  
P.O. Box 860350  
Shawnee, KS 66286



## **PRECAUTIONARY STATEMENTS**

### **Hazards to Humans and Domestic Animals**

#### **CAUTION:**

#### **Personal Protective Equipment (PPE)**

All mixers, loaders, applicators, and other handlers must wear:

- long-sleeved shirt and long pants,
- shoes and socks, and
- gloves

See engineering controls for additional requirements.

Follow manufacturer's instructions for cleaning/maintaining PPE. If no such instructions for washables exist, use detergent and hot water. Keep and wash PPE separately from other laundry.

#### **Engineering Control Statements**

Containers over 1 gallon and less than 5 gallons: Mixers and loaders who do not use a mechanical system (probe and pump) to transfer the contents of this container must wear coveralls or a chemical-resistant apron in addition to the other required PPE.

#### **User Safety Recommendations**

Users should:

- Users should wash hands before eating, drinking, chewing gum, using tobacco, or using the toilet.
- Users should remove clothing/PPE immediately if pesticide gets inside. Then wash thoroughly and put on clean clothing. If pesticide gets on skin, wash immediately with soap and water.
- Users should remove PPE immediately after handling this product. Wash the outside of gloves before removing. As soon as possible, wash thoroughly and change into clean clothing.

#### **First Aid**

##### **If on skin or clothing:**

- Take off contaminated clothing.
- Rinse skin immediately with plenty of water for 15 - 20 minutes.
- Call a poison control center or doctor for treatment advice.

Have the product container or label with you when calling a poison control center or doctor or going for treatment. You may also contact 1-877-800-5556 for emergency medical treatment information.

#### **Environmental Hazards**

This pesticide is toxic to fish and aquatic invertebrates. Do not apply directly to water, to areas where surface water is present, or to intertidal areas below the mean high water mark. Drift and runoff may be hazardous to aquatic organisms in water adjacent to treated areas. Do not contaminate water when disposing of equipment wash waters or rinsate.

This chemical has properties and characteristics associated with chemicals detected in groundwater. The use of this chemical in areas where soils are permeable, particularly where the water table is shallow, may result in groundwater contamination. Application around a cistern or well may result in contamination of drinking water or groundwater.

## **DIRECTIONS FOR USE**

It is a violation of Federal law to use this product in a manner inconsistent with its labeling.

Do not apply this product in a way that will contact workers or other persons, either directly or through drift. Only protected handlers may be in the area during application.

For any requirements specific to your State or Tribe, consult the agency responsible for pesticide regulation.

### Agricultural Use Requirements

Use this product only in accordance with its labeling and with the Worker Protection Standard, 40 CFR part 170.

This standard contains requirements for the protection of agricultural workers on farms, forests, nurseries, and greenhouses, and handlers of agricultural pesticides. It contains requirements for training, decontamination, notification, and emergency assistance. It also contains specific instructions and exceptions pertaining to the statements on this label about personal protective equipment and restricted-entry interval. The requirements in this box only apply to uses of this product that are covered by the Worker Protection Standard.

Do not enter or allow worker entry into treated areas during the restricted-entry interval (REI) of 48 hours.

For early entry to treated areas that is permitted under the Worker Protection Standard and that involves contact with anything that has been treated, such as plants, soil, or water, wear:

- Coveralls
- Chemical-resistant gloves made of any waterproof material
- Shoes plus socks, and
- Protective eyewear

### Non-Agricultural Use Requirements

The requirements in this box apply to uses of this product that are NOT within the scope of the Worker Protection Standard for agricultural pesticides (40 CFR Part 170). The WPS applies when this product is used to produce agricultural plants on farms, forests, nurseries, or greenhouses.

**Reentry Statement:** Do not enter or allow people (or pets) to enter the treated area until sprays have dried.

### PRODUCT DESCRIPTION:

- Liquid Weed & Feed containing 2,4-D. Provides excellent weed control and green-up with no grazing restrictions for livestock when used as directed.
- Controls annual, biennial, and perennial broadleaf weeds
- Where to Use: Pastures, lawns and around outbuildings.

CULTURAL TIPS AND NOTES:		
When to Apply	Annual weeds	Spring or fall with active growth
	Biennial weeds	Spring or fall during seedling to rosette stage
	Perennial weeds	Spring or fall during bud to bloom stage
	Established grass	Apply when daytime temperatures are below 85°F
	Newly seeded areas	Apply this product to newly seeded grasses when well-established (approximately 6 weeks after seedling emergence) or after the third mowing.
Seeding intervals	Lawns and turfgrass	The treated area can be seeded at 4 weeks after the application of this product.
	Pasture renovation	Wait 4 weeks before inter-seeding.
Irrigation	Non-stressed turfgrass	Adequate soil moisture and favorable growing conditions enhance the performance of this product.

	<b>Stress from high temperatures, drought, insects or diseases.</b>	Avoid applications of this product when turfgrasses are under stress since injury may result. If dry conditions exist, schedule irrigations (watering) before and after the application. For best results, delay the irrigation until approximately 24 hours after application of this product.
<b>Mowing</b>		Delay mowing 2 days before and until 1 to 2 days after the application of this product.

## I. GRASS PASTURES

### Description and application rates for established grass pastures:

Pastures established with these grasses may be treated:	bermudagrass, bluegrass, brome, bahiagrass, canarygrass, tall fescue, orchardgrass, ryegrass, timothy and wheatgrass
Do not use on these grasses:	carpetgrass, cereal grains, buffalograss, St. Augustinegrass, forage sorghum and sudangrass
Do not use on these legumes:	Alfalfa, clovers, lespedezas, trefoils, wild winter peas, vetch and grass-legume mixtures

EH-1459 Liquid Weed and Feed will control or suppress annual, biennial, perennial and difficult-to-control broadleaf weeds in pastures. A partial list of broadleaf weeds is presented as follows:

**Annuals:** cocklebur (common), jimsonweed, knotweed, kochia, wild lettuce, lambsquarters (common), mallow (common), marestail (horseweed), morningglory, pennycress (field), pepperweed (Virginia), pigweed, (redroot, rough and smooth), puncturevine, ragweed, (common and giant), smartweed (Pennsylvania), sneezeweed (bitter), sowthistle (annual), sunflower (common), velvetleaf, waterhemp

**Biennials:** burdock (common, cockle, white), henbit, plantain (bracted), ragwort (tansy), starthistle (yellow), sweetclover, thistle (bull, milk, musk and plumeless).

**Perennials:** alfalfa, bindweed (field and hedge), buttercup (tall), bracken fern, chickweed, clover (white), dandelion, dock (curly and broadleaf), horsenettle, ground ivy, ironweed, knapweed, plantain (buckhorn), pokeweed, ragweed (western), smartweed (swamp), sowthistle, thistle (Canada), vetch, yarrow (common)

**Application rate:** Use 2.5 gallons of EH-1459 Liquid Weed and Feed per 15,000 sq.ft. (0.34 acre). Or, use 7.25 gallons of EH-1459 Liquid Weed and Feed per acre.

Equal (equivalent) rates of application and coverage for pastures are listed as follows:

Amount of EH-1459 Liquid Weed and Feed	Treated Area, sq.ft.	Treated Area, Acres
<b>1 gallon</b>	<b>6,000 sq.ft.</b>	<b>0.14 acre</b>
2 gallons	12,000 sq.ft.	0.28 acre
<b>2.5 gallons</b>	<b>15,000 sq.ft.</b>	<b>0.34 acre</b>
5.0 gallons	30,000 sq.ft.	0.68 acre
<b>7.25 gallons</b>	<b>43,560 sq.ft.</b>	<b>1.00 acre</b>

### Spray preparation:

- Add one-half (1/2) of the amount of water required to the sprayer tank. Add EH-1459 Liquid Weed and Feed.
- Add the balance of water.
- Use a 1:5 dilution of EH-1459 Liquid Weed and Feed in water. To prepare 15 gallons of spray solution, add 2.5 gallons of EH-1459 Liquid Weed and Feed to 12.5 gallons of water and apply uniformly to 0.34 acre. A quick-mix chart for spray preparation is presented below:

Amount of EH-1459 Liquid Weed and Feed	Amount of water, gallons	Total Spray Mix Volume (gal.)	Treated Area, Acres
<b>1 gallon</b>	<b>5.0 gallons</b>	<b>6</b>	<b>0.14 acre</b>
2 gallons	10.0 gallons	12	0.28 acre
<b>2.5 gallons</b>	<b>12.5 gallons</b>	<b>15</b>	<b>0.34 acre</b>

4.0 gallons	20.0 gallons	24	0.56 acre
<b>5.0 gallons</b>	<b>25.0 gallons</b>	<b>30</b>	<b>0.68 acre</b>
7.25 gallons	36.5 gallons	43.75	1.00 acre

### Spray equipment:

Spray equipment includes hand-operated sprayers, tractor-mounted sprayers, pull type sprayers, 3-point lawn and garden sprayers, utility sprayers, ATV (all-terrain vehicle) sprayers, and low pressure boom sprayers are suggested.

Please refer to the owner's manual of your spray equipment for calibration instructions. You may also visit [pbigordon.com/consumer](http://pbigordon.com/consumer) for information regarding the most popular sprayer brands.

<b>Pasture management, grazing interval and harvest interval: Limitations for post emergent applications to established grass pastures not in agricultural production.</b>	
<b>Maximum application rate</b>	2.5 gallons of product per 0.34 acre or 7.25 gallons of product per 1.0 acre
<b>Maximum number of applications per year</b>	2
<b>Minimum days between applications<sup>1</sup></b>	30 days
<b>Maximum application rate per acre per application</b>	2.0 pounds of 2,4-D acid equivalent per acre per application
<b>Maximum seasonal rate per acre<sup>2</sup></b>	14.5 gallons of product per acre per season
<b>Pregrazing interval</b>	0 days
<b>Preharvest interval<sup>3</sup></b>	7 days
Footnote 1: Do not apply within 30 days of the previous application.	
Footnote 2: Do not exceed the maximum seasonal rate of 14.5 gallons of product or 4.0 pounds of 2,4-D acid equivalent per acre per season.	
Footnote 3: Do not cut forage for hay within 7 days of application. If grass is to be cut for hay, the Agricultural Use Requirements for the Worker Protection Standard (WPS) [see page xx] are applicable.	

## II. FARM PREMISES AND FARMSTEADS

This product may be applied to broadleaf weeds around farm premises and farmsteads including:

Farm premises	<ul style="list-style-type: none"> <li>around outbuildings, equipment parking areas and farmyards</li> <li>on vacant lots, yards, lawns and fringe areas</li> <li>along fences, walkways, private roads and driveways</li> </ul>
Farmsteads	<ul style="list-style-type: none"> <li>around buildings, patios, houses and areas associated with home life along fences, driveways, parking areas and roads</li> </ul>
Lawns	<ul style="list-style-type: none"> <li>on vacant lots, yards, lawns and fringe areas</li> </ul>

**Established turfgrass:** EH-1459 Liquid Weed and Feed can be applied as a broadcast treatment to the following established turfgrass species:

<b>Cool season turfgrass</b>	<b>Warm season turfgrass</b>
Kentucky bluegrass Perennial ryegrass Fine fescues in blends/mixtures of red, hard and chewings fescue Tall fescue	Bermudagrass, common Bahia grass Zoysiagrass

Do not apply EH-1459 Liquid Weed and Feed to the following:

Cool season turfgrass	Warm season turfgrass	Other areas
Bentgrass, creeping Bentgrass, colonial	St. Augustinegrass Centipedegrass Carpetgrass	<ul style="list-style-type: none"> <li>• Lawns with desirable clovers or legumes</li> <li>• gardens and vegetables</li> <li>• ornamental plants including flowers, trees, shrubs, hedges, woody ornamentals, groundcovers established in landscape plantings</li> </ul>

Typical pasture weeds require a higher application rate to control. These lawn rates are designed for economical control of most common weeds in yards.

Application rate: Use 2.5 gallons of EH-1459 Liquid Weed and Feed per 20,000 sq.ft. (0.45 acre). Or, use 5.5 gallons of EH-1459 Liquid Weed and Feed per acre.

Equal (equivalent) rates of application and coverage for turfgrass are listed as follows:

Amount of EH-1459 Liquid Weed and Feed	Treated Area, sq.ft.	Treated Area, Acres
16 fl.oz. or 1 pint /1,000 sq.ft.	1,000 sq.ft.	0.02 acre
<b>1 gallon</b>	<b>8,000 sq.ft.</b>	<b>0.18 acre</b>
2 gallons	16,000 sq.ft.	0.37 acre
<b>2.5 gallons</b>	<b>20,000 sq.ft.</b>	<b>0.45 acre</b>
5.0 gallons	40,000 sq.ft.	0.92 acre
<b>5.5 gallons</b>	<b>43,560 sq.ft.</b>	<b>1.00 acre</b>

#### Spray preparation:

- Use a 1:5 dilution of EH-1459 Liquid Weed and Feed in water. To prepare 15 gallons of spray solution, add 2.5 gallons of EH-1459 Liquid Weed and Feed to 12.5 gallons of water and apply uniformly to 0.45 acre. A quick-mix chart for spray preparation is presented below:

Amount of EH-1459 Liquid Weed and Feed	Amount of Water, gallons	Total Spray Mix Volume (gals.)	Treated Area, Acres
<b>1 gallon</b>	<b>5 gallons</b>	<b>8</b>	<b>0.18 acre</b>
2 gallons	10 gallons	12	0.37 acre
<b>2.5 gallons</b>	<b>12.5 gallons</b>	<b>15</b>	<b>0.45 acre</b>
4.0 gallons	20.0 gallons	24	0.72 acre
<b>5.0 gallons</b>	<b>25 gallons</b>	<b>30</b>	<b>0.92 acre</b>
5.5 gallons	27.5 gallons	33	1.00 acre

#### Spray equipment:

See the spray equipment descriptions in the section for pastures.

#### Turfgrass management

Limitations for post emergent applications to turfgrass established on farmsteads and farm premises.	
Maximum application rate	2.5 gallons of product per 0.45 acre Or 5.5 gallons of product per 1.0 acre
Maximum number of applications per year	2
Minimum days between applications	30 days
Maximum application rate per acre per application	1.5 pounds of 2,4-D acid equivalent per acre per application
Maximum seasonal rate per acre <sup>1</sup>	11.0 gallons of product per acre per season
Footnote 1: Do not exceed the maximum seasonal rate of 11.0 gallons of product or 3.0 pounds of 2,4-D acid equivalent per acre per season, excluding spot treatments.	



### **Spray preparation for small turfgrass areas, spot treatments or as a follow-up treatment with hand-operated sprayers.**

Use a 1:5 dilution of EH-1459 Liquid Weed and Feed in water. To prepare 3 gallons of spray solution, add 4 pints of EH-1459 Liquid Weed and Feed to 2.5 gallons of water and apply uniformly to 4,000 sq.ft. A quick-mix chart for spray preparation is presented below:

Spray preparation for backpack sprayers, knapsack sprayers and hand-operated pump sprayers.

Area to be treated, sq.ft.	Amount of EH-1459 Liquid Weed and Feed, pints	Amount of water, gallons
1,000 sq.ft.	1 pint	2.5 quarts
2,000 sq.ft.	2 pints	1.25 gallons
4,000 sq.ft.	4 pints	2.5 gallons
5,000 sq.ft.	5 pints	3.0 gallons
6,000 sq.ft.	6 pints	4.0 gallons
8,000 sq.ft.	8 pints (1 gallon)	5.0 gallons

Equal measures: 1 pint = 16 fl.oz.

### **SPRAY DRIFT MANAGEMENT**

A variety of factors including weather conditions (e.g., wind direction, wind speed, temperature, relative humidity) and method of application can influence pesticide drift. The applicator must evaluate all factors and make appropriate adjustments when applying this product.

#### **Droplet Size**

When applying sprays that contain 2,4-D as the sole active ingredient, or when applying sprays that contain 2,4-D mixed with active ingredients that require a coarse or coarser spray, apply only as a coarse or coarser spray (ASAE standard 572) or a volume mean diameter of 385 microns or greater for spinning atomizer nozzles.

#### **Wind Speed**

Do not apply at wind speeds greater than 15 mph. Only apply this product if the wind direction favors on-target deposition and there are not sensitive areas (including, but not limited to, residential areas, bodies of water, known habitat for nontarget species, nontarget crops) within 250 feet downwind. If applying a medium spray, leave one swath unsprayed at the downwind edge of the treated field.

#### **Temperature Inversions**

If applying at wind speeds less than 3 mph, the applicator must determine if: a) conditions of temperature inversion exist, or b) stable atmospheric conditions exist at or below nozzle height. Do not make applications into areas of temperature inversions or stable atmospheric conditions.

#### **Susceptible Plants**

Do not apply under circumstances where spray drift may occur to food, forage, or other plantings that might be damaged or crops thereof rendered unfit for sale, use or consumption. Susceptible crops include, but are not limited to, cotton, okra, flowers, grapes (in growing stage), fruit trees (foliage), soybeans (vegetative stage), ornamentals, sunflowers, tomatoes, beans, and other vegetables, or tobacco. Small amounts of spray drift that might not be visible may injure susceptible broadleaf plants.

#### **Other State and Local Requirements**

Applicators must follow all state and local pesticide drift requirements regarding application of 2,4-D herbicides. Where states have more stringent regulations, they must be observed.

#### **Equipment**

All ground application equipment must be properly maintained and calibrated using appropriate carriers or surrogates. Do not apply with a nozzle height greater than 4 feet above the crop canopy.

**State fertilizer labeling requirements:**

- A lawn will typically utilize 1 to 4 pounds of nitrogen per 1,000 square feet each growing season. When applied as directed this product supplies (0.17) pounds of nitrogen per 1,000 square feet with each application. Use this product in conjunction with an additional fertilization program to provide at least 1 pound of nitrogen per 1,000 square feet each growing season. Consult your local agricultural extension agent for the proper amount of nitrogen to be applied in your area.
- Information regarding the contents and levels of metals in this product is available on the Internet at <http://www.aapfco.org/metals.htm>.

**STORAGE AND DISPOSAL**

Do not contaminate water, food or feed by storage and disposal.

**PESTICIDE STORAGE:** Store in original container.

**PESTICIDE DISPOSAL:** Pesticide wastes are toxic. Improper disposal of excess pesticide, spray mixture, or rinsate, is a violation of Federal law. If these wastes cannot be disposed of by use according to label instructions, contact your State Pesticide or Environmental Control Agency, or the Hazardous Waste representative at the nearest EPA Regional Office for guidance.

**CONTAINER HANDLING STATEMENTS:** Nonrefillable container. Do not reuse or refill this container. Triple rinse [or pressure rinse] container (or equivalent) promptly after emptying.

Triple rinse as follows: Empty the remaining contents into application equipment or a mix tank and drain for 10 seconds after the flow begins to drip. Fill the container 1/4 full with water and recap. Shake for 10 seconds. Pour rinsate into application equipment or a mix tank or store rinsate for later use or disposal. Drain for 10 seconds after the flow begins to drip. Repeat this procedure two more times.

OR

Pressure rinse as follows: Empty the remaining contents into application equipment or a mix tank and continue to drain for 10 seconds after the flow begins to drip. Hold container upside down over application equipment or mix tank or collect rinsate for later use or disposal. Insert pressure rinsing nozzle in the side of the container, and rinse at about 40 PSI for at least 30 seconds. Drain for 10 seconds after the flow begins to drip.

Then offer for recycling, if available, or puncture and dispose of in a sanitary landfill, or by incineration, or, if allowed by state and local authorities, by burning. If burned, stay out of smoke.

**LIMITED WARRANTY STATEMENT**

FOR USE ONLY AS DIRECTED. TO THE EXTENT CONSISTENT WITH APPLICABLE LAW, THE MANUFACTURER NEITHER MAKES NOR INTENDS ANY EXPRESS OR IMPLIED WARRANTIES, INCLUDING ANY WARRANTY OF MERCHANTABILITY OR FITNESS FOR A PARTICULAR PURPOSE, WHICH ARE HEREBY EXPRESSLY DISCLAIMED. TO THE EXTENT CONSISTENT WITH APPLICABLE LAW, THE MANUFACTURER SHALL NOT BE LIABLE FOR INCIDENTAL, CONSEQUENTIAL, OR SPECIAL DAMAGES RESULTING FROM THE USE OR HANDLING OF THIS PRODUCT. If these terms are not acceptable, return this product unopened immediately to the point of purchase, and the purchase price will be refunded in full. The terms of this LIMITED WARRANTY STATEMENT cannot be varied by any written or verbal statements or agreements at the point of sale or elsewhere.

[Back Panel] [Restatement of information in sections 1 and 2]

Note to reviewer: The tables on this page were taken from page 3 and page 4, respectively.

EH-1459 Liquid Weed and Feed provides excellent weed control and green-up with no grazing restrictions for livestock when used as directed. Controls annual, biennial, and perennial broadleaf weeds in pastures, lawns, and around outbuildings.

## Getting Started

### For grass pastures\*

#### Description and application rates for established grass pastures:

Pastures established with these grasses may be treated:	bermudagrass, bluegrass, brome, bahiagrass, canarygrass, tall fescue, orchardgrass, ryegrass, timothy and wheatgrass
Do not use on these grasses:	carpetgrass, cereal grains, buffalograss, St. Augustinegrass, forage sorghum and sudangrass
Do not use on these legumes:	Alfalfa, clovers, lespedezas, trefoils, wild winter peas, vetch and grass-legume mixtures

\*See inside label for lawn use directions

#### Application Rate and Coverage:

Amount of EH-1459 Liquid Weed and Feed	Amount of water, gallons	Total Spray Mix Volume (gal.)	Treated Area, Acres
<b>1 gallon</b>	<b>5.0 gallons</b>	<b>6</b>	<b>0.14 acre</b>
2 gallons	10.0 gallons	12	0.28 acre
<b>2.5 gallons</b>	<b>12.5 gallons</b>	<b>15</b>	<b>0.34 acre</b>
4.0 gallons	20.0 gallons	24	0.56 acre
<b>5.0 gallons</b>	<b>25.0 gallons</b>	<b>30</b>	<b>0.68 acre</b>
7.25 gallons	36.5 gallons	43.75	1.00 acre


### Telephone Icon

### Computer Icon

For questions or comments call toll-free 1-800-884-3179 Mon. – Fri. 8:00 a.m. – 4:30 p.m. or visit our website at [www.gordonsusa.com](http://www.gordonsusa.com)

## APPENDIX








### 1. Statements which may appear on different label components depending on packaging configuration.

- [Note to reviewer: This statement may be placed on containers to comply with California Prop 65: Attention: This product contains a chemical known to the state of California to cause cancer.]
-  [ATTENTION:] [NOTICE:] This product can expose you to diethanolamine, which is known to the State of California to cause cancer. For more information go to [www.P65Warnings.ca.gov](http://www.P65Warnings.ca.gov).

### 2. Advertising claims that may be presented on container labeling, advertisements, brochures, and other marketing/sales promotional materials:

- Weed and feed your pasture in one easy step
- One Step Weed and Feed for Lawns and Pastures
- Controls a wide variety of weeds, including those below
- Provides Quick Green Up
- No waiting [period] between application [treatment] and grazing\* \*when used alone once spray has dried
- Use on lawns and pastures

- Coverage: For pastures, 2.5 gallons of product covers 15,000 square feet. For lawns, 2.5 gallons of product covers 20,000 square feet.
- For pastures, 2.5 gallons of product covers 15,000 square feet and /or 1.0 gallon of product covers 6,000 square feet
- For lawns, 2.5 gallons of product covers 20,000 square feet and /or 1.0 gallon of product covers 8,000 square feet
- Perfect for pull-behind or ATV sprayers
- Perfect for use in ATV and compact pull-behind sprayers
- Some weeds [product name] controls that affect forage quality in pastures and cut hay: [weeds listed on label]
- Save time with one-step weed and feed
- Greens up pastures and kills weeds too
- Improves pasture quality
- Animals may be returned to pasture after spray has dried
- GORDON'S is a registered trademark of PBI/Gordon Corporation.
- FL#987
- Concentrate

Graphics Optionally Used on Outward Facing Label Panels		
		Optional illustration used to depict use on pastures
		Optional illustration used to depict concentrate
		Optional illustration used to depict use on lawns
		Optional illustration used to depict use on pastures
		Optional illustration used to depict applications with the use of an ATV or other pull/tow behind methods
		Optional illustration used to depict use on grass and lawns
		Optional illustration used to depict use on broadleaf weeds

### 3. Technical information that may be presented in bulletins and brochures that support this product.

#### a. Alternate spray volumes expressed as gallons per 1,000 sq.ft.

Chart 1A: Approximate spray volumes or gallons of spray solution per 1,000 sq.ft. with nozzle spacing on the boom at 20 inches at spray pressures of 25 to 40 psi.								
Nozzle output as gallons per minute, GPM	Pressure, psi	2 mph	3 mph	4 mph	5 mph	6 mph	7 mph	8 mph
0.16	25	0.55	0.36	0.27	0.22	0.18	0.15	0.14
0.17	30	0.59	0.39	0.30	0.24	0.20	0.17	0.15
0.20	40	0.68	0.46	0.34	0.27	0.23	0.20	0.17

Chart 2A: Approximate spray volumes or gallons of spray solution per 1,000 sq.ft. with nozzle spacing on the boom at 17.5 inches at spray pressures of 25 to 40 psi.								
Nozzle output as gallons per minute, GPM	Pressure, psi	2 mph	3 mph	4 mph	5 mph	6 mph	7 mph	8 mph
0.16	25	0.63	0.42	0.31	0.25	0.21	0.18	0.16
0.17	30	0.66	0.44	0.33	0.26	0.22	0.19	0.17
0.20	40	0.78	0.52	0.39	0.31	0.26	0.22	0.20

Note: These charts estimate the flow rate of standard flat fan tips (8002), and operators should check their calibrations under field conditions.

#### b. Spray equipment for fixed boom sprayers:

Standard flat fan nozzles (tips) are used on spray equipment for broadcast applications. A low pressure flat fan nozzle known as '8002' is used commonly on spray equipment manufactured by Fimco Industries and other brands.

Usually, these flat fan nozzles are spaced at 17.5 to 20 inches on the boom and deliver medium to coarse spray droplets at operating pressures of 25 to 40 psi. The nozzle flow rate, operating pressure and ground speed of the sprayer are important variables in determining the amount of spray solution applied per acre. The nozzle flow rate is expressed as gallons per minute (GPM), and these output ratings are available from the catalogs of the equipment manufacturer. Typically, the nozzle output or flow rate can range from 0.15 to 0.30 gallons per minute (GPM). Refer to Charts 1 and 2 for the estimated gallons of spray solution per acre based on the flow rate of these standard flat fan tips (8002).

#### Spray volumes and spray preparation:

**Application rate:** Use 7.25 gallons of EH-1459 Liquid Weed and Feed per acre.

**Spray volume:** Spray volumes of 10 gallons per acre or more are acceptable for broadcast applications of EH-1459 Liquid Weed and Feed.

Determine the amount of EH-1459 Liquid Weed and Feed needed for the acres to be treated or for each tank of spray solution.

Use these two equations to determine the amount of EH-1459 Liquid Weed and Feed needed:

- 1) Area to be treated X Application rate = Amount of EH-1459 Liquid Weed and Feed:  
1 acre X 7.25 gallons of product / acre = 7.25 gallons of EH-1459 Liquid Weed and Feed
- 2) Area to be treated X Desired spray volume = Total spray solution to be prepared:  
1 acre X 20 gallons per acre = **20 gallons of spray solution** needed to treat 1 acre

Select the spray volume for your equipment that you want to use from Charts 1 and 2. Determine the nozzle spacing on the boom and determine the nozzle flow rate. The spray volume presented in Charts 1 and 2 are defined as the gallons of total spray solution (water + product) to be applied per treated acre.

**Chart 1:** Approximate spray volumes or **gallons of spray solution per acre** with nozzle spacing on the boom at **20** inches at spray pressures of 25 to 40 psi.

Nozzle (8002) output as gallons per minute, GPM	Pressure, psi	2 mph	3 mph	4 mph	5 mph	6 mph	7 mph	8 mph
0.16	25	23.8	15.8	11.7	9.4	7.8	6.7	5.9
0.17	30	25.6	16.8	12.9	10.3	8.6	7.4	6.4
0.20	40	29.6	19.8	14.9	11.9	9.9	8.5	7.4

**Chart 2:** Approximate spray volumes or **gallons of spray solution per acre** with nozzle spacing on the boom at **17.5** inches at spray pressures of 25 to 40 psi.

Nozzle (8002) output as gallons per minute, GPM	Pressure, psi	2 mph	3 mph	4 mph	5 mph	6 mph	7 mph	8 mph
0.16	25	27.2	18.1	13.6	10.9	9.1	7.8	6.8
0.17	30	28.9	19.2	14.4	11.5	9.6	8.2	7.2
0.20	40	33.9	22.6	17.0	13.6	11.3	9.7	8.5

Note: These charts estimate the flow rate of standard flat fan tips (8002), and operators should check their calibrations under field conditions.

**Example based on area:** You may want to apply a broadcast application with a spray volume of 20 gallons per acre at a speed of 3 mph using nozzles spaced at 20 inches on the boom with an operating pressure of 40 psi. See Chart 1. The indicated spray volume of 19.8 gallons of spray solution per acre includes the amount of water plus the amount of EH-1459 Liquid Weed and Feed to be applied uniformly to one acre. To prepare 20 (19.8) gallons of spray solution, add 7.25 gallons of EH-1459 Liquid Weed and Feed to 12.75 gallons of water to treat one acre.

**Example for each tank of spray solution:** You have a 15-gallon spray tank using nozzles spaced at 20 inches with an operating pressure of 30 psi. See Chart 1. Select the ground speed of 5 mph and determine that the spray volume will be 10.3 gallons of spray solution per acre. The indicated spray volume of 10.3 gallons of spray solution per acre includes the amount of water plus the amount of EH-1459 Liquid Weed and Feed to be applied uniformly to one acre. To prepare 10.3 gallons of spray solution, add 7.25 gallons of EH-1459 Liquid Weed and Feed to 3.0 gallons of water to treat one acre.

#### c. Spray volumes and spray preparation:

**Application rate:** Use 5.5 gallons of EH-1459 Liquid Weed and Feed per acre.

**Spray volume:** Spray volumes of 10 gallons per acre or more are acceptable for broadcast applications of EH-1459 Liquid Weed and Feed.

Determine the amount of EH-1459 Liquid Weed and Feed needed for the acres to be treated or for each tank of spray solution.

Use these two equations to determine the amount of EH-1459 Liquid Weed and Feed needed:

- Area to be treated X Application rate = Amount of EH-1459 Liquid Weed and Feed:  
1 acre X 5.5 gallons of product / acre = 5.5 gallons of EH-1459 Liquid Weed and Feed
- Area to be treated X Desired spray volume = Total spray solution to be prepared:  
1 acre X 20 gallons per acre = **20 gallons of spray solution** needed to treat 1 acre

Select the spray volume for your equipment that you want to use from Charts 3 and 4. Determine the nozzle spacing on the boom and determine the nozzle flow rate. The spray volume presented in

Charts 3 and 4 are defined as the gallons of total spray solution (water + product) to be applied per treated acre.

**Chart 3:** Approximate spray volumes or **gallons of spray solution per acre** with nozzle spacing on the boom at **20** inches at spray pressures of 25 to 40 psi.

Nozzle (8002) output as gallons per minute, GPM	Pressure, psi	2 mph	3 mph	4 mph	5 mph	6 mph	7 mph	8 mph
0.16	25	23.8	15.8	11.7	9.4	7.8	6.7	5.9
0.17	30	25.6	16.8	12.9	10.3	8.6	7.4	6.4
0.20	40	29.6	19.8	14.9	11.9	9.9	8.5	7.4

**Chart 4:** Approximate spray volumes or **gallons of spray solution per acre** with nozzle spacing on the boom at **17.5** inches at spray pressures of 25 to 40 psi.

Nozzle (8002) output as gallons per minute, GPM	Pressure, psi	2 mph	3 mph	4 mph	5 mph	6 mph	7 mph	8 mph
0.16	25	27.2	18.1	13.6	10.9	9.1	7.8	6.8
0.17	30	28.9	19.2	14.4	11.5	9.6	8.2	7.2
0.20	40	33.9	22.6	17.0	13.6	11.3	9.7	8.5

Note: These charts estimate the flow rate of standard flat fan tips (8002), and operators should check their calibrations under field conditions.

**Example based on turfgrass area:** You may want to apply a broadcast application with a spray volume of 20 gallons per acre at a speed of 3 mph using nozzles spaced at 20 inches on the boom with an operating pressure of 40 psi. See Chart 3. The indicated spray volume of 19.8 gallons of spray solution per acre includes the amount of water plus the amount of EH-1459 Liquid Weed and Feed to be applied uniformly to one acre. To prepare 20 (19.8) gallons of spray solution, add 5.5 gallons of EH-1459 Liquid Weed and Feed to 14.5 gallons of water to treat one acre.

**Example for each tank of spray solution for turfgrass:** You have a 15-gallon spray tank using nozzles spaced at 20 inches with an operating pressure of 30 psi. See Chart 3. Select the ground speed of 4 mph and determine that the spray volume will be 10.3 gallons of spray solution per acre. The indicated spray volume of 12.9 gallons of spray solution per acre includes the amount of water plus the amount of EH-1459 Liquid Weed and Feed to be applied uniformly to one acre. To prepare 13 (12.9) gallons of spray solution, add 5.5 gallons of EH-1459 Liquid Weed and Feed to 7.5 gallons of water to treat one acre.

## **DOCUMENT CONTROL INFORMATION**

**1. Unique Label Identifier:** 002217-00911.20250603.notif-proposed-highlighted

**2. Reason for Issue:** Group 3 Graphics