

2217-910

12/19/2012

1/14



UNITED STATES ENVIRONMENTAL PROTECTION AGENCY
Washington, D.C. 20460

OFFICE OF
CHEMICAL SAFETY AND
POLLUTION PREVENTION

December 19, 2012

James Kunstman
PBI /Gordon Corporation
P.O. Box 014090
Kansas City, MO 64101

Subject: Notification per PR Notice 98-10
EH-1458 Herbicide
EPA Reg. No. 2217-910
Application Dated November 28, 2012

Dear Dr. Kunstman:

The Agency is in receipt of your Application for Pesticide Notification under Pesticide Registration Notice (PRN) 98-10 for the subject product. The Registration Division (RD) has conducted a review of this request and finds that the action falls within the scope of PRN 98-10. The label submitted with the application has been date-stamped "Notification" and will be placed in our records.

If you have any questions, please contact Mindy Ondish at (703)605-0723 or at ondish.mindy@epa.gov.

Sincerely,

Mindy Ondish, for

Kathryn V. Montague
Product Manager 23
Herbicide Branch
Registration Division (7505P)

2/14



United States
Environmental Protection Agency
Washington, DC 20460

- Registration
- Amendment
- Other

OPP Identifier Number

Application for Pesticide - Section I

1. Company/Product Number 2217-910	2. EPA Product Manager Kathryn V. Montague	3. Proposed Classification <input checked="" type="checkbox"/> None <input type="checkbox"/> Restricted
4. Company/Product (Name) EH-1458 Herbicide	PM# Product Manager—Team 23	
5. Name and Address of Applicant (Include ZIP Code) PBI/Gordon Corporation Post Office Box 014090 Kansas City, Missouri 64101 <input type="checkbox"/> Check if this is a new address	6. Expedited Review. In accordance with FIFRA Section 3(c)(3) (b)(i), my product is similar or identical in composition and labeling to: EPA Reg. No. _____ Product Name _____	

Section - II

<input type="checkbox"/> Amendment - Explain below.	<input type="checkbox"/> Final printed labels in response to Agency letter dated _____
<input type="checkbox"/> Resubmission in response to Agency letter dated _____	<input type="checkbox"/> "Me Too" Application.
<input checked="" type="checkbox"/> Notification - Explain below.	<input type="checkbox"/> Other - Explain below.

Explanation: Use additional page(s) if necessary. (For section I and Section II.)

Labeling notification per PRN 98-10: Notifications, Non-notifications and Minor Formulation Amendments. Section II(M),(N) Please refer to cover letter for details and certification statement.

NOTIFICATION

e-mail to jkunstman@pbigordon.com FAX: 816-421-2731

DEC 19 2012

Section - III


1. Material This Product Will Be Packaged In:				2. Type of Container	
Child-Resistant Packaging <input type="checkbox"/> Yes* <input checked="" type="checkbox"/> No	Unit Packaging <input type="checkbox"/> Yes <input checked="" type="checkbox"/> No	Water Soluble Packaging <input type="checkbox"/> Yes <input checked="" type="checkbox"/> No	<input type="checkbox"/> Metal <input checked="" type="checkbox"/> Plastic <input type="checkbox"/> Glass <input type="checkbox"/> Paper <input type="checkbox"/> Other (Specify)		
* Certification must be submitted		If "Yes" Unit Packaging wgt. No. per container	If "Yes" Package wgt. No. per Container		
3. Location of Net Contents Information <input checked="" type="checkbox"/> Label <input type="checkbox"/> Container		4. Size(s) Retail Container 6 fl. oz. 16 fl. oz. , 24 fl. oz. , 32 fl. oz. , 64 fl. oz. 1 Gallon, 1.33 Gallons and 1.75 Gallons		5. Location of Label Directions <input checked="" type="checkbox"/> On Label <input type="checkbox"/> On Labeling accompanying product	
6. Manner in Which Label is Affixed to Product <input type="checkbox"/> Lithograph <input type="checkbox"/> Other _____ <input checked="" type="checkbox"/> Paper glued <input type="checkbox"/> Stenciled					

Section - IV

1. Contact Point (Complete items directly below for identification of individual to be contacted, if necessary, to process this application.)					
Name James L. Kunstman, Ph.D.		Title Director of Regulatory Services		Telephone No. (Include Area Code) 816-460-6292	
Certification <i>I certify that the statements I have made on this form and all attachments thereto are true, accurate and complete. I acknowledge that any knowingly false or misleading statement may be punishable by fine or imprisonment or both under applicable law.</i>					6. Date Application Received (Stamped)
2. Signature 			3. Title Director of Regulatory Services		
4. Typed Name James L. Kunstman, Ph.D.			5. Date November 28, 2012		

November 28, 2012

Document Processing Desk (NOTIF)
Office of Pesticide Programs (7504P)
U.S. Environmental Protection Agency
Room S-4900, One Potomac Yard
2777 South Crystal Drive
Arlington, VA 22202-4501
Attn: Kathryn V. Montague (PM-23)



NOTIFICATION: Labeling notification per PRN 98-10: Notifications, Non-notifications and Minor Formulation Amendments. Section II(M),(N) - for EH-1458 Herbicide (EPA Reg. No. 2217-910).

I. Labeling notification:

Section II (M): Directions for Use, Addition of similar application method

- Add directions for use specific to the Ortho applicator. Please refer to the highlighted text on pages 4 and 5 of the draft labeling

Section II (N): Other Revisions

- We ask to add advertising claims that are consistent with the Directions for Use previously approved. Please refer to page 10 of the draft labeling.

II. Certification Statement

This notification is consistent with the provisions of PR Notice 98-10 and EPA regulations at 40 CFR 152.46, and no other changes have been made to the labeling or the confidential statement of formula of this product. I understand that it is a violation of 18 U.S.C. Sec. 1001 to willfully make any false statement to the EPA. I further understand that if this notification is not consistent with the terms of PR Notice 98-10 and 40 CFR 152.46, this product may be in violation of FIFRA and I may be subject to enforcement action and penalties under Section 12 and 14 of FIFRA.

III. Enclosures

1. Application for Pesticide Amendment (EPA Form 8570-1)
2. One (1) copy of the draft labeling with annotations.
3. One (1) copy of the draft labeling without annotations.
4. Certification with Respect to Label Integrity, and CD containing PDF copy of proposed label.

5/14

EH-1458 HERBICIDE

NOTIFICATION

EPA Reg. No. 2217-910

DEC 19 2012


For Residential Use Only

ACTIVE INGREDIENT:

2,4-D, 2-ethylhexyl ester	4.01%
Mecoprop-p acid	0.49%
Dicamba acid	0.27%
Carfentrazone-ethyl	0.16%
INERT INGREDIENTS:	95.07%
TOTAL	100.00%

THIS PRODUCT CONTAINS:

0.226 lb 2,4-dichlorophenoxyacetic acid equivalent per gallon or 2.66%.
Isomer Specific by AOAC Methods.



KEEP OUT OF REACH OF CHILDREN

CAUTION

STOP! READ THE ENTIRE LABEL FIRST. OBSERVE ALL PRECAUTIONS AND FOLLOW DIRECTIONS CAREFULLY.

PRECAUTIONARY STATEMENTS

Hazards to Humans and Domestic Animals

CAUTION: Harmful if absorbed through the skin. Avoid contact with skin, eyes, or clothing. When using this product, wear long-sleeved shirt and long pants, socks, shoes, and gloves.

Personal Hygiene Statements

Wash thoroughly with soap and water after handling and before eating, drinking, chewing gum, or using tobacco. Remove and wash contaminated clothing before reuse.

First Aid	
If on skin:	<ul style="list-style-type: none"> • Take off contaminated clothing. • Rinse skin immediately with plenty of water for 15 - 20 minutes. • Call a poison control center or doctor for treatment advice.
If swallowed: (optional for Toxicity Category IV)	<ul style="list-style-type: none"> • Call a poison control center or doctor immediately for treatment advice. • Have person sip a glass of water if able to swallow. • Do not induce vomiting unless told to by a poison control center or doctor. • Do not give anything by mouth to an unconscious person.
Have the product container or label with you when calling a poison control center or doctor or going for treatment. You may also contact 1-877-800-5556 for emergency medical treatment advice.	



Environmental Hazards

This pesticide is toxic to fish and aquatic invertebrates and may adversely affect non-target plants. Do not apply directly to water. Do not contaminate water when disposing of equipment washwaters or rinsate.

This chemical has properties and characteristics associated with chemicals detected in groundwater. The use of this chemical in areas where soils are permeable, particularly where the water table is shallow, may result in groundwater contamination. Application around a cistern or well may result in contamination of drinking water or groundwater.

[Environmental Hazards (alternate per PRN 2008-1)

This pesticide is toxic to fish and aquatic invertebrates and may adversely affect non-target plants. To protect the environment, do not allow pesticide to enter or run off into storm drains, drainage ditches, gutters or surface waters. Applying this product in calm weather when rain is not predicted for the next 24 hours will help to ensure that wind or rain does not blow or wash pesticide off the treatment area. Rinsing application equipment over the treated area will help avoid run off to water bodies or drainage systems.

This chemical has properties and characteristics associated with chemicals detected in groundwater. The use of this chemical in areas where soils are permeable, particularly where the water table is shallow, may result in groundwater contamination. Application around a cistern or well may result in contamination of drinking water or groundwater.

Physical and Chemical Hazards

Combustible. Do not use or store near heat or open flame.

DIRECTIONS FOR USE

It is a violation of Federal law to use this product in a manner inconsistent with its labeling.

PRECAUTIONS AND RESTRICTIONS


- Do not apply this product in a way that will contact any person or pet, either directly or through drift. Keep people and pets out of the area during application.



- [Optional Icon] Do not allow people or pets to enter the treated area until sprays have dried.
- Do not apply as a fine mist because of potential for injury to desirable plants.
- Do not apply directly to or near water, storm drains, gutters, sewers, or drainage ditches.
- Do not apply within 25 feet of rivers, fish ponds, lakes, streams, reservoirs, marshes, estuaries, bays and oceans.
- Do not apply when windy
- To prevent product run-off, do not over water the treated area(s) to the point of runoff or apply when raining or when rain is expected that day. Rinse applicator over lawn or garden area only.

PRODUCT FACTS:	
<ul style="list-style-type: none"> • Pint Containers: Treats up to 5,300 square feet of southern turfgrass and/or up to 2,650 square feet of northern turfgrass. • Quart Containers: Treats up to 10,600 square feet of southern [sensitive] turfgrass [lawns] and/or up to 5,300 square feet of northern [hardy] turfgrass [lawns]. • Gallon Containers: Treats up to 42,600 square feet and/or up to 21,300 square feet of northern turfgrass. 	
KILLS WEEDS:	Dandelion, clover, chickweed plus over xxx additional broadleaf weeds

7/14

WHERE TO USE:	Intended for use only on home lawns.
AMOUNT TO USE:	<p>For Southern [Sensitive] turf [lawns]: [bentgrass, hybrid bermudagrass, buffalograss, St. Augustinegrass (except 'Floratam'), and centipedegrass]</p> <p>Use: 3.0 fluid ounces (6 Tablespoons)/1,000 square feet</p> <p>Or</p> <p>Use: 1.5 fl.oz. per gallon of water per 500 sq.ft.</p> <p>For Northern [Hardy] turf [lawns]: [Kentucky bluegrass, fescues, perennial ryegrass, bahiagrass, common bermudagrass, and zoysiagrass]</p> <p>Use: 6.0 fluid ounces (12 Tablespoons)/1,000 square feet</p> <p>Or</p> <p>Use: 3.0 fl.oz. per gallon of water per 500 sq.ft.</p>
	<p>Questions, Comments or Medical Information? Call: 1-800-xxx-xxxx • http://www.company name.com</p>

WHERE TO USE:

EH-1458 Herbicide is intended for use only on residential (home) lawns including Kentucky bluegrass, perennial ryegrass, fescues, common bermudagrass, hybrid bermudagrass, bahiagrass, bentgrass, buffalograss, centipedegrass, zoysiagrass and St. Augustinegrass (except 'Floratam').

A. For [hand-operated] tank sprayers

[SPOT TREATMENTS WITH HAND-OPERATED TANK SPRAYERS, PUMP-UP SPRAYERS OR COMPRESSED AIR SPRAYERS:]

Spot treatment is defined as a treatment area no greater than 1,000 sq.ft. per acre.

Spot treat broadleaf weeds with this product as they appear. Repeat treatment for hard-to-control weeds in 30 days. Do not exceed specified dosages for any area.

The maximum application rate is 3.0 fl.oz. per 500 sq.ft. per application (0.09 lb MCP-p acid equivalent per acre). The maximum number of spot treatments is limited to 2 per year with a minimum of 30 days between applications.

For bentgrass, hybrid bermudagrass, buffalograss, centipedegrass, and St. Augustinegrass (except 'Floratam'): Mix 1.5 fluid ounce (3 Tablespoons) of product per gallon of water to cover 500 square feet of lawn.

For Kentucky bluegrass, bahiagrass, common bermudagrass, fescues, perennial ryegrass and zoysiagrass: Mix 3.0 fluid ounces (6 Tablespoons) of product per gallon of water to cover 500 square feet of lawn.

[Equal measures: 1 Tablespoon (Tbs.) = 3 Teaspoons (tsp.) = 1/2 fluid ounce (fl.oz.)]

B. For Ortho® Dial-N-Spray® hose-end sprayers

[optional - THREE EASY STEPS TO MIX AND APPLY

1. Measure the total (entire) lawn area to be sprayed. For rectangular areas, multiply the length by the width to obtain total square feet.

2. Set the dial to the RATE PER GALLON and keep the dial set to this setting while spraying.
3. See below for FILLING the Ortho® Dial-N-Spray® hose-end sprayer. Spray evenly over the measured area.]

[Narrative format:]

For bentgrass, hybrid bermudagrass, buffalograss, centipedegrass and St. Augustinegrass (do not use on 'Floritam' St Augustinegrass)

- Determine the total lawn area to be sprayed.
- RATE PER GALLON: Set the dial to 1.5 oz.
- FILLING: Add 3.0 fl.oz of product into sprayer jar for each 1,000 sq.ft. of lawn. Do not add water to jar.
- Spray evenly over the measured area.

OR

- RATE PER GALLON: Set the dial to 1.5 oz.
- FILLING: Add 15.0 fl.oz of product into sprayer jar. Do not add water to jar.
- Spray evenly over 5,000 sq.ft. Any unused product can be poured back into its original container.

For Kentucky bluegrass, bahiagrass, common bermudagrass, fescues, perennial ryegrass and zoysiagrass:

- Determine the total lawn area to be sprayed.
- RATE PER GALLON: Set the dial to 2.5 oz.
- FILLING: Add 6.0 fl.oz of product into sprayer jar for each 1,000 sq.ft. of lawn. Do not add water to jar.
- Spray evenly over the measured area.

OR

- RATE PER GALLON: Set the dial to 2.5 oz.
- FILLING: Add 30 fl.oz of product into sprayer jar. Do not add water to jar.
- Spray evenly over 5,000 sq ft. Any unused product can be poured back into its original container.

[Tabular Format]

Lawn Grass	Sprayer Type	Dial Setting	Product To Measure	Area to Treat
Bentgrass, hybrid bermudagrass, buffalograss, centipedegrass, and St. Augustinegrass (do not use on 'Floritam' St. Augustinegrass)	Tank Sprayer	NA	1.5 fl.oz. (3 Tbs.) into 1 gallon of water	500 sq.ft.
	Ortho® Dial-N-Spray® Or Ortho Plant & Weed Sprayette®	1.5 oz.	Add 3.0 fl.oz. (6 Tbs.) into sprayer jar for each 1,000 square feet. Do not add water to jar.	1,000 sq.ft.
Kentucky bluegrass, bahiagrass, common bermudagrass, fescues, perennial ryegrass, and zoysiagrass	Tank Sprayer	NA	3.0 fl.oz. (6Tbs.) into 1 gallon of water.	500 sq.ft.
	Ortho® Dial-N-Spray® Or Ortho Plant & Weed Sprayette®	2.5 oz.	Add 6.0 fl.oz. into sprayer jar for each 1,000 square feet. Do not add water to the jar.	1,000 sq.ft.

[Equal Measures: 1 Tablespoons = 3 Teaspoons (tsp.) = 1/2 fl.oz.]

C. For Ortho® Dial-N-Spray® Applicator with Direct Connect [applicator name]

[Prepare applicator:] [illustration]

1. Set dial to [X] fl.oz./ Tbsp./tsp.

[Connect:] [illustration]

1. Remove cap from the concentrate bottle. [Keep cap for storage.]
2. Insert suction tube into bottle opening and twist the Ortho® Dial 'N Spray® applicator [applicator name] onto bottle to attach.
3. Connect hose to the sprayer and turn on water.

[Spray:] [illustration] *directions will vary by product type*

1. Hold sprayer in upright position and apply evenly to area to be treated.
2. Spray only until the surface of the lawn is wet.

[Finish:] [illustration]

1. After use, untwist to remove the [insert product name] concentrate bottle from the Ortho® Dial 'N Spray® applicator [applicator name]
2. Replace cap on the [insert product name] concentrate bottle.

Refer to the Ortho® Dial 'N Spray applicator [applicator name] booklet for additional information. Important: To prevent sprayer from clogging, always clean after use as directed.

D. Ready-to-use hose-end sprayers

[optional: PRODUCT FACTS

I. THREE EASY STEPS TO MIX AND APPLY or HOW TO USE READY-SPRAY® SYSTEM

1. Measure the total (entire) lawn area to be sprayed. For rectangular areas, multiply the length by width to obtain total square feet.
2. See below for directions for the ready-to-use hose-end sprayer.
3. Spray evenly over entire lawn.

CONNECT


1. Connect Sprayer to hose.
2. Turn on Water.

SPRAY

1. To begin spraying, point nozzle in the direction you want to spray.
2. Bend small plastic tab back and turn knob clockwise to ON position.
3. Spray evenly over measured area.

FINISH

1. To STOP spraying, rotate the knob counterclockwise to the OFF position.
2. Turn OFF water.
3. Relieve water pressure by bending plastic tab back and turning knob to ON position until water slows to a drip. Then, turn knob counterclockwise to the OFF position.
4. Disconnect Sprayer from hose.]



AMOUNT TO SPRAY [USE]

Use the amount indicated for your type of lawn:

For bentgrass, hybrid bermudagrass, buffalograss, centipedegrass and St. Augustinegrass (except 'Floratom'): (Quart size): This container covers approximately 10,600 square feet. (Pint size): This container covers approximately 5,300 square feet

For Kentucky bluegrass, bahiagrass, common bermudagrass, fescues, perennial ryegrass and zoysiagrass: (Quart size): This container covers approximately 5,300 square feet. (Pint size): This container covers approximately 2,650 square feet

II. HOW TO USE THE READY-SPRAY® II/[READY-SPRAY 2]/[APPLICATOR NAME] SYSTEM

[Optional]

1. [Measure the total [entire] area to be sprayed. For rectangular areas, multiply the length by width to obtain total square feet.
2. See below directions for the ready-to-use hose-end sprayer.
3. Spray evenly over the entire measured area.]

[End of optional section]

Connect:

1. Shake well before using. [optional step]
2. Connect sprayer to hose.
3. Turn on water.
4. Extend hose to farthest area of the measured area to be treated. [optional step]

10/14

Spray:

1. To begin spraying, [disengage safety lock and] point nozzle in the direction you want to spray.
2. Slide thumb activation switch forward to ON position.
3. Spray evenly over measured area.

Finish:

1. To STOP spraying, slide thumb activation switch backward to OFF position.
2. Turn off water.
3. Relieve water pressure by sliding thumb switch to ON /WATER/ WATER ONLY position until water slows to a drip. Then, slide switch back to OFF position [and engage safety lock].
4. Disconnect sprayer from hose.

[Optional illustrations may be used in conjunction with the above steps]

BROADLEAF WEEDS CONTROLLED:			
EH-1458 Herbicide will control or suppress the following broadleaf weeds. A partial list is presented below.			
Amaranth, purple	Cudweed	Mustard, black	Speedwell, corn
Amaranth, slender	Daisy, English	Mustard, blue	Speedwell, ivyleaf
Aster, heath	Daisy, oxeye	Mustard, hedge	Speedwell, Persian
Aster, white heath	Dandelion, common	Mustard, Indian	Speedwell, purslane
Aster, purple	Dandelion, false	Mustard, tansy	Speedwell, slender
Aster, white prairie	Day-flower	Mustard, tumble	Speedwell, snow
Artichoke	Deadnettle	Mustard, white	Speedwell, thyme-leaf
Austrian fieldcress	Dichondra	Mustard, wormseed	Spiny amaranth
Bedstraw, catch-weed	Dock, broadleaf	Nettle, stinging	Spurge, spotted
Bedstraw, smooth	Dock, curly	Nettle, tall	Spurge, prostrate
Bedstraw, northern	Dogbane	Nettle, wood	Star of Bethlehem
Bedstraw, pineywoods	Dog-fennel	Parsley-piert	Strawberry, Indian [riock]
Beggar-ticks, hairy	Dollarweed (Pennywort)	Parsnip	Tansy ragwort
Betony, Florida	Dove-weed	Pearlwort	Tanweed
Bindweed, field	Elderberry	Pennycress	Thistle, blessed
Bindweed, hedge	Falseflax	Pepperweed, perennial	Thistle, bull
Bitter Wintercress	False sunflower	Pepperweed, Virginia	Thistle, Canada
Bitter-cress, hairy	Fiddleneck	(Peppergrass)	Thistle, Flodman's
Bitterweed	Filaree, redstem	Pigweed, prostrate	Thistle, musk
Black-eyed Susan	Filaree, whitestem	Pigweed, redroot	Thistle, plumeless
Black medic	Fleabane, daisy	Pigweed, Russian	Thistle, prairie
Blood-flower milkweed	(annual)	Pigweed, smooth	Thistle, Russian
Blue lettuce	Fleabane, rough	Pigweed, tumble	Thistle, Scotch
Brassbuttons	Galinsoga, hairy	Pineapple weed	Thistle, wavy-leaf
Bristly oxtongue	Galinsoga, smallflower	Plains coreopsis (tickseed)	Thistle, yellow
Broomweed	Goldenrod	Plantain, black-seed	Trailing crown-vetch
Buckhorn	Ground ivy	Plantain, bracted	Velvetleaf
Bull-nettle	Groundsel	Plantain, broadleaf	Vervain, blue
Bur-clover	Gumweed	Plantain, buckhorn	Vervain, hoary
Burdock	Hairy fleabane	Plantain, hoary	Vervain, prostrate
Burweed, lawn	Hawkweed, meadow	Plantain, narrow-leaf	Vervain, tall
Buttercup, bulbous	Hawkweed, mouse-ear	Plantain, slender	Vetch, bird
Buttercup, creeping	Hawkweed, orange	Plantain, woolly	Vetch, hairy
Buttonweed, common	Hawkweed, yellow	Poison ivy	Vetch, milk
(poorjoe)	Healall	Poison oak	Vetch, narrow-leaf
Buttonweed, Virginia	Heart-leaf drymary	Pokeweed	Vetch, wild
Carolina geranium	Hemp	Prairie sunflower	Virginia creeper
Carpetweed	Henbit	Prickly lettuce (compass plant)	Western clematis
Catnip	Hoary-cress	Prickly sida	Western salsify
Catsear, spotted (false dandelion)	Horsenettle	Prostrate knotweed	Wild aster
Chamber bitter	Horseweed	Puncturevine	Wild buckweat
Chickweed, common	Jimsonweed	Purslane, common	Wild carrot
Chickweed, mouse-ear	Johnny-jumpup violet	Pusley, Brazilian	Wild four-o'clock
	Knawel	Pusley, Florida	Wild garlic

11/14

BROADLEAF WEEDS CONTROLLED:			
EH-1458 Herbicide will control or suppress the following broadleaf weeds. A partial list is presented below.			
Chickweed, sticky	Knotweed, prostrate	Pusley, large flower	Wild lettuce
Chicory	Kochia	Ragweed, bur	Wild marigold
Cinquefoil	Lambsquarters	Ragweed, common	Wild mustard
Clover, crimson	Lespedeza	Ragweed, lance-leaf	Wild onion
Clover, Alyce	Mallow, alkali	Ragweed, western	Wild parsnip
Clover, hop	Mallow, bristly	Redstem filaree	Wild radish
Clover, rabbit-foot	Mallow, common	Rough cinquefoil	Wild rape
Clover, red	Mallow, dwarf	Scarlet pimpernel	Wild strawberry
Clover, strawberry	Mallow, Venice	Shepherd's purse	Wild sweet potato
Clover, yellow sweet	Marcela	Smartweed, ladysthumb	Wild violet
Clover, white sweet	Matchweed	Smartweed, pale	Woodsorrel, creeping
Clover, white	Mexican-weed	Smartweed, Pennsylvania	Woodsorrel, violet
Cockle	Moneywort	Smooth chaff-flower	Woodsorrel, yellow (<i>Oxalis</i>)
Cocklebur	Morningglory, bigroot	Smooth dock	Woolly croton
Cocklebur, spiny	Morningglory, ivyleaf	Sorrel, red (sheep)	Wormseed
Common mullein	Morningglory, red	Sowthistle, annual	Yarrow, common
Corn spurry	Morningglory, tall	Sowthistle, spiny	Yarrow, western
Creeping beggar-weed	Morningglory, wolly	Spanish needles	Yarrow, yellow
Creeping Jenny (creeping Charlie)	Mugwort	Speedwell, bi-lobed	Yellow Rocket
Cupid's shaving brush	Mustard, ball	Speedwell, common	

[Optional text for further use clarification]

WHEN TO USE

Spray when broadleaf weeds are young and actively growing for best results.

EH-1458 Herbicide may be applied in the spring, summer or fall. Spring and fall treatments under adequate soil moisture conditions are preferred to the summer treatments. Generally, summer broadcast applications to older, drought stressed weeds are less effective.

Use broadcast (entire areas) applications or follow-up applications at 30 day intervals for more mature weeds, for dense infestations, and for adverse environmental conditions.

Spot treatments during the summer may be appropriate for sparse infestations, as a follow-up treatment, or any time broadleaf weeds are susceptible.

- **For Established Lawns:** Apply when daytime temperatures are below 90°F.
- **For Newly Seeded Areas:** Apply this product to newly seeded grasses when well-established (approximately 6 weeks after seedling emergence) or after the third mowing.
- **For Newly Sodded, Sprigged or Plugged areas:** Apply this product 3 to 4 weeks after the sodding, sprigging, or plugging operations.
- **Reseeding:** Treated areas can be reseeded at 2 weeks after the application of this product.
- **Limitations:**
 - The maximum rate is 6.0 fl.oz. of product per 1,000 sq.ft per application, and the maximum number of broadcast applications is two (2) per year with a minimum of 30 days between applications. The maximum seasonal rate is 12.0 fl.oz. of product per 1,000 sq.ft. excluding spot treatments.
 - Do not apply as a fine mist because of potential for injury to desirable plants.
 - Do not use this product on or near desirable plants, including contact of spray on exposed root systems or adventitious shoots within the drip line of desirable trees and shrubs, since injury may result.
 - Do not apply directly to or near water, storm drains, gutters, sewers, or drainage ditches. Do not apply within 25 feet of rivers, fish ponds, lakes, streams, reservoirs, marshes, estuaries, bays, and oceans. Do not apply when windy. To prevent product run-off, do not over water the treated area(s) to the point of runoff or apply when raining or when rain is expected that day. Rinse applicator over lawn area only.

- **Irrigation:** Adequate soil moisture and favorable growing conditions enhance the performance of this product. If dry conditions exist, schedule irrigations (watering) before and after the application. Avoid applications of this product when turf is under stress since injury may result.
- **Mowing:** Avoid mowing within 1 to 2 days before and after the application of this product.
- **Non-target plants:** Do not apply this product to carpetgrass, dichondra, food crops (gardens, fruits and vegetables), forage crops, or ornamental plants including flowers, trees, shrubs, hedges, woody ornamentals, groundcovers established in landscape plantings and other nontarget plants.

[end optional text]

STORAGE AND DISPOSAL

Do not contaminate water, food, or feed by storage and disposal.

PESTICIDE STORAGE: Store in original container in a locked storage area inaccessible to children or pets. Keep from freezing.

PESTICIDE DISPOSAL AND CONTAINER HANDLING: Nonrefillable container. Do not reuse or refill this container. **If empty:** Place in trash or offer for recycling if available. **If partly filled:** Call your local solid waste agency or www.website.com for disposal instructions. Never place unused product down any indoor or outdoor drain.

LIMITED WARRANTY AND DISCLAIMER

FOR USE ONLY AS DIRECTED.

TO THE EXTENT CONSISTENT WITH APPLICABLE LAW, THE MANUFACTURER NEITHER MAKES NOR INTENDS ANY EXPRESS OR IMPLIED WARRANTIES, INCLUDING ANY WARRANTY OF MERCHANTABILITY OR FITNESS FOR A PARTICULAR PURPOSE, WHICH ARE HEREBY EXPRESSLY DISCLAIMED. TO THE EXTENT CONSISTENT WITH APPLICABLE LAW, IN NO CASE SHALL THE MANUFACTURER BE LIABLE FOR INCIDENTAL, CONSEQUENTIAL, OR SPECIAL DAMAGES RESULTING FROM THE USE OR HANDLING OF THIS PRODUCT. If these terms are not acceptable, return this product unopened immediately to the point of purchase, and the purchase price will be refunded in full. The terms of this LIMITED WARRANTY AND DISCLAIMER cannot be varied by any written or verbal statements or agreements at the point of sale or elsewhere.

APPENDIX

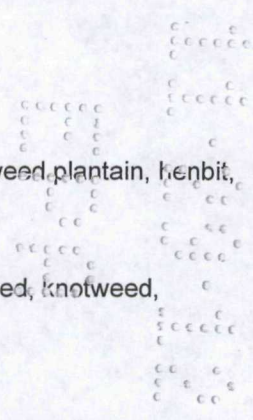
1. Statements which may appear on different label components depending on packaging configuration.

- See next panel for additional Precautionary Statements and First Aid
- Net Contents: _____
- EPA Est. No. _____


2. Advertising claims that may be presented on container labeling, advertisements, brochures, and other marketing/sales promotional materials:

- Kills dandelion, chickweed, knotweed, plantain, henbit, spurge and many other broadleaf lawn weeds.
- Kills weeds - not lawn grasses.
- Kills weeds - not lawns.
- For lawns containing Kentucky bluegrass, fescues, bentgrass, perennial ryegrass, bermudagrass, bahiagrass, centipedegrass, zoysiagrass, St. Augustinegrass (except 'Floritam'), and buffalograss.
- Can be applied with hose-end or pump-up (tank) sprayers.
- Kills (broadleaf) weeds.
- For northern and southern grasses.
- Won't harm lawn grasses when used as directed.
- Kills weeds in your lawn.

- Formulated for use on northern and sensitive southern lawns.
- Kills major broadleaf lawn weeds: List of the weed species.
- Helps provide a beautiful lawn.
- For cool and warm season lawn grasses.
- Kills major broadleaf lawn weeds including dandelion, chickweed, and knotweed in lawns.
- For use on grass lawns especially Kentucky bluegrass, fescues, perennial ryegrass, bentgrass, bermudagrass, bahiagrass, centipedegrass, zoysiagrass, St. Augustinegrass (except 'Floritam') and buffalograss.
- Can be used on St. Augustinegrass (except 'Floritam'), bentgrass, and buffalograss.
- A Trimec® Turf Herbicide Formulation.
- Controls dandelion, chickweed, knotweed, plantain, henbit, spurge and many other broadleaf lawn weeds including those shown on the side panel.
- "One quart covers up to xxxx square feet (of southern turfgrass)" or "One pint covers up to xxxx square feet (of southern turfgrass)".
- Treats up to (Number) square feet.
- Kills over xxx broadleaf lawn weeds including dandelion and others.
- Makes up to (Number) gallons of spray.
- Now for northern and southern lawns.
- New formula for northern and southern grasses/lawns.
- Kills major broadleaf weeds including dandelion, clover, oxalis, chickweed, knotweed, plantain, henbit, spurge and others.
- Concentrate
- Specially formulated for residential use (home lawns)
 - Kills major broadleaf lawn weeds including dandelion, clover, oxalis, chickweed, knotweed, plantain, henbit, spurge and many others.
 - One easy step to a weed free lawn - Helps promote a beautiful lawn.
 - Simple easy to use/one step application
 - Simple and easy.
 - Use (Brand Name) to kill broadleaf weeds in lawns including dandelion, clover, oxalis, chickweed, knotweed, plantain, henbit, spurge, and many others. Won't harm bahiagrass, bentgrass, bermudagrass, bluegrass, buffalograss, centipedegrass, fescues, ryegrass or zoysiagrass when used as directed. Can also be used on St. Augustinegrass except 'Floritam'.
 - 1 pint covers 2,650 to 5,300 sq.ft. (1 quart covers 5,300 to 10,600 sq.ft.) depending on lawn. See inside booklet for complete instructions. Specially formulated for residential use.
 - CONVENIENT.
 - ECONOMICAL - Use to cover small or large areas.
 - Rapid and effective weed control for common and troublesome weed species in turfgrass.
 - Superior cool weather performance.
 - Fast acting with evidence of injury within hours. Generally, the injury symptoms can be noticed in hours and plant death can occur within 7 to 14 days.
 - Kills the weeds, not the lawn.
 - Kills broadleaf weeds
 - Won't harm your lawn when used as directed.
 - Kills hard to control weeds.
 - Kills over xxx tough lawn weeds.
 - Maximum weed control
 - Kills weeds, not lawns
 - The performance leader
 - Treats up to xxxx sq.ft.
 - Tough on weeds, easy on lawns
 - Results in 24 hours
 - Kills over 250 weeds
 - Kills the toughest weeds
 - Rain-Proof(TM) - Rain or watering more than 1 hour after application will not wash away effectiveness
 - Rain-Proof(TM) in 1 hour



- Rain Fast in 1 hour
- **Notice:** Buyer assumes all risks of use, storage or handling of this product not in accordance with directions.
- **Guarantee:** If for any reason you are not satisfied with this product, mail us proof of purchase to obtain a full refund of your purchase price.
- TRIMEC® is a registered trademark of PBI/Gordon Corporation.
- Ortho® Dial'N Spray® Hose-End Sprayer is a registered trademark of The ORTHO Group
- Kills the Root
- Results in Hours
- Kills Major Broadleaf Weeds
- ORTHO® & YOUR ENVIRONMENT Your yard is a place for your family and pets to enjoy. That's why Ortho® products are designed with care to provide effective solutions to weed problems. For best results, please follow instructions for appropriate usage, storage and disposal.
- Do not allow people or pets to enter treated area until sprays have dried.
- New Formula [for use for limited time during product introduction]
- Before/After
- Convenient [Simple] [Design]
- Easily covers large areas
- [Easy] [Ergonomic] Comfort Grip [Design]
- Easy grip [control]
- Easy [to use]
- Economical – use to cover large areas
- Ergonomic [design]
- Gentle shower [applicator] [spray pattern]
- Hand doesn't get wet
- Hand stays dry
- Includes water [only] setting/option
- Instant/Easy [One-handed] on/off applicator/switch/action
- New/Now [on labeling for the first six (6) months following commercial introduction]
- No mixing required
- One-handed operation
- Ready-Spray®/Ready-to-Spray/Applicator Name
- Simple [and easy] [to use]
- [Simply] attach to [garden] hose and spray/go
- Easy-Measure [Cap] [Top] [Lid] [Cup]
- Drain-Back [Cap] [Top] [Lid] [Cup]
- Direct connect to the Ortho® Dial 'N Spray®
- Direct connect to Ortho® Dial 'N Spray® means no more measuring
- No more measuring concentrates with Ortho® Dial 'N Spray®
- No concentrate contact with Ortho® Dial 'N Spray®
- No over/under application with Ortho® Dial 'N Spray®
- Exact measurement and improved efficacy with Ortho® Dial 'N Spray®
- Simple, direct connect capability with Ortho® Dial 'N Spray®
- No measure, direct connect capability with Ortho® Dial 'N Spray®
- No over/under application, direct connect capability with Ortho® Dial 'N Spray®
- Quick and easy to attach to Ortho® Dial 'N Spray®
- Easily connects to the Ortho® Dial 'N Spray®
- No measuring! Attaches directly to the Ortho® Dial 'N Spray®
- With a quick twist, attach directly to the Ortho® Dial 'N Spray®



DOCUMENT CONTROL INFORMATION

1. **Unique Label Identifier:** 002217-00910.20121128.notif-proposed-highlighted.doc
2. **Reason for Issue:** restatement of application directions, ad claims