

2217-908

09-29-2009

1/28



UNITED STATES ENVIRONMENTAL PROTECTION AGENCY
WASHINGTON, D.C. 20460

OFFICE OF
PREVENTION, PESTICIDES AND
TOXIC SUBSTANCES

SEP 29 2009

James L. Kunstman, Ph.D.
PBI/Gordon Corporation
P.O. Box 014090
Kansas City, Missouri 64101

Subject: Revised Storage and Disposal Statement

Dear Dr. Kunstman:

The Agency is in receipt of your Application(s) for Pesticide Notification under Pesticide Registration Notice (PRN) 2007-4 dated September 4, 2009 for:

EPA Registration 2217-908

EI-796 Insecticide

The Registration Division (RD) has conducted a review of this request for applicability under PRN 2007-4 and finds that the label change(s) requested falls within the scope of PRN-2007-4. The label has been date-stamped "Notification" and will be placed in our records.

If you have any questions, call me at 703 305-5409 or electronically at daniel.dani@epa.gov.

Sincerely,

A handwritten signature in black ink, appearing to be "Dani Daniel".

Dani Daniel
Registration Division (7505P)
Insecticide/Rodenticide Branch



NOTIFICATION
 United States
Environmental Protection Agency
 Washington, DC 20460

Registration
 Amendment
 Other

OPP Identifier Number

Application for Pesticide - Section I

1. Company/Product Number 2217-908	2. EPA Product Manager Ms. Venus Eagle	3. Proposed Classification
4. Company/Product (Name) EI-796 Insecticide	PM# Product Manager—Team 1	<input checked="" type="checkbox"/> None <input type="checkbox"/> Restricted
5. Name and Address of Applicant (Include ZIP Code) PBI/Gordon Corporation Post Office Box 014090 Kansas City, Missouri 64101 <input type="checkbox"/> Check if this is a new address	6. Expedited Review. In accordance with FIFRA Section 3(c)(3) (b)(i), my product is similar or identical in composition and labeling to: EPA Reg. No. _____ Product Name _____	

Section - II

<input type="checkbox"/> Amendment - Explain below.	<input type="checkbox"/> Final printed labels in response to Agency letter dated _____
<input type="checkbox"/> Resubmission in response to Agency letter dated _____	<input type="checkbox"/> "Me Too" Application.
<input checked="" type="checkbox"/> Notification - Explain below.	<input type="checkbox"/> Other - Explain below.

Explanation: Use additional page(s) if necessary. (For section I and Section II.)

NOTIFICATION:

Labeling notification per Pesticide Registration Notice (PRN 2007-4), Labeling Revisions Required by the Final Rule "Pesticide Management and Disposal: Standards for Pesticide Containers and Containment"

Please refer to cover letter for details and certification statement.

e-mail to jkunstman@pbigordon.com FAX: 816-421-2731

Section - III

1. Material This Product Will Be Packaged In:				2. Type of Container	
Child-Resistant Packaging <input checked="" type="checkbox"/> Yes* <input type="checkbox"/> No	Unit Packaging <input type="checkbox"/> Yes <input checked="" type="checkbox"/> No	Water Soluble Packaging <input type="checkbox"/> Yes <input checked="" type="checkbox"/> No		<input type="checkbox"/> Metal	<input checked="" type="checkbox"/> Plastic
* Certification must be submitted		If "Yes" Unit Packaging wgt.	No. per container	If "Yes" Package wgt.	No. per container
				<input type="checkbox"/> Glass	<input type="checkbox"/> Paper
				<input type="checkbox"/> Other (Specify)	
3. Location of Net Contents Information <input checked="" type="checkbox"/> Label <input type="checkbox"/> Container		4. Size(s) Retail Container 1 quart, 1 gallon		5. Location of Label Directions <input checked="" type="checkbox"/> On Label <input type="checkbox"/> On Labeling accompanying product	
6. Manner in Which Label is Affixed to Product		<input type="checkbox"/> Lithograph <input checked="" type="checkbox"/> Paper glued <input type="checkbox"/> Stenciled		<input type="checkbox"/> Other _____	

Section - IV

1. Contact Point (Complete items directly below for identification of individual to be contacted, if necessary, to process this application.)		
Name James L. Kunstman, Ph.D.	Title Director of Regulatory Services	Telephone No. (Include Area Code) 816-43C-6292
I certify that the statements I have made on this form and all attachments thereto are true, accurate and complete. I acknowledge that any knowingly false or misleading statement may be punishable by fine or imprisonment or both under applicable law.		6. Date Application Received (Stamped)
2. Signature 	3. Title Director of Regulatory Services	
4. Typed Name James L. Kunstman, Ph.D.	5. Date September 4, 2009	



An Employee-Owned Company

1217 WEST 12TH STREET • P.O. BOX 014090
KANSAS CITY, MISSOURI 64101-0090
816-421-4070 • 1-800-821-7925
FAX: 816-474-0462

September 4, 2009

Document Processing Desk (PRN)
Office of Pesticide Programs (7504P)
US Environmental Protection Agency
Room S-4900, One Potomac Yard
2777 South Crystal Drive
Arlington, VA 22202-4501
Attn: Venus Eagle, Product Manager-Team 1

Dear Ms Eagle:

**Subject: Response to Pesticide Registration Notice (PRN 2007-4), Labeling Revisions
Required by the Final Rule "Pesticide Management and Disposal: Standards for
Pesticide Containers and Containment".
EI-796 Insecticide (EPA Reg. No. 2217-908)**

I. Labeling notification per Pesticide Registration Notice (PRN) 2007-4:

1. We ask to revise the disposal instructions and to adopt the exact language of Pesticide Registration Notice (PRN 2007-4), Labeling Revisions Required by the Final Rule "Pesticide Management and Disposal: Standards for Pesticide Containers and Containment." One (1) copy of the annotated labeling is enclosed for your review.
2. **Certification:** This notification is consistent with the guidance PR Notice 2007-4 and the requirements of EPA's regulations at 40 CFR 156.10, 156.140, 156.144, 156.146, and 156.156. No other changes have been made to the labeling or the confidential statement of formula of this product. I understand that it is a violation of 18 U.S.C. Sec. 1001 to willfully make any false statement to the EPA. I further understand that if this amended labeling is not consistent with the terms of 40 CFR 156.10, 156.140, 156.144, 156.146, and 156.156, this product may be in violation of FIFRA and I may be subject to enforcement action and penalties under Section 12 and 14 of FIFRA.

II. Enclosures:

1. Application for Pesticide Amendment (EPA Form 8570-1)
2. One (1) copy of the draft labeling

If you have any questions, please call me at 816-460-6292 or contact me at jkunstman@pbigordon.com.

Sincerely,

A handwritten signature in cursive script, appearing to read 'James L. Kunstman', written in black ink.

James L. Kunstman, Ph.D.
Director of Regulatory Services

SEP 29 2009

4/28

EI-796 INSECTICIDE

Sublabel 1: Precautionary Statements and Directions for Use intended for the alternate brand names of *Gordon's Grub Control*, *Gordon's Grub-No-More Concentrate*, and *Gordon's Grub-No-More Ready Spray*.

FOR OUTDOOR RESIDENTIAL USE ONLY

Shake Well Before Using

Not for sale, sale into, distribution and or use in Nassau, Suffolk, Kings and Queens Counties of New York.

ACTIVE INGREDIENT:	
Imidacloprid.....	1.47%
OTHER INGREDIENTS	98.53%
TOTAL	100.00%

KEEP OUT OF REACH OF CHILDREN

CAUTION

See side panel (booklet) for additional Precautionary Statements and First Aid.

FIRST AID

IF ON SKIN:	<ul style="list-style-type: none"> • Take off contaminated clothing. • Rinse skin immediately with plenty of water for 15-20 minutes. • Call a poison control center or doctor for treatment advice
IF SWALLOWED:	<ul style="list-style-type: none"> • Call a poison control center or doctor immediately for treatment advice. • Have person sip a glass of water if able to swallow. • Do not induce vomiting unless told to do so by a poison control center or doctor. • Do not give anything to an unconscious person
IF IN EYES:	<ul style="list-style-type: none"> • Hold eye open and rinse slowly and gently with water for 15 to 20 minutes. • Remove contact lenses, if present, after the first 5 minutes, then continue rinsing eye. • Call a poison control center or doctor for treatment advice.
Hotline number	<ul style="list-style-type: none"> • Have the product container or label with you when calling a poison control center or doctor, or going to a doctor. You may also contact 1-877-800- 5556 for emergency medical information • Active ingredient: 1.47% imidacloprid, CAS Registry No. 138261-41-3

Net Contents: 32 fl. oz. (1Quart), 128 fl. oz. (1 Gallon)

822/ AP090409
EPA Reg. No. 2217-908
EPA Est. No. 2217-KS-xx
MANUFACTURED BY:



PRECAUTIONARY STATEMENTS
HAZARDS TO HUMANS AND DOMESTIC ANIMALS

CAUTION: Harmful if absorbed through the skin or if swallowed. Avoid contact with skin, eyes or clothing. Wash thoroughly with soap and water after handling and before eating, drinking, chewing gum, using tobacco or using the restroom. Remove and wash contaminated clothing before reuse.

ENVIRONMENTAL HAZARDS

- This pesticide is toxic to aquatic invertebrates. Do not apply directly to lakes, streams, rivers or ponds.
- Do not dump rinse water into sewers or other bodies of water.
- Apply this product only as specified on this label.

PHYSICAL OR CHEMICAL HAZARDS:

Combustible: Do not use or store near heat or open flame.

DIRECTIONS FOR USE

It is a violation of Federal law to use this product in a manner inconsistent with its labeling. Children and pets may re-enter the treated area after it has dried.

STORAGE AND DISPOSAL

Do not contaminate water, food, or feed by storage and disposal.

Pesticide Storage: Store in original container in a cool, dry place, out of the reach of children, preferably a locked storage cabinet. **Combustible:** Do not use or store near heat or open flame.

Disposal:

- ~~If Empty: Do not reuse container. Place empty container in trash or offer for recycling if available.~~
- ~~If Partly Filled: Call your local solid waste agency for disposal instructions. Never place unused product down any indoor or outdoor drain.~~

Pesticide Disposal and Container Handling: Nonrefillable container. Do not reuse or refill this container. **If empty:** Place in trash or offer for recycling if available. **If partly filled:** Call your local solid waste agency or www.website.com for disposal instructions. Never place unused product down any indoor or outdoor drain.

PRODUCT DESCRIPTION

Top 5 Insect Pests In Lawns Controlled By EI-796 Insecticide

	Picture or sketch of pests	
Soil Insects		Grubs
Surface Insects		Sod webworm
		Chinch bug
		Cutworms
		Billbugs

HOME LAWNS AND INSECT PESTS

Where to use:

Lawns and yards including these grasses may be treated with EI-796 Insecticide.

Cool season or Northern lawns	Warm season or Southern lawns
Kentucky bluegrass, perennial ryegrass, tall fescue, fescues(red or fine leaf)	Bermudagrass , Common and hybrid Centipedegrass St. Augustinegrass Zoysiagrass Buffalograss Bahagrass

Use EI-796 Insecticide to control larvae and nymphs of these insect pests: (Ranked in importance)

Soil insects:	Surface insects:
White grub larvae including: <ul style="list-style-type: none"> • Chafers, European, Northern masked and Southern masked • Green June beetle • Japanese beetle • Oriental beetle • Asiatic garden beetle 	Sod webworm Chinch bug (suppression) Cutworms (suppression) Billbug

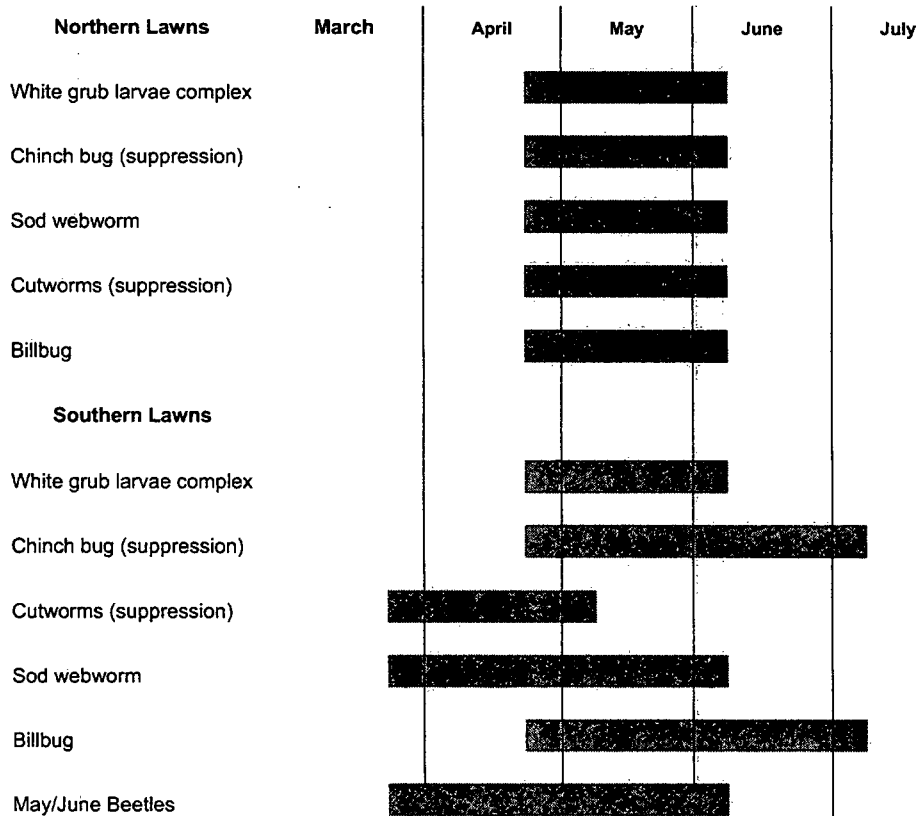
When to apply:

- For the white grub complex in Northern lawns, May is best time to apply this product.
- For the white grub complex in Southern lawns, May and early June is the best period to apply this product.
- Contact your State Agricultural Extension Service agents for additional and localized recommendations.
- Do not exceed one application of this product per season for lawns.

[container label will display either tabular or graphic chart below]

	April	May	June
Northern lawns			
White grub larvae complex		X	
Chinch bug (suppression)		X	
Sod webworm		X	
Cutworms (suppression)		X	
Billbug		X	
Southern lawns			
White grub larvae complex		X	X
Chinch bug (suppression)		X	X
Cutworms (suppression)	X		
Sod webworm	X	X	
Billbug		X	X
May/June Beetles	X	X	

PEST OCCURRENCE AND TREATMENT TIMING CHART



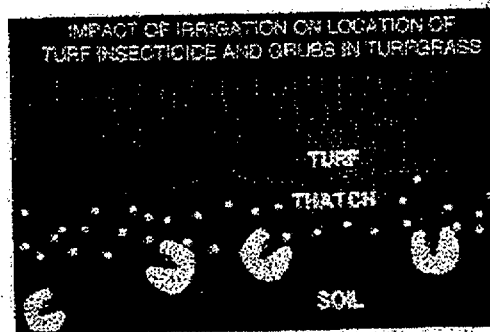
The timing of the application for the product should match the vulnerable stages of the pests. These calendar schedules will vary between years and regions and provide an overview to guide your decision-making. These calendar schedules should not be considered as a forecast or localized predictor for managing insect pests. Consult (Contact) your State Agricultural Extension Service agent, follow their specific spray schedules and recommendations.

How to apply:

- Use a tank sprayer or hose-end sprayers such as the Ortho® Dial-N-Spray®, the Hudson® Hose-End Liquid Concentrate Sprayer or the Gilmour® Dial-A-Mix® Sprayer.

Irrigation:

- For grub (larvae) control: Rainfall or irrigation (0.50 inch) should occur within 24 hours after application. Thoroughly wet the lawn a few hours after applying.
- For armyworm and cutworms: Do not irrigate treated areas within 24 hours after application of this product.



Source: Villani, M.G. 1995. "Environmental effects on grub ecology and control" *Grounds Maintenance*, September, 1995

Mowing:

- Avoid mowing treated lawn until after adequate rainfall or irrigation has occurred.

SPRAY EQUIPMENT:

Note to reader: Select the instructions intended for retail packaging and present only the appropriate text on the container labels.

A. Hand-operated sprayers including backpack, compression, knapsack or tank type sprayers and low pressure boom sprayers:

For lawn, mix 2 to 3 fl.oz. of EI-796 Insecticide per one (1.0) gallon of water for treating approximately 333 sq.ft of lawn. Use the higher rate for heavier infestations of insect pests.

Gallons of water	Fluid ounces (fl. fl. oz.) of EI-796 Insecticide	Tablespoons (tbs.) of product	Area to be treated, sq.ft.
1 gallon	2.0 - 3.0 fl. oz.	4 - 6 tbs	333 sq.ft
2 gallons	4.0 - 6.0 fl. oz.	8 - 12 tbs.	666 sq.ft.
3 gallons	6.0 - 9.0 fl. oz.	12 - 18 tbs.	1,000 sq.ft.

Equal measures: 1.0 fl.oz. = 2 tablespoons

For one (1) gallon retail containers:

For lawn using low pressure boom sprayers, mix 6.0 fl.oz. of EI-796 Insecticide per 1,000 sq.ft of lawn. Use a spray volume of 2.5 gallons per 1,000 sq.ft. of lawn. Additional spray preparation instructions are presented as follows [note: amounts can be varied as indicated above as long as resulting spray amount is between 6 to 9 fl oz product per 1,000 sq ft]

Gallons of water	Fluid ounces (Fl. Oz) of EI-796 Insecticide	Area to be treated, sq.ft.
2.5 gallons	6.0 fl. oz.	1,000 sq.ft.
5 gallons	12 fl. oz.	2,000 sq.ft.
10 gallons	24 fl. oz.	4,000 sq.ft.
12.5 gallons	30 fl. oz.	5,000 sq.ft.
25 gallons	60 fl. oz.	10,000 sq.ft. or 0.23 acre
53 gallons	128 fl. oz. (1 gallon)	21,333 sq.ft. or 0.5 acre

Equal measures: 1 gallon = 128 fl. oz. = 4 quarts= 16 cups
1 quart= 32 fl. oz. = 4cups

B. For Ortho® Dial-N-Spray® hose-end sprayer, the Hudson® Hose-End Liquid Concentrate Sprayer or the Gilmour® Dial-A-Mix® Sprayer.

Four Steps To Apply

- ◆ Measure (Determine) the *total* lawn area to be sprayed. For rectangular areas, multiply the length by the width to obtain *total* square feet.
- ◆ RATE PER GALLON: **Set the dial to 2 oz.** Keep the dial set to this setting while spraying.
- ◆ FILLING: Add an adequate amount of product to the spray bottle to treat the *total* lawn area, or add 6 fl. oz. of product for every 1,000 sq.ft. of lawn area. For example, pour 18 fl. oz of product into sprayer jar to treat a lawn area of 3,000 sq.ft. Do not add water to jar.
- ◆ SPRAY: Spray evenly over the measured area. Any unused product can be poured back into its original container

C. Ready-to-use hose-end sprayers.

Three Steps to Apply:

1. Measure the *total* (entire) lawn area to be sprayed. For rectangular areas, multiply the length by the width to obtain *total* square feet.
2. Connect a garden hose to the hose-end sprayer. Make sure the control valve on the nozzle is in the OFF position.
 - To BEGIN spraying: Turn on water at faucet. Point nozzle toward lawn to be treated and turn the control valve to the ON position. Water will automatically mix with the product. Spray evenly over the measured area.
 - To STOP spraying: Turn control valve to the OFF position. Turn off water at faucet. To relieve pressure, turn control valve to ON position and wait until water stops spraying before removing sprayer from hose.
3. SPRAY: Spray evenly over the measured area. Use the amount indicated for the size of retail container:

(32 fl. oz.) This container covers approximately 5,000 square feet.

[OR This container covers 5,333 square feet.]

[note: for heavier insect infestations use 32 fl oz of product to treat as much as 3560 sq ft.]

LIMITED WARRANTY AND DISCLAIMER

FOR USE ONLY AS DIRECTED. TO THE EXTENT CONSISTENT WITH APPLICABLE LAW, THE MANUFACTURER NEITHER MAKES NOR INTENDS ANY EXPRESS OR IMPLIED WARRANTIES, INCLUDING ANY WARRANTY OF MERCHANTABILITY OR FITNESS FOR A PARTICULAR PURPOSE, WHICH ARE HEREBY EXPRESSLY DISCLAIMED. TO THE EXTENT CONSISTENT WITH APPLICABLE LAW, IN NO CASE SHALL THE MANUFACTURER BE LIABLE FOR INCIDENTAL, CONSEQUENTIAL, OR SPECIAL DAMAGES RESULTING FROM THE USE OR HANDLING OF THIS PRODUCT. If these terms are not acceptable, return this product unopened immediately to the point of purchase, and the purchase price will be refunded in full. The terms of this LIMITED WARRANTY AND DISCLAIMER cannot be varied by any written or verbal statements or agreements at the point of sale or elsewhere.

APPENDIX:

Advertising claims that may be presented on the container labels or promotional information supporting this product:

For Ready To Use 32 fl. oz. Containers:

- [Just attach hose and spray.]
- [Convenient hose-end applicator.]
- [No mixing required.]
- [No Mix. No Mess]
- [Easy to Apply – Easy to Use]
- [EI-796 Insecticide contains imidacloprid, the active ingredient used in Merit®.
(Note: EI-796 Insecticide is not manufactured or distributed by Bayer).]
- [Just connect to garden hose & spray.]
- [Covers up to 5,000 sq. ft.]
- Makes up to 16 Gallons of Spray (1 quart container)

For 1 Gallon and 2.5 Gallon Containers:

- [Great value for larger properties.]
- [Convenient for larger properties.]
- [Economical grub control for larger properties.]
- [One (1) gallon treats up to ½ acre.]
- Makes up to 64 Gallons of Spray (1 gallon container)
- Covers Up to 1/2 Acre (for the 1 gallon container)

For All Containers:

- [Low odor formula.]
- [Kills grubs all season.]
- [Controls Japanese beetles.]
- [Controls Japanese beetle larvae.]
- [Early application stops grubs before they start.]
- [Controls major white grub species in lawns.]
- [Early application protects through the season.]
- [One easy application per year.]
- Controls White Grubs Including Japanese Beetle Larvae
- Read Label

12
28

EI-796 INSECTICIDE

Sublabel 2: Precautionary Statements and Directions for Use intended for the alternate brand name of *Gordon's Season-Long Tree and Shrub Insect Control Concentrate, and Gordon's Tree & Shrub Insect Killer.*

FOR OUTDOOR RESIDENTIAL USE ONLY

Shake Well Before Using

Not for sale, sale into, distribution and or use in Nassau, Suffolk, Kings and Queens Counties of New York.

ACTIVE INGREDIENT:	
Imidacloprid.....	1.47%
OTHER INGREDIENTS	98.53%
TOTAL.....	100.00%

KEEP OUT OF REACH OF CHILDREN

CAUTION


See side panel (booklet) for additional Precautionary Statements and First Aid.

FIRST AID

IF ON SKIN:	<ul style="list-style-type: none"> • Take off contaminated clothing. • Rinse skin immediately with plenty of water for 15-20 minutes. • Call a poison control center or doctor for treatment advice
IF SWALLOWED:	<ul style="list-style-type: none"> • Call a poison control center or doctor immediately for treatment advice. • Have person sip a glass of water if able to swallow. • Do not induce vomiting unless told to do so by a poison control center or doctor. • Do not give anything to an unconscious person
IF IN EYES:	<ul style="list-style-type: none"> • Hold eye open and rinse slowly and gently with water for 15 to 20 minutes. • Remove contact lenses, if present, after the first 5 minutes, then continue rinsing eye. • Call a poison control center or doctor for treatment advice.
Hotline number	<ul style="list-style-type: none"> • Have the product container or label with you when calling a poison control center or doctor, or going to a doctor. You may also contact 1-877-800- 5556 for emergency medical information • Active ingredient: 1.47% imidacloprid, CAS Registry No. 138261-41-3

Net Contents: 32 fl. oz. (1 quart) and 128 fl. oz. (1 gallon)

822/ AP090409
EPA Reg. No. 2217-908
EPA Est. No. 2217-KS-xx
MANUFACTURED BY:



13
28

PRECAUTIONARY STATEMENTS

HAZARDS TO HUMANS AND DOMESTIC ANIMALS

CAUTION: Harmful if absorbed through the skin or if swallowed. Avoid contact with skin, eyes or clothing. Wash thoroughly with soap and water after handling and before eating, drinking, chewing gum, using tobacco or using the restroom. Remove and wash contaminated clothing before reuse.

ENVIRONMENTAL HAZARDS

- This pesticide is toxic to aquatic invertebrates. Do not apply directly to lakes, streams, rivers or ponds.
- Do not dump rinse water into sewers or other bodies of water.
- Apply this product only as specified on this label.

PHYSICAL OR CHEMICAL HAZARDS:

Combustible: Do not use or store near heat or open flame.

DIRECTIONS FOR USE

It is a violation of Federal law to use this product in a manner inconsistent with its labeling. Children and pets may re-enter the treated area after it has dried.

STORAGE AND DISPOSAL

~~Do not contaminate water, food, or feed by storage and disposal.~~

Pesticide Storage: Store in original container in a cool, dry place, out of the reach of children, preferably a locked storage cabinet. **Combustible:** Do not use or store near heat or open flame.

~~**Disposal:**~~

- ~~• If Empty: Do not reuse container. Place empty container in trash or offer for recycling if available.~~
- ~~• If Partly Filled: Call your local solid waste agency for disposal instructions. Never place unused product down any indoor or outdoor drain.~~

~~**Pesticide Disposal and Container Handling:** Nonrefillable container. Do not reuse or refill this container. **If empty:** Place in trash or offer for recycling if available. **If partly filled:** Call your local solid waste agency or www.website.com for disposal instructions. Never place unused product down any indoor or outdoor drain.~~

ORNAMENTALS ESTABLISHED OUTDOORS IN RESIDENTIAL AREAS:

Where to use:

Ornamentals in landscape plantings may be treated with EI-796 Insecticide.
Use EI-796 on the following plants.

Landscape plantings	Types of plants
Roses, flowers, bedding plants and flowering shrubs	Azaléa, begonia, camellia, cherry laurel, geranium, gardenia, hydrangea, impatiens, ligustrum, peonies, primrose, tea roses, salvia, zinnias and similar herbaceous plants
Evergreen and leafy shrubs and woody ornamentals	Arbórvitae, boxwood, cotoneaster, euonymus, holly, juniper, laurel, privet, spruce yews and similar plants.
Groundcovers	English ivy, Dichondra, ivy, pachysandra, vinca and other similar plants

Top 10 pests in landscape plantings controlled by EI-796 Insecticide

Pest	Picture or sketch	Host plants or plants attacked or plants susceptible to injury
Japanese beetle		Crape myrtle, Norway Maple, Apple, Crabapple, Plum, Cherry, Peach, Pin Oak, Mountain Ash, Linden, Birch and Beech
Aphids		Roses, deciduous plants, Maple, Pecan, and numerous trees, shrubs and flowers
Leaf miners		Azalea, Boxwood, Holly, Birch, Aster, Hawthorn, Privet, Oak, Columbine and Daisy
Lace bugs		Pyracantha, Azalea, Rhódodendron, Sycamore, Oak, Hawthorn, Cherry and Ash
Scale insects		Caméllia, Euonymus, Holly, Juniper, Lilac, Ash, Maple and a long list of others
Leafhoppers		Aster, Elm, Honey Locust, Oak, Poplar, Hawthorn, Roses and nearly all ornamentals are subject to attack
Plant bugs		Flowers
Thrips		All flowering plants and shrubs and especially white roses and privet.
Mealybug		Yews, Catalpa, Apple, Holly, Maple and Weigela
Emerald Ash Borer		All Ash trees

Foliar applications to landscape plantings:

Use EI-796 Insecticide as a *foliar* application to provide contact control of larvae, nymphs or adults of these insect pests:

Adelgids, aphids, Japanese beetles, lace bugs, leaf beetles (including elm leaf beetles and viburnum leaf beetles) leafhoppers (including glassy-winged sharpshooter) mealybugs, psyllids, sawfly larvae, thrips (suppression) and whiteflies.

When to Apply:

- Apply when insects first appear and before the presence of high pest populations. Re-treat when a re-infestation occurs, when high pesticide populations occur or repeat the applications on an as-needed basis with 10-14 day intervals between applications.

How to Apply:

- Foliar applications with water should be made as a thorough cover spray to provide a uniform distribution. Spray to wet all foliage (leaves, stems and branches). Target the undersides of the leaves and try to penetrate dense foliage with the spray droplets.
- Use a tank sprayer or hose-end sprayers such as the Ortho® Dial-N-Spray®, the Hudson® Hose-End Liquid Concentrate Sprayer or the Gilmour® Dial-A-Mix® Sprayer. Set the dial to 1.5 (1½) Teaspoons (tsp.).

15
28

A. HAND-OPERATED SPRAYERS including backpack, compression, knapsack or tank type sprayers:

For foliar applications to landscape plantings, mix 1.5 (1½) Teaspoons (tsp.) of EI-796 Insecticide per one (1.0) gallon of water. Refer to the quick mix chart below (Table 1) for additional instructions.

Table 1. Quick mix chart for hand-operated sprayers.

Spray volume, Gallons of water	Teaspoons (tsp.) of product	Tablespoons (tbs.) of product
1 gallon	1½ teaspoons	½ tablespoon
2 gallons	3 teaspoons	1 tablespoons
3 gallons	4½ teaspoons	1½ tablespoons

Equal measures: 1.0 fl.oz = 2 tablespoons= 6 Teaspoons (tsp.)

B. For Ortho® Dial-N-Spray® hose-end sprayer, the Hudson® Hose-End Liquid Concentrate Sprayer or the Gilmour® Dial-A-Mix® Sprayer.

Three Steps To Apply

1. RATE PER GALLON: **Set the dial to 1½ Teaspoons (tsp.).** Keep the dial set to this setting while spraying.
2. FILLING: Add an adequate amount of product to the spray bottle to treat the *total* area. Do not add water to jar.
3. SPRAY: Spray to wet all foliage and direct the spray droplets for an even distribution on the target plants. Any unused product can be poured back into its original container.

Soil applications to landscape plantings:

Soil applications of EI-796 Insecticide provide systemic activity and longer residual control when compared to foliar applications. EI-796 Insecticide may be used on bedding plants, flowers, trees shrubs, groundcovers and woody ornamentals in landscape plantings as a soil surface spray. Also, individual trees and shrubs may be treated as a soil drench.

Use EI-796 Insecticide as a *soil surface* spray to control these insect pests:

Adelgids, aphids, armored scales (suppression), black vine weevil larvae, eucalyptus long-horned borers, flathead borers, Japanese beetles, lace bugs, elm leaf beetles, viburnum leaf beetles, leafhoppers, leafminers, mealybugs, pine tip moth larvae, psyllids, royal palm bugs, sawfly larvae, soft scales, thrips (suppression) white grub larvae and whiteflies.

When to Apply:

Seedbed or planting beds: Apply as a broadcast treatment to the soil and incorporate into the soil by cultivation or irrigation before seeding, planting and transplanting.

Established plantings: Apply this product to the root zone of the established plants and irrigate the treated areas before the insect activity is expected.

Best results are obtained if the treated area is irrigated (0.5 inch) thoroughly after the application of this product.

How to apply:

Use a tank sprayer or hose-end sprayers such as the Ortho® Dial-N-Spray®, the Hudson® Hose-End Liquid Concentrate Sprayer or the Gilmour® Dial-A-Mix® Sprayer for soil surface applications.

16
28

A. HAND-OPERATED SPRAYERS including backpack, compression, knapsack or tank type sprayers:

For soil applications to landscape plantings, mix 3.0 fl.oz. of EI-796 Insecticide per one (1.0) gallon of water for treating approximately 333 sq.ft. Additional spray preparation instructions are presented below.

Spray volume, Gallons of water	Fluid ounces (fl. oz) of product	Tablespoons (tbs.) of product	Area to be treated, sq.ft.
1 gallon	3.0 fl. oz.	6 tbs	333 sq.ft
2 gallons	6.0 fl. oz.	12 tbs.	666 sq.ft.
3 gallons	9.0 fl. oz.	18 tbs.	1,000 sq.ft.

Equal measures: 1.0 fl.oz = 2 tablespoons

B. For Ortho® Dial-N-Spray® hose-end sprayer, the Hudson® Hose-End Liquid Concentrate Sprayer or the Gilmour® Dial-A-Mix® Sprayer.

FOUR STEPS TO APPLY as a soil surface spray

- ◆ Measure (Determine) the *total* area to be sprayed.
- ◆ **RATE PER GALLON: Set the dial to 3 oz.**
- ◆ **FILLING:** Add an adequate amount of product to the spray bottle to treat the *total* area, or add 9 fl. oz. of product for every 1,000 sq.ft. For example, pour 18 fl. oz of product into sprayer jar to treat an area of 2,000 sq.ft. Do not add water to jar.
- ◆ **SPRAY:** Spray evenly over the measured area. Any unused product can be poured back into its original container

Soil drench to individual trees:

When to Apply:

Use soil drench applications as a component of your tree and shrub care program and as a preventive approach for chronic pest problems. Drench applications to individual trees will control aphids, borers, leafhoppers, lace bugs, mealybugs, scale insects and other larvae as listed above.

For preventive treatment, use one soil drench treatment per year during early spring to early fall. The uptake and translocation of this product from soil drenches could take 60 days or longer. For this reason, soil drenches should occur 2-3 months before the expected pest infestation.

Do not apply to soil that is frozen or waterlogged.

Applications to trees that are heavily infested with borers listed on this label may not prevent the eventual loss of the tree(s) due to the existing damage and stress. Individual results may vary.

How to Apply:

Individual trees

- Measure the *circumference* (distance around the tree trunk) in inches at chest height or at 4.5 feet from the soil. Or, measure the *diameter* of the tree trunk in inches at chest height or at 4.5 feet from the soil.
- Spray preparation for one tree: Mix 1 fl. oz. of this product per one inch of circumference of the tree trunk to one gallon of water. Refer to the quick-mix chart below (Table 2) for the amounts of EI-796 Insecticide needed.

Table 2. Quick mix chart for soil drench treatments to individual trees.

Tree trunk circumference, inches	Tree trunk diameter, inches	Amount of EI-796 Insecticide, fl. oz.	Volume of water, gallons	Band width of circular area around the base of the tree outward, feet
8	2	8	1	2'
10	3	10	1	2'
15	5	15	1	2'
20	6	20	1	2'
25	8	25	1	2'
30	10	30	1	2'
35	11	35	1	3-4'
40	12	40	1	3-4'
45	14	45	1	3-4'
50	16	50	2	3-4'
55	18	55	2	3-4'

Note to reader: The Directions for Use or this chart for 1 quart containers may not describe the spray preparation beyond 32 fl. oz. per *Label Review Manual* Chapter 11.

- Drench: Apply the solution to the root zone as a band around the base of the tree. Apply one (1) gallon of solution in a circular band from the base of the tree outward for two (2) feet. For trees with trunk diameters more than 16 inches at chest height, apply two (2) gallons of solution in a circular band from the base of the tree outward for three to four (3-4) feet.

To maximize the tree uptake, do not irrigate immediately after a soil drench application. Depending on the size and vigor of the tree, the uptake period may vary for one week to three months for large trees. Complete systemic protection will be achieved when the uptake and translocation from the roots to all plant parts (leaves) has occurred.

Individual shrubs:

- Measure the height of the shrub in feet.
- Mix preparation for one shrub: Mix 3 fl. oz. of this product per one foot of shrub height to one gallon of water. Refer to the quick-mix chart below (Table 3.) for the amounts of EI-796 Insecticide needed.

Table 3. Quick mix chart for soil drench treatments to individual shrubs.

Shrub height, feet	Amount of EI-796 Insecticide, fl. oz.	Volume of water, gallons	Band width of circular area around the base of the shrub outward, feet
2	6	1	1'
3	9	1	1'
4	12	1	2'
5	15	1	2'
6	18	1	2'
7	21	1	2'
8	24	1	2'

- Drench: Apply the solution to the root zone as a band around the base of the shrub. Apply one (1) gallon of solution in a circular band from the base of the shrub outward for one (1) foot. For shrubs taller than 3 feet, apply one (1) gallon of solution in a circular pattern from the base of the shrub outward for two (2) feet.
- To maximize the shrub uptake, do not irrigate immediately after a soil drench application.

Apple, Pear, Peach, Plum, Cherry and Pecans established in residential areas (home plantings only) as ornamental specimens or as fruit/nuts for consumption:

Where to use:

Aphids, leafhoppers, leafminers, mealybugs and San Jose scale may feed on the leaves and damage the fruit of apples and pears. Aphids distort the leaves and the phylloxerans cause galls while feeding on pecan leaves. Foliar applications of EI-796 Insecticide may limit these effects and provide effective control of these insect pests:

	Insect pests
Apple and Crabapple Pear, Common and Oriental	Aphids(except woolly apple aphid), Japanese beetles, leafhoppers (including glassy-winged sharpshooter), leafminers, mealybugs, and San Jose scale
Peach, Plum and Cherry	Aphids, cherry fruit fly maggot, Japanese beetles, leafhoppers, plant bugs, San Jose scale and stink bugs
Pecan	Yellow pecan aphid, black margined aphid, pecan leaf phylloxera, pecan spittlebug, pecan stem phylloxera

When to Apply:

Apples and Pear:

Apply full cover sprays after the petal fall is complete. Continue application until the listed insects are controlled adequately. Use up to five (5) foliar applications per season and allow 10 or more days between insecticide applications. Allow seven (7) days between the final application and the apple or pear harvest.

Stage of Trees	Approximate Dates	Apple	Pear
Petal fall:	May 22		
1 st cover spray, 5-10 days after petal fall	June 1	X	X
2 nd cover spray, 10-14 days later	June 15	X	X
3 rd cover spray, 10-14 days later	June 29	X	X
4 th cover spray, 10-14 days later	July 13	X	X
5 th cover spray, 10-14 days later	July 27	X	X
Waiting period before harvest	---	7 days	7 days

Peach: Apply full cover sprays after the petal fall is complete. Continue application until the listed insects are controlled adequately. Use up to three (3) foliar applications per season and allow 7 or more days between applications of this product.

Stage of Trees	Approximate Dates	Peach
Petal fall	May 25-June1	
1 st cover spray, 5-10 days after petal fall	June 1	X
2 nd cover spray, 7-14 days later	June 8- 14	X
3 rd cover spray, 7-14 days later	June 15-21	X
Waiting period before harvest	---	0 days

Cherry and Plum:

Apply full cover sprays after the petal fall is complete. Continue application until the listed insects are controlled adequately. Use up to five (5) foliar applications per season and allow 10 or more days between insecticide applications. Allow seven (7) days between the final application and the cherry or plum harvest.

Stage of Trees	Approximate Dates	Cherry	Plum
Petal fall	May 22		
1 st cover spray, 5-10 days after petal fall	June 1	X	X
2 nd cover spray, 10-14 days later	June 15	X	X
3 rd cover spray, 10-14 days later	June 29	X	X
4 th cover spray, 10-14 days later	July 13	X	X
5 th cover spray, 10-14 days later	July 27	X	X
Waiting period before harvest	---	7 days	7 days

Pecans:

Apply full cover sprays after the petal fall is complete. Continue application until the listed insects are controlled adequately. Use up to three (3) foliar applications per season and allow 10 or more days between applications of this product.

Stage of Trees	Approximate Dates	Pecans
Petal fall	Late April	
1 st cover spray, 5-10 days after petal fall	May 1	X
2 nd cover spray, 10-14 days later	May 15	X
3 rd cover spray, 10-14 days later	May 30	X

The timing of the application for this product should match the vulnerable stages of the pests. These calendar schedules will vary between years and regions and provide an overview to guide your decision-making. These calendar schedules should not be considered as a forecast or localized predictor for managing insect pests. Consult (Contact) your State Agricultural Extension Service agents, follow their specific spray schedules and recommendations, and observe these guidelines:

- Aphids: Apply when aphids appear and before the leaves are rolled by these insects.
- Leafhoppers: Apply when leafhoppers appear and during the nymph stages.
- Leafminers: Schedule two applications with intervals of 10 or more days. Make the first application soon after the petal fall is complete. A second application at the same dosage rate at 10 days later should be applied to the early instar larvae.
- Mealybugs: Thorough and uniform coverage is necessary.
- San Jose scale: Apply when crawlers are present. Complete spray coverage of the branches, stems and leaves is important.
- Spittlebug: Apply when spittle masses are present and as new generations develop.

20
28

How to Apply

For Ortho® Dial-N-Spray® hose-end sprayer, the Hudson® Hose-End Liquid Concentrate Sprayer or the Gilmour® Dial-A-Mix® Sprayer.

Three Steps To Apply (to Apple, Pear, Peach, Plum, Cherry and Pecans)

RATE PER GALLON: Set the dial to 1½ Teaspoons (tsp.). Keep the dial set to this setting while spraying.

FILLING: Add an adequate amount of product to the spray bottle to treat the infested trees. Do not add water to jar.

SPRAY: Spray to wet all foliage and direct the spray droplets for an even distribution on the target plants. Any unused product can be poured back into its original container.

Spray volume will vary with the size of the trees, and thorough coverage is important. Small trees (less than 15 feet in height) will require approximately 2 gallons of diluted spray per tree. Larger trees (25 feet in height) will require approximately 8 gallons of diluted spray per tree. The estimated amount of diluted sprays and the time required for spraying one tree with dial setting at 1½ Teaspoons (tsp.) is indicated in the following chart.

Tree height, feet	Spray volume per infested tree, Gallons/tree	Estimated time for spraying one tree ¹ , minutes
15	2 gallons	1 minute
20	5 gallons	2½ minutes
25	8 gallons	4 minutes
30	15 gallons	7½ minutes
35	20 gallons	10 minutes

Footnote 1: The Ortho® Dial-N-Spray® dispenses (delivers) approximately 2.0 gallons of diluted spray per minute.

Soil drench treatments to Apple, Pear, Peach, Plum, Cherry and Pecans:

When to Apply:

Use soil drench applications as a component of your program for fruit and nut trees and as a preventive approach for chronic pest problems. Drench applications to individual trees will control aphids, borers, leafhoppers, lace bugs, mealybugs, scale insects and other larvae as listed on this label.

For preventive treatment, use one soil drench treatment per year during early spring to early fall. The uptake and translocation of this product from soil drenches could take 60 days or longer. For this reason, soil drenches should occur 2-3 months before the expected pest infestation.

Do not apply to soil that is frozen or waterlogged.

Applications to trees that are heavily infested with borers listed on this label may not prevent the eventual loss of the tree(s) due to the existing damage and stress. Individual results may vary.

How to Apply:

Individual trees of Apple, Pear, Peach, Plum, Cherry and Pecans

- Measure the *circumference* (distance around the tree trunk) in inches at breast height or at 4.5 feet from the soil. Or, measure the *diameter* of the tree trunk in inches at breast height or at 4.5 feet from the soil.
- Mix preparation for one tree: Mix 1 fl. oz. of this product per one inch of circumference of the tree trunk to one gallon of water. Refer to the quick-mix chart below (Table 4) for the amounts of EI-796 Insecticide needed.

21
 28

Table 4. Quick mix chart for soil drench treatments to individual trees of Apple, Pear, Peach, Plum, Cherry and Pecans

Tree trunk circumference, inches	Tree trunk diameter, inches	Amount of EI-796 Insecticide, fl. oz.	Volume of water, gallons	Band width of circular area around the base of the tree outward, feet
8	2	8	1	2'
10	3	10	1	2'
15	5	15	1	2'
20	6	20	1	2'
25	8	25	1	2'
30	10	30	1	2'
35	11	35	1	3-4'
40	12	40	1	3-4'
45	14	45	1	3-4'
50	16	50	2	3-4'
55	18	55	2	3-4'

Note to reader: The Directions for Use or this chart for 1 quart containers may not describe the spray preparation beyond 32 fl. oz. per *Label Review Manual* Chapter 11.

- Drench: Apply the diluted solution to the root zone as a band around the base of the tree. Apply one (1) gallon of solution in a circular band from the base of the tree outward for two (2) feet. For trees with trunk diameters more than 16 inches at breast height, apply two (2) gallons of solution in a circular band from the base of the tree outward for three to four (3-4) feet.

To maximize the tree uptake, do not irrigate immediately after a soil drench application. Depending on the size and vigor of the tree, the uptake period may vary for one week to three months for large trees.

LIMITED WARRANTY AND DISCLAIMER

FOR USE ONLY AS DIRECTED. TO THE EXTENT CONSISTENT WITH APPLICABLE LAW, THE MANUFACTURER NEITHER MAKES NOR INTENDS ANY EXPRESS OR IMPLIED WARRANTIES, INCLUDING ANY WARRANTY OF MERCHANTABILITY OR FITNESS FOR A PARTICULAR PURPOSE, WHICH ARE HEREBY EXPRESSLY DISCLAIMED. TO THE EXTENT CONSISTENT WITH APPLICABLE LAW, IN NO CASE SHALL THE MANUFACTURER BE LIABLE FOR INCIDENTAL, CONSEQUENTIAL, OR SPECIAL DAMAGES RESULTING FROM THE USE OR HANDLING OF THIS PRODUCT. If these terms are not acceptable, return this product unopened immediately to the point of purchase, and the purchase price will be refunded in full. The terms of this LIMITED WARRANTY AND DISCLAIMER cannot be varied by any written or verbal statements or agreements at the point of sale or elsewhere.

22
28

APPENDIX:

Advertising claims that may be presented on the container labels or promotional information supporting this product:

- Mix in water and pour around plant
- Convenient
- Coverage for trees:
- Coverage for shrubs:
- For use on ornamental trees, shrubs, listed fruit trees and pecan trees
- Bonus Bottle 25% More Free (40 fl.oz. container)
- Protects against emerald ash borers, Japanese beetles and other damaging insects
- Also protects pecan trees and many fruit trees
- Drench at Tree Base
- Read Label
- Soil drench or surface spray
- Systemic protection for entire plant
- Makes up to 5 gallons of solution
- Makes up to 16 gallons of solution
- Ortho® and Dial-N-Spray® are registered trademarks of The Scotts Company.
- Hudson® is a registered trademark of H.D. Hudson Manufacturing Company.
- Gilmour® and Dial-A-Mix® are registered trademarks of Gilmour Manufacturing Company.
- Protects against emerald ash borers, Japanese beetles and other damaging insects as listed on (this) label.
- One easy application per year.
- Systemic protection for the entire plant.

CONTROLS (KILLS): A partial or complete list of target pests may be presented.

[Controls these and other listed damaging insects]

- Adelgids
- Leaf Beetles (including Elm Leaf Beetles and Viburnum Leaf Beetles)
- Vine Weevil Larvae (Including Black Vine Weevil)
- Leafhoppers (including Glassy-winged Sharpshooter)
- Roundheaded Borers (Including Asian Longhorned Beetle and Eucalyptus
- Longhorned Borer)
- Flatheaded (Including Bronze Birch Alder, and Emerald Ash Borers)
- Leafminers (Including Birch Leafminers)
- Mealybugs
- Pine Tip Moth Larvae
- Japanese Beetles, Adult
- Psyllids
- Lacebugs
- Royal Palm Bugs
- Sawfly Larvae
- Scales (Includes Armored Scale [Suppression) and Soft Scale)
- Thrips
- Whiteflies
- [Easy mix & pour application.]
- [Controls Aphids, Borers, Leaf hoppers, Leafminers and other listed common pests.]
- [Controls ornamental insect pests.]
- [Protection from root to tip.]
- [Use on many types of trees & shrubs.]
- [Protect pecan trees against borers.]
- [Protect pecan trees and several fruit trees.]
- [Protects against Japanese beetles.]
- [Excellent Japanese beetle control.]
- Controls these and other listed damaging insects
 - Japanese Beetle (plus photo or drawing)
 - Leafhoppers (plus photo or drawing)
 - Aphids (plus photo or drawing)
 - Plant Bugs (plus photo or drawing)
 - Leaf Miners (plus photo or drawing)
 - Thrips (suppression) (plus photo or drawing)
 - Lace Bugs (plus photo or drawing)
 - Mealybugs (plus photo or drawing)
 - Scale Insects (plus photo or drawing)
 - Emerald Ash Borer (plus photo or drawing)

For soil drenches:

- [No spraying required.]
- [One easy application per year.]
- [Protection from root to tip. Systemic protection for the entire plant.]
- Makes up to 32 gallons (128 gallons) of solution

24
28

EI-796 INSECTICIDE

Sublabel 3: Precautionary Statements and Directions for Use intended for the alternate brand name of *Gordon's Pecan and Fruit Tree Insect Control Concentrate*

FOR OUTDOOR RESIDENTIAL USE ONLY

Shake Well Before Using

Not for sale, sale into, distribution and or use in Nassau, Suffolk, Kings and Queens Counties of New York.

ACTIVE INGREDIENT:	
Imidacloprid.....	1.47%
OTHER INGREDIENTS	98.53%
TOTAL.....	100.00%

KEEP OUT OF REACH OF CHILDREN

CAUTION

See side panel (booklet) for additional Precautionary Statements and First Aid.

FIRST AID

IF ON SKIN:	<ul style="list-style-type: none"> • Take off contaminated clothing. • Rinse skin immediately with plenty of water for 15-20 minutes. • Call a poison control center or doctor for treatment advice
IF SWALLOWED:	<ul style="list-style-type: none"> • Call a poison control center or doctor immediately for treatment advice. • Have person sip a glass of water if able to swallow. • Do not induce vomiting unless told to do so by a poison control center or doctor. • Do not give anything to an unconscious person
IF IN EYES:	<ul style="list-style-type: none"> • Hold eye open and rinse slowly and gently with water for 15 to 20 minutes. • Remove contact lenses, if present, after the first 5 minutes, then continue rinsing eye. • Call a poison control center or doctor for treatment advice.
Hotline number	<ul style="list-style-type: none"> • Have the product container or label with you when calling a poison control center or doctor, or going to a doctor. You may also contact 1-877-800-5556 for emergency medical information • Active ingredient: 1.47% imidacloprid, CAS Registry No. 138261-41-3

Net Contents: 32 fl. oz. (1quart)

822/ AP090409
EPA Reg. No. 2217-908
EPA Est. No. 2217-KS-xx
MANUFACTURED BY:



25
28

**PRECAUTIONARY STATEMENTS
HAZARDS TO HUMANS AND DOMESTIC ANIMALS**

CAUTION: Harmful if absorbed through the skin or if swallowed. Avoid contact with skin, eyes or clothing. Wash thoroughly with soap and water after handling and before eating, drinking, chewing gum, using tobacco or using the restroom. Remove and wash contaminated clothing before reuse.

ENVIRONMENTAL HAZARDS

- This pesticide is toxic to aquatic invertebrates. Do not apply directly to lakes, streams, rivers or ponds.
- Do not dump rinse water into sewers or other bodies of water.
- Apply this product only as specified on this label.

PHYSICAL OR CHEMICAL HAZARDS:

Combustible: Do not use or store near heat or open flame.

DIRECTIONS FOR USE

It is a violation of Federal law to use this product in a manner inconsistent with its labeling.

Children and pets may re-enter the treated area after it has dried.

STORAGE AND DISPOSAL

~~Do not contaminate water, food, or feed by storage and disposal.~~

Pesticide Storage: Store in original container in a cool, dry place, out of the reach of children, preferably a locked storage cabinet. **Combustible:** Do not use or store near heat or open flame.

~~**Disposal:**~~

- ~~• If Empty: Do not reuse container. Place empty container in trash or offer for recycling if available.~~
- ~~• If Partly Filled: Call your local solid waste agency for disposal instructions. Never place unused product down any indoor or outdoor drain.~~

~~**Pesticide Disposal and Container Handling:** Nonrefillable container. Do not reuse or refill this container. **If empty:** Place in trash or offer for recycling if available. **If partly filled:** Call your local solid waste agency or www.website.com for disposal instructions. Never place unused product down any indoor or outdoor drain.~~

26
28

Apple, Pear, Peach, Plum, Cherry and Pecans Established in Residential Areas (Home Plantings) Only:

Where to use:

Soil drench treatments of EI-796 Insecticide may provide effective control of these leaf-eating and fruit-damaging pests:

Common (important) insect pests attacking Apple, Pear, Peach, Plum, Cherry and Pecans

Home orchards/gardens	Insect pests
Apple and Crabapple Pear , Common and Oriental	Aphids(except woolly apple aphid), Japanese beetles, borers including round-headed apple borers, leafhoppers (including glassy-winged sharpshooter), leaf beetles, leafrollers, leafminers, mealybugs, and San Jose scale
Peach, Plum and Cherry	Aphids, cherry fruit fly maggot, Japanese beetles, lace bugs, green June beetle, leafhoppers, pear sawfly, plant bugs, rose chafer, soft scales, San Jose scale and stink bugs
Pecan	Yellow pecan aphid, black margined aphid, pecan leaf phylloxera, pecan spittlebug, pecan stem phylloxera, borers (various kinds).

Soil drench treatments to Apple, Pear, Peach, Plum, Cherry and Pecans:

When to Apply:

Use soil drench applications as a component of your program for fruit and nut trees and as a preventive approach for chronic pest problems. Drench applications to individual trees will control aphids, borers, leafhoppers, lace bugs, mealybugs, scale insects and other larvae as listed on this label.

For preventive treatment, use one soil drench treatment per year during early spring to early fall. The uptake and translocation of this product from soil drenches could take 60 days or longer. For this reason, soil drenches should occur 2-3 months before the expected pest infestation.

Do not apply to soil that is frozen or waterlogged.

Applications to trees that are heavily infested with borers listed on this label may not prevent the eventual loss of the tree(s) due to the existing damage and stress. Individual results may vary.

How to Apply:

Individual trees of Apple, Pear, Peach, Plum, Cherry and Pecans

- Measure the *circumference* (distance around the tree trunk) in inches at breast height or at 4.5 feet from the soil. Or, measure the *diameter* of the tree trunk in inches at breast height or at 4.5 feet from the soil.
- Mix preparation for one tree: Mix 1 fl. oz. of this product per one inch of circumference of the tree trunk to one gallon of water. Refer to the quick-mix chart below (Table 1) for the amounts of EI-796 Insecticide needed.

27
28

Table 1. Quick mix chart for soil drench treatments to individual trees of Apple, Pear, Peach, Plum, Cherry and Pecans

Tree trunk circumference, inches	Tree trunk diameter, inches	Amount of EI-796 Insecticide, fl. oz.	Volume of water, gallons	Band width of circular area around the base of the tree outward, feet
8	2	8	1	2'
10	3	10	1	2'
15	5	15	1	2'
20	6	20	1	2'
25	8	25	1	2'
30	10	30	1	2'
35	11	35	1	3-4'
40	12	40	1	3-4'
45	14	45	1	3-4'
50	16	50	2	3-4'
55	18	55	2	3-4'

Note to reader: The Directions for Use or this chart for 1 quart containers may not describe the spray preparation beyond 32 fl. oz. per *Label Review Manual* Chapter 11.

- Drench: Apply the diluted solution to the root zone as a band around the base of the tree. Apply one (1) gallon of solution in a circular band from the base of the tree outward for two (2) feet. For trees with trunk diameters more than 16 inches at chest height, apply two (2) gallons of solution in a circular band from the base of the tree outward for three to four (3-4) feet.
To maximize the tree uptake, do not irrigate immediately after a soil drench application. Depending on the size and vigor of the tree, the uptake period may vary for one week to three months for large trees.

LIMITED WARRANTY AND DISCLAIMER

FOR USE ONLY AS DIRECTED. TO THE EXTENT CONSISTENT WITH APPLICABLE LAW, THE MANUFACTURER NEITHER MAKES NOR INTENDS ANY EXPRESS OR IMPLIED WARRANTIES, INCLUDING ANY WARRANTY OF MERCHANTABILITY OR FITNESS FOR A PARTICULAR PURPOSE, WHICH ARE HEREBY EXPRESSLY DISCLAIMED. TO THE EXTENT CONSISTENT WITH APPLICABLE LAW, IN NO CASE SHALL THE MANUFACTURER BE LIABLE FOR INCIDENTAL, CONSEQUENTIAL, OR SPECIAL DAMAGES RESULTING FROM THE USE OR HANDLING OF THIS PRODUCT. If these terms are not acceptable, return this product unopened immediately to the point of purchase, and the purchase price will be refunded in full. The terms of this LIMITED WARRANTY AND DISCLAIMER cannot be varied by any written or verbal statements or agreements at the point of sale or elsewhere.

28
28

APPENDIX:

Advertising claims that may be presented on the container labels or promotional information supporting this product:

- [Protect pecan trees against borers.]
- [Protect pecan trees and several fruit trees.]
- [Protects against Japanese beetles.]
- [Excellent Japanese beetle control.]
- [Easy mix & pour application.]
- [No spraying required.]
- [Controls Aphids, Borers, Leaf hoppers, Leafminers and other listed common pests.]
- [One easy application per year.]
- [Protection from root to tip. Systemic protection for the entire plant.]