

2217-906

12/20/2013

1/27



UNITED STATES ENVIRONMENTAL PROTECTION AGENCY
WASHINGTON, D.C. 20460

OFFICE OF
CHEMICAL SAFETY AND
POLLUTION PREVENTION

James L. Kunstman, Ph.D.
PBI/Gordon Corporation
1217 W. 12th Street,
P.O. Box 014090
Kansas City, Missouri 64101-0090

DEC 20 2013

Subject: Label amendment to add a sub-label and new marketing claims to the master label
Product Name: EH1449 Herbicide
EPA Reg. No: 2217-906
Decision Number(s): 481968

Dear Dr. Kunstman:

The labeling referred to above, submitted in connection with registration in accordance with FIFRA section 3(C)(5), as amended, is acceptable, provided that you submit and/or cite all data required for reregistration/registration review of your product under FIFRA when the Agency requires all registrants of similar products to submit such data.

A stamped copy of your label is enclosed for your records. This label supersedes all previously accepted labels. You must submit one (1) copy of the final printed label before you release the product for shipment. Products released for shipment after eighteen (18) months from the date of this letter must bear the new revised label. If these conditions are not complied with, the registration will be subject to cancellation in accordance with FIFRA §6(e). Your release for shipment of the product constitutes acceptance of these conditions. If you have questions or concerns regarding this letter, please contact Beth Benbow at (703) 347-8072 or email at benbow.bethany@epa.gov.

Sincerely,

A handwritten signature in black ink, appearing to read "Kathryn V. Montague".

Kathryn V. Montague
Product Manager 23
Herbicide Branch
Registration Division (7505P)

2/27

EH-1449 HERBICIDE

EPA Reg. No. 2217-906

Three sublabels represent the entire master label of EH-1449 Herbicide. Please refer to the appropriate section of the labeling as shown as follows:

Section
Sublabel 1: Ready-to-use intended for use by homeowners
Sublabel 2: Ready-to-use intended for use by homeowners and marketed by supplemental registrants.
Sublabel 3: Alternate Ready-To-Use sublabel, residential use
Appendix
Document Control Information

ACCEPTED
DEC 20 2013
Under the Federal Insecticide,
Fungicide, and Rodenticide Act,
as amended for the pesticide
registered under
EPA Reg. No. 2217-906

3/27

SUBLABEL 1

Ready-to-use intended for use by homeowners

EH-1449 HERBICIDE

EPA Reg. No. 2217-906

ACCEPTED
DEC 20 2013
Under the Federal Insecticide, Fungicide, and Rodenticide Act, as amended for the pesticide registered under EPA Reg. No. 2217-906

Alternate Brand Names: Gordon's Trimec Crabgrass Plus Lawn Weed Killer Ready-To-Use, Trimec Crabgrass Plus Lawn Weed Killer Ready-To-Use

ACTIVE INGREDIENT:

2,4-D, dimethylamine salt	0.313%
Quinclorac	0.104%
Dicamba, dimethylamine salt	0.029%
OTHER INGREDIENTS:	99.554%
TOTAL	100.000%

THIS PRODUCT CONTAINS:

- 2,4-dichlorophenoxyacetic acid equivalent, 0.260%
- 3,7-dichloro-8-quinolinecarboxylic acid, 0.104%
- 3,6-dichloro-o-anisic acid equivalent, 0.024%

Isomer Specific By AOAC Methods.

Note: If the design, format, or small size of the container labels makes it impractical to present the entire ingredient statement on the front panel, then add a referral statement and present this substatement on the back panel: "See back panel for substatement of ingredient statement".

KEEP OUT OF REACH OF CHILDREN

CAUTION

STOP! READ THE ENTIRE LABEL FIRST. OBSERVE ALL PRECAUTIONS AND FOLLOW DIRECTIONS CAREFULLY.

PRECAUTIONARY STATEMENTS

Hazards to Humans and Domestic Animals

CAUTION: Causes moderate eye irritation. Harmful if swallowed. Avoid contact with eyes or clothing. Wash thoroughly with soap and water after handling and before eating, drinking, chewing gum, or using tobacco. Remove and wash clothing before reuse. Wear long sleeved shirt, long pants, shoes and socks.

First Aid	
If in eyes:	<ul style="list-style-type: none"> • Hold eye open and rinse slowly and gently with water for 15-20 minutes. Remove contact lenses, if present, after the first five minutes, then continue rinsing eye. • Call a poison control center or doctor for treatment advice.

4/27

If swallowed:	<ul style="list-style-type: none"> • Call a poison control center or doctor immediately for treatment advice. • Have person sip a glass of water if able to swallow. • Do not induce vomiting unless told to by a poison control center or doctor. • Do not give anything to an unconscious person.
----------------------	---

Have the product container or label with you when calling a poison control center or doctor or going for treatment. You may also contact 1-877-800-5556 for emergency medical treatment advice.

Environmental Hazards

This pesticide is toxic to fish and aquatic invertebrates. Do not apply directly to water, to areas where surface water is present, or to intertidal areas below the mean high water mark except as noted on appropriate labels. Drift and runoff may be hazardous to aquatic organisms in water adjacent to treated areas. Do not contaminate water when disposing of equipment wash waters or rinsate.

This chemical has properties and characteristics associated with chemicals detected in groundwater. The use of this chemical in areas where soils are permeable, particularly where the water table is shallow, may result in groundwater contamination. Application around a cistern or well may result in contamination of drinking water or groundwater.

[Environmental Hazards (alternate per PRN 2008-1)]

This pesticide is toxic to fish and aquatic invertebrates. Drift and runoff may be hazardous to aquatic organisms in water adjacent to treated areas. To protect the environment, do not allow pesticide to enter or run off into storm drains, drainage ditches, gutters or surface waters. Applying this product in calm weather when rain is not predicted for the next 24 hours will help to ensure that wind or rain does not blow or wash pesticide off the treatment area.

This product has properties and characteristics associated with chemicals detected in groundwater. The use of this chemical in areas where soils are permeable, particularly where the water table is shallow, may result in groundwater contamination. Application around a cistern or well may result in contamination of drinking water or groundwater.]

DIRECTIONS FOR USE

It is a violation of Federal law to use this product in a manner inconsistent with its labeling.

USE RESTRICTIONS:

- Do not apply this product in a way that will contact any person or pet, either directly or through drift. Keep people and pets out of the area during application. Do not allow people or pets to enter the treated area until sprays have dried.
- Apply when daytime temperatures are between 50° and 90°F (do not apply above 85°F for bermudagrass). Do not treat when air temperatures exceed 90°F as damage to turfgrass may occur.
- Do not apply this product to food crops (gardens, fruits and vegetables), forage crops, or ornamental plants including flowers, trees, shrubs, hedges, woody ornamentals, groundcovers established in landscape plantings and other nontarget plants.
- Do not spray exposed roots of ornamentals and trees.
- This product is for spot treatment only.
- Do not use clippings from treated area as compost or mulch in vegetable gardens, flower beds or around other desirable plants.

<p>PRODUCT FACTS:</p> <p>What It Does: Kills major broadleaf and troublesome grass weeds including dandelion, chickweed, clover as well as crabgrass and foxtail. (See inside for complete list)</p>
--

Where to Use: Lawns: Kills the weeds not the lawn when used as directed. [icon weeds]

When to Use: Apply when daytime temperatures are between 50° and 90°F, (do not apply above 85°F for bermudagrass).

Questions & Comments: [icon phone] [icon computer]

Call 1-800-xxx-xxxx or visit our website at www.companyname.com

SHAKE WELL BEFORE USING.

HOW IT WORKS:

EH-1449 Herbicide contains three proven weed killers that target lawn weeds and crabgrass. The herbicides enter the lawn weeds through their leaves and move inside the weeds, even down into the roots. And lawns listed on this label will not be harmed when used as directed.

WHERE TO USE:

EH-1449 Herbicide is a ready-to-use (RTU) product intended for the treatment of individual weeds, patches of weeds or sparse weeds scattered throughout home lawns. EH-1449 Herbicide can be applied to the following established turfgrass species:

Cool season turfgrass	Warm season turfgrass
Kentucky bluegrass Ryegrass, perennial and annual Tall fescue Mixtures of cool season grasses containing fine fescues (red, hard and chewings) and bentgrass	Bermudagrass, common and hybrid Zoysiagrass Buffalograss

DO NOT apply EH-1449 Herbicide to the following:

Warm season turfgrass	Other areas
St. Augustinegrass, Bahagrass, Centipedegrass, Carpetgrass, Seashore paspalum	Lawns with desirable clovers or legumes, Dichondra, Ornamental plants (flowers, trees, groundcovers, landscape beds and shrubs), Turfgrass species that are not listed on this label, Gardens including vegetables, fruit trees, vines and berries.

WEEDS CONTROLLED

GRASS WEEDS:

crabgrass (large and smooth), foxtail (green, yellow and giant), kikuyugrass, and broadleaf signalgrass

BROADLEAF WEEDS:			
A partial list is presented below:			
Annual yellow sweetclover	Cocklebur	Narrowleaf plantain	Spiny cocklebur
Aster	Common mullein	Narrowleaf vetch	Spiny sowthistle
Austrian fieldcress	Creeping Jenny (Creeping Charlie)	Nettle	Spotted catsear
Bedstraw	Cudweed	Orange hawkweed	Spotted spurge
Beggarticks	Curly dock	Oriental cocklebur	Spurweed
Betony, Florida	Daisy, English	Oxalis	Stinging nettle
Bindweed, field	Daisy fleabane	Parsley-piert	Strawberry, India mock
Bird vetch	Daisy, oxeye	Parsnip	Tall nettle
Bitter wintercress	Dandelion	Pearlwort	Tall vervain
Bittercress, hairy	Dichondra	Pennycress	Tansy ragwort
Bitterweed	Dogbane	Pennywort	Tansy mustard
Black-eyed Susan	Dogfennel	Peppergrass	Tanweed
Black medic		Pepperweed	Thistle

BROADLEAF WEEDS:			
A partial list is presented below:			
Black mustard	Dollarweed	Pigweed	Trailing crownvetch
Blackseed plantain	False dandelion	Pineywoods bedstraw	Tumble mustard
Blessed thistle	Falseflax	Plains coreopsis	Tumble pigweed
Bloodflower milkweed	False sunflower	(tickseed)	Velvetleaf
Blue lettuce	Fiddleneck	Plantain	Venice mallow
Blue vervain	Florida pusley	Poison ivy	Virginia buttonweed
Bracted plantain	Frenchweed	Poison oak	Virginia creeper
Brassbuttons	Galinsoga	Pokeweed	Virginia pepperweed
Bristly oxtongue	Goathead	Poorjoe	Wavyleaf bullthistle
Broadleaf dock	Goldenrod	Prairie sunflower	Western clematis
Broadleaf plantain	Ground ivy	Prickly lettuce	Western salsify
Broomweed	Gumweed	Prickly sida	White mustard
Buckhorn	Hairy fleabane	Prostrate knotweed	Wild aster
Buckhorn plantain	Hawkweed	Prostrate pigweed	Wild wheat
Bulbous buttercup	Healall	Prostrate spurge	Wild carrot
Bull thistle	Heartleaf drymary	Prostrate vervain	Wild four-o'clock
Bullnettle	Heathaster	Puncturevine	Wild garlic
Burclover	Hedge bindweed	Purslane, common	Wild geranium
Burdock	Hedge mustard	Ragweed	Wild lettuce
Burning nettle	Hemp	Red sorrel	Wild marigold
Burweed	Henbit	Redroot pigweed	Wild mustard
Buttercup	Hoary cress	Redstem filaree	Wild onion
Buttonweed	Hoary plantain	Rough cinquefoil	Wild parsnip
Canada thistle	Hoary vervain	Rough fleabane	Wild radish
Carolina geranium	Horsenettle	Russian pigweed	Wild rape
Carpetweed	Jimsonweed	Russian thistle	Wild strawberry
Catchweed bedstraw	Knawel	Scarlet pimpernel	Wild sweet potato
Catnip	Knotweed	Scotch thistle	Wild vetch
Catsear	Kochia	Sheep sorrel	Wild violet
Chickweed, common	Lambsquarters	Shepherdspurse	Woodsorrel
Chickweed, mouseear	Lespedeza	Slender plantain	Woolly croton
Chicory	Mallow	Smallflower galinsoga	Woolly morningglory
Cinquefoil	Matchweed	Smooth dock	Woolly plantain
Clover, crimson	Mexicanweed	Smooth pigweed	Wormseed
Clover, hop	Milk vetch	Sorrel	Yarrow
Clover, red	Morningglory	Sowthistle	Yellow rocket
Clover, strawberry	Mouseear hawkweed	Spanishneedles	Yellowflower pepperweed
Clover, sweet	Mugwort	Speedwell	and other broadleaf
Clover, white	Musk thistle	Spiny amaranth	weeds
Cockle	Mustard		

WHEN TO USE:

Apply this product when weeds are small and actively growing.

CRABGRASS (large and smooth):

- **Spring:** Apply this product from crabgrass emergence until the crabgrass is 3 to 4 inches in height. This period begins the first time that you can see crabgrass in your lawn. Re-treat at 21 days later for dense populations.

FOXTAIL (GREEN, GIANT AND YELLOW):

- **Spring and early summer:** Apply this product to foxtail during the early growth stages or when foxtail is 1 to 4 inches in height. Re-treat at 21 days later for dense populations.

BROADLEAF WEEDS:

- **Spring:** Apply when **dandelion, plantain, buttercup, speedwell, knotweed** and other broadleaf weeds are young and actively growing with adequate soil moisture for best results.
- **Fall:** Apply when **henbit, chickweed, white clover, ground ivy, lawn burweed** and other broadleaf weeds are young and actively growing with adequate soil moisture for best results.

[HOW TO USE]

TRIGGER SPRAYERS:

1. Shake well. [if bottle already has sprayer attached only include steps 1 & 2 (not 1a & 1b)]
 - 1a. Connect trigger sprayer. Unscrew and discard the white cap on the bottle. Insert the hose into the bottle and tighten the cap securely.
 - 1b. Prime Sprayer: Turn the sprayer nozzle one-half turn counter-clockwise. Hold the sprayer lower than the bottle and squeeze the trigger several times until it sprays.
2. [Adjust the nozzle to coarse spray pattern to minimize wind drift. (graphic)]. Spray the weeds only. Spray [Apply] to lightly cover broadleaf and grass weeds. Excessive spraying can injure some lawns. Do not apply when daytime temperatures are above 90°F as lawn injury can occur (do not apply above 85°F for bermudagrass).

USE PRECAUTIONS:

For newly seeded areas:

- Do not apply within 4 weeks after seedling emergence of Kentucky bluegrass, fine fescue mixtures and perennial ryegrass. Apply this product to newly seeded grasses when well-established (approximately 6 weeks after seedling emergence) or after the third mowing.

For newly sodded, sprigged, or plugged areas:

- The application of this product to newly sodded, sprigged, or plugged grasses should be delayed until 3 to 4 weeks after the sodding, sprigging, or plugging operations.

Seeding:

- Turf species listed on this label can be seeded into the treated areas at four (4) weeks after the application of this product.

Irrigation:

- Do not apply this product immediately before rainfall or irrigation. For best results, do not irrigate or water the turfgrass within 24 hours after application.
- Avoid applications of this product when turfgrasses are under stress since injury may result.

Mowing:

- Delay mowing 2 days before and until 2 days after the application of this product.

STORAGE AND DISPOSAL

PESTICIDE STORAGE: Keep from freezing. Store in original container in a locked storage area inaccessible to children and pets.

PESTICIDE DISPOSAL AND CONTAINER HANDLING: Nonrefillable container. Do not reuse or refill this container. **If empty:** Place in trash or offer for recycling if available. **If partly filled:** Call your local solid waste agency for disposal instructions. Never place unused product down any indoor or outdoor drain.

LIMITED WARRANTY AND DISCLAIMER

FOR USE ONLY AS DIRECTED. THE MANUFACTURER NEITHER MAKES NOR INTENDS ANY EXPRESS OR IMPLIED WARRANTIES, INCLUDING ANY WARRANTY OF MERCHANTABILITY OR FITNESS FOR A PARTICULAR PURPOSE, WHICH ARE HEREBY EXPRESSLY DISCLAIMED. TO THE EXTENT CONSISTENT WITH APPLICABLE LAW, IN NO CASE SHALL THE MANUFACTURER BE LIABLE FOR INCIDENTAL, CONSEQUENTIAL, OR SPECIAL DAMAGES RESULTING FROM THE

8/27

USE OR HANDLING OF THIS PRODUCT. If these terms are not acceptable, return this product unopened immediately to the point of purchase, and the purchase price will be refunded in full. The terms of this Limited Warranty and Disclaimer cannot be varied by any written or verbal statements or agreements at the point of sale or elsewhere.

9/27

SUBLABEL 2
**Ready-to-use intended for use by homeowners and
marketed by supplemental registrants.**

EH-1449 HERBICIDE

EPA Reg. No. 2217-906

ACTIVE INGREDIENT:	
2,4-D, dimethylamine salt	0.313%
Quinclorac	0.104%
Dicamba, dimethylamine salt	0.029%
OTHER INGREDIENTS:	99.554%
TOTAL	100.000%

THIS PRODUCT CONTAINS:
 2,4-dichlorophenoxyacetic acid equivalent, 0.260%
 3,7-dichloro-8-quinolinecarboxylic acid, 0.104%
 3,6-dichloro-o-anisic acid equivalent, 0.024%
 Isomer Specific By AOAC Methods.

Note: If the design, format, or small size of the container labels makes it impractical to present the entire ingredient statement on the front panel, then add a referral statement and present this substatement on the back panel: **"See back panel for substatement of ingredient statement"**.

Editorial Note—**[Bracketed Text]** is optional language

KEEP OUT OF REACH OF CHILDREN

CAUTION


STOP! READ THE ENTIRE LABEL FIRST. OBSERVE ALL PRECAUTIONS AND FOLLOW DIRECTIONS CAREFULLY.

OPEN Re-sealable Label for Directions & Precautions
PRESS TO RE-SEAL

[EH-1449 Herbicide's exclusive and unique-formula kills both broadleaf plus grassy weeds in one easy step without harming your lawn-*Guaranteed!**. Ready-to-use—no mixing, no measuring, no messy cleanup. Rainproof in one hour. Controlling weeds including crabgrass in your lawn has never been easier!].



10/27

QUICK FACTS	
[Editorial Note – Marketing Claims Positioned Here]	
KILLS	Broadleaf Weeds: Dandelion, Chickweed, and Clover [Over 200+ weeds, including dandelions, chickweeds, clovers.] Grass Weeds: Crabgrass, and over 200 other weeds. [Crabgrass, foxtail and many others.]
WHERE TO USE	ON LAWNS without harming lawn grasses when used as directed (Do not use on bahiagrass, carpetgrass, centipedegrass, St. Augustinegrass [including 'Floritam'], or dichondra.)
COVERAGE	This container treats an average size lawn (X,000 to Y,000 sq.ft.).
	For questions or comments, call toll-free 1-800-XXX-YYYY or visit our website at www.CompanyName.com

This product contains: 0.260% 2,4-D acid equivalent, 0.104% quinclorac, and 0.024% dicamba acid equivalent. Isomer specific by AOAC Methods.


DIRECTIONS FOR USE	
It is a violation of Federal law to use this product in a manner inconsistent with its labeling.	
USE RESTRICTIONS	<ul style="list-style-type: none"> • This product is for spot treatment only. • Do not use this product for controlling weeds in vegetable gardens, flower beds or around shrubs or ornamental plants. • Do not use this product on or near desirable plants, including within the dripline of tree roots. • Do not apply as a fine mist because of potential injury to desirable plants. • Do not use clippings from treated area as compost or mulch in vegetable gardens, flower beds or around other desirable plants.
HOW TO USE	<ul style="list-style-type: none"> • Turn spray nozzle to coarse spray. • Hold sprayer about 12 inches from weed, aim at center of weed, and spray to lightly cover.
WHEN TO APPLY	<ul style="list-style-type: none"> • Apply when weeds are [young] [small] and actively growing. • Apply when the daily high temperature doesn't exceed 90°F (85°F for Bermudagrass). • Rain or watering one hour after application will not wash away effectiveness.
WHERE TO APPLY	<ul style="list-style-type: none"> • To lawns - including: bermudagrass, buffalograss, Kentucky bluegrass, ryegrass, fescue, zoysiagrass and bentgrass. (Application to bermudagrass may cause temporary yellowing or discoloration, but full recovery can be expected) • (Do not use on bahiagrass, carpetgrass, centipedegrass, St. Augustinegrass [including 'Floritam'], or dichondra.)
USE PRECAUTIONS	<ul style="list-style-type: none"> • Apply when wind is calm to avoid spray drift onto desirable plants (fruit, vegetables, flowers, ground covers, shrubs and trees). • [Repeat application in 4 weeks if needed for hard-to-control weeds.] • [Do not apply while grass is emerging from winter dormancy.] • [Newly seeded lawns may be seeded 4 weeks after using this product.] • [Bare spots may be seeded 4 weeks after using this product.] • [Do not mow for 1 to 2 days after spraying [to allow weed killer to move

11/27

	throughout the weed]. Do not use as compost or mulch]. <ul style="list-style-type: none"> • [If lawn is dry, water 1 to 2 days before using this product. (Weeds take up herbicide best when not under stress.)]
REFILL	Add 1.6 fl.oz. (9½ teaspoons) of EH-1432 Herbicide to this empty [24 fl.oz.] container. Top off with water, screw the sprayer back on and shake well. (Note: refill does not contain SmartTrack(TM) spray marker.
HOW IT WORKS	EH-1449 Herbicide contains three proven weed killers to control lawn weeds & crabgrass, down to the root. And it won't harm your lawn when used as directed. Weeds begin to wilt and die within [24] hours and are dead within 14 to 28 days.

WEEDS [Kills over 200 weeds including]:

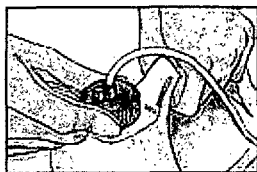
Black Medic Carpetweed Chickweeds Clovers Crabgrass Creeping Charlie Cudweed Curly dock Dandelion	English Daisy False dandelion Florida pusley Foxtails Ground ivy Heartleaf drymary Henbit Kikuyugrass Oxalis	Pennywort Plantains Purslane Red sorrel Sheep sorrel Spurges Spurweed Thistles Wild carrot	Wild garlic Wild geranium Wild onion (<i>& many other broadleaf weeds</i>) (<i>see appendix for a more complete list of weeds controlled</i>)
---	--	--	---

	<ul style="list-style-type: none"> • Do not apply this product in a way that will contact any person or pet, either directly or through drift. Keep people and pets out of the area during application. • Do not allow people or pets to enter the treated area until sprays have dried.
---	--


[Optional instructions for use with battery-operated sprayer]

- **[Battery-operated trigger sprayer:** This product is applied directly from the container using the battery-operated trigger sprayer. The sprayer is packaged with the battery installed. To use, remove the cap from the container, insert the pickup tube and thread cap attached to pickup tube to the container. Move the safety lock located below the trigger to the "ON" position. Pull trigger, waiting several seconds for fluid to prime. Adjust the sprayer tip to deliver coarse spray droplets. To store, move the safety lock located below the trigger to the "LOCK" position.]

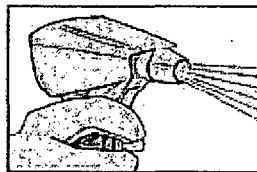
IMPORTANT! – READ BEFORE USE



How to Attach Sprayer to Bottle ■ Remove Power Sprayer and hose from side carrier. ■ Replace bottle cap with cap attached to Power Sprayer hose.



Prepare to Spray ■ Point Sprayer away from body. ■ Adjust nozzle to desired setting. Do not turn past "X" position. ■ Slide safety switch to ON position.



Spray ■ Squeeze trigger to dispense product. Sprayer may require several seconds to prime before spraying.

After Use

- Slide safety switch to LOCK position.
- Return Power Sprayer to side carrier for storage.



4 AA Batteries Included
For important battery information – see booklet.

PROPER USE OF BATTERIES	<ul style="list-style-type: none"> • Never mix old batteries with new. • Do Not mix Alkaline with Standard (carbon zinc) or Rechargeable (nickel cadmium) batteries. • When replacing batteries, follow diagram inside battery compartment that is
--------------------------------	---

12/27

<Drawing of Battery>	located at the bottom of the sprayer. <ul style="list-style-type: none"> • When storing sprayer at end of season, remove batteries to prevent leakage. • Follow manufacturer's recommendations for disposal of batteries.
----------------------	---

PRECAUTIONARY STATEMENTS

Hazards to Humans and Domestic Animals

CAUTION: Causes moderate eye irritation. Harmful if swallowed. Avoid contact with eyes or clothing. Wash thoroughly with soap and water after handling and before eating, drinking, chewing gum, or using tobacco. Remove and wash clothing before reuse. Wear long sleeved shirt, long pants, shoes and socks.

First Aid	
If in eyes:	<ul style="list-style-type: none"> • Hold eye open and rinse slowly and gently with water for 15-20 minutes. Remove contact lenses, if present, after the first five minutes, then continue rinsing eye. • Call a poison control center or doctor for treatment advice.
If swallowed:	<ul style="list-style-type: none"> • Call a poison control center or doctor immediately for treatment advice. • Have person sip a glass of water if able to swallow. • Do not induce vomiting unless told to by a poison control center or doctor. • Do not give anything to an unconscious person.
<p>[NOTE: When calling the poison control center, have this product label accessible. If seeking treatment at an emergency room or doctor's office, bring this product label to show medical personnel. You may call toll-free 1-877-229-3763 for medical emergency information.</p>	
<p>Active ingredients: 0.313% 2,4-D, dimethylamine salt (CAS# 2008-39-1), 0.104% quinclorac (CAS# 84087-1-4), and 0.029% dicamba, dimethylamine salt (CAS# 2300-66-5).]</p>	

Environmental Hazards

This pesticide is toxic to fish and aquatic invertebrates. Do not apply directly to water, to areas where surface water is present, or to intertidal areas below the mean high water mark except as noted on appropriate labels. Drift and runoff may be hazardous to aquatic organisms in water adjacent to treated areas. Do not contaminate water when disposing of equipment wash waters or rinsate.

This chemical has properties and characteristics associated with chemicals detected in groundwater. The use of this chemical in areas where soils are permeable, particularly where the water table is shallow, may result in groundwater contamination. Application around a cistern or well may result in contamination of drinking water or groundwater.


[Environmental Hazards (alternate per PRN 2008-1)

This pesticide is toxic to fish and aquatic invertebrates. Drift and runoff may be hazardous to aquatic organisms in water adjacent to treated areas. To protect the environment, do not allow pesticide to enter or run off into storm drains, drainage ditches, gutters or surface waters. Applying this product in calm weather when rain is not predicted for the next 24 hours will help to ensure that wind or rain does not blow or wash pesticide off the treatment area.

This product has properties and characteristics associated with chemicals detected in groundwater. The use of this chemical in areas where soils are permeable, particularly where the water table is shallow, may result in groundwater contamination. Application around a cistern or well may result in contamination of drinking water or groundwater.]

Important – Directions for Storage and Disposal

13/27

PESTICIDE STORAGE	[Return spray nozzle to closed position.] Store in original container in a cool, dry place, out of the reach of children, preferably a locked storage cabinet. Protect from freezing.
PESTICIDE DISPOSAL AND CONTAINER HANDLING: 	Nonrefillable container. Do not reuse or refill this container If empty: Do not reuse this container [except to refill with EH-1432 Herbicide.] Place in trash or offer for recycling if available. If partly filled: Call your local solid waste agency or toll free 1-877-229-3724 for disposal instructions. Never place unused product down any indoor or outdoor drain.

NOTICE: Research and testing have determined that the "Directions for Use" are appropriate for the proper use of this product under expected conditions. To the extent consistent with applicable law, the Buyer assumes responsibility for lack of performance or safety if not used according to the directions.

***Money Back Guarantee:** If you are not satisfied with this product, we will gladly refund your original purchase price.

14/27

SUBLABEL 3

Alternate Ready-To-Use sublabel, residential use

EH-1449 HERBICIDE

EPA Reg. No. 2217-906

Alternate Brand Names: Gordon's Trimec Crabgrass Plus Lawn Weed Killer Ready-To-Use, Trimec Crabgrass Plus Lawn Weed Killer Ready-To-Use

ACTIVE INGREDIENT:

2,4-D, dimethylamine salt	0.313%
Quinclorac	0.104%
Dicamba, dimethylamine salt	0.029%
OTHER INGREDIENTS:	99.554%
TOTAL	100.000%

THIS PRODUCT CONTAINS:

- 2,4-dichlorophenoxyacetic acid equivalent, 0.260%
- 3,7-dichloro-8-quinolinecarboxylic acid, 0.104%
- 3,6-dichloro-o-anisic acid equivalent, 0.024%

Isomer Specific By AOAC Methods.

Note: If the design, format, or small size of the container labels makes it impractical to present the entire ingredient statement on the front panel, then add a referral statement and present this substatement on the back panel: "See back panel for substatement of ingredient statement".

KEEP OUT OF REACH OF CHILDREN

CAUTION

STOP! READ THE ENTIRE LABEL FIRST. OBSERVE ALL PRECAUTIONS AND FOLLOW DIRECTIONS CAREFULLY.

PRECAUTIONARY STATEMENTS

Hazards to Humans and Domestic Animals

CAUTION: Causes moderate eye irritation. Harmful if swallowed. Avoid contact with eyes or clothing. Wash thoroughly with soap and water after handling and before eating, drinking, chewing gum, or using tobacco. Remove and wash clothing before reuse. Wear long sleeved shirt, long pants, shoes and socks.

First Aid	
If in eyes:	<ul style="list-style-type: none"> • Hold eye open and rinse slowly and gently with water for 15-20 minutes. Remove contact lenses, if present, after the first five minutes, then continue rinsing. • Call a poison control center or doctor for treatment advice.

15/27

If swallowed:	<ul style="list-style-type: none"> • Call a poison control center or doctor immediately for treatment advice. • Have person sip a glass of water if able to swallow. • Do not induce vomiting unless told to by a poison control center or doctor. • Do not give anything to an unconscious person.
<p>Have the product container or label with you when calling a poison control center or doctor or going for treatment. [You may also contact 1-877-800-5556 for emergency medical treatment advice.] [Medical Information Call 1-800-225-2883]</p>	

Environmental Hazards

This pesticide is toxic to fish and aquatic invertebrates. Do not apply directly to water, to areas where surface water is present, or to intertidal areas below the mean high water mark except as noted on appropriate labels. Drift and runoff may be hazardous to aquatic organisms in water adjacent to treated areas. Do not contaminate water when disposing of equipment wash waters or rinsate.

This chemical has properties and characteristics associated with chemicals detected in groundwater. The use of this chemical in areas where soils are permeable, particularly where the water table is shallow, may result in groundwater contamination. Application around a cistern or well may result in contamination of drinking water or groundwater.

[Environmental Hazards (alternate per PRN 2008-1)]

This pesticide is toxic to fish and aquatic invertebrates. Drift and runoff may be hazardous to aquatic organisms in water adjacent to treated areas. To protect the environment, do not allow pesticide to enter or run off into storm drains, drainage ditches, gutters or surface waters. Applying this product in calm weather when rain is not predicted for the next 24 hours will help to ensure that wind or rain does not blow or wash pesticide off the treatment area.

This product has properties and characteristics associated with chemicals detected in groundwater. The use of this chemical in areas where soils are permeable, particularly where the water table is shallow, may result in groundwater contamination. Application around a cistern or well may result in contamination of drinking water or groundwater.]

DIRECTIONS FOR USE

It is a violation of Federal law to use this product in a manner inconsistent with its labeling.

USE RESTRICTIONS

- Keep people and pets out of the area during application.
- Spray only the weed, not the entire lawn.
- This product is for spot treatment only.
- Do not apply this product in a way that will contact any person or pet, either directly or through drift.
- [Reentry Icon] Do not allow people or pets to enter the treated area until sprays have dried.
- Do not use this product for controlling weeds in vegetable gardens, flower beds or around shrubs or ornamental plants.
- Do not use this product on or near desirable plants, including within the dripline of roots of desirable trees and shrubs, as injury may result.
- Do not use clippings as mulch or compost in vegetable gardens, flower beds, or around other desirable plants.
- Do not apply as a fine mist because of potential injury to desirable plants.

USE PRECAUTIONS:

- Apply when weeds are young and actively growing.
- Delay mowing 2 days before and until 2 days after the application of this product.
- If the lawn is dry, water 24 hours before using this product.

16/27

- Do not water lawn within 24 hours of treatment.
- Certain hard-to-kill weeds may need to be spot treated in 21 days.
- For new lawns, apply only when grass has reached a height of at least 2 inches.
- Bare spots may be seeded 4 weeks after application.
- Spray when air temperatures are cooler than 90°F.
- Avoid applications during the spring transition of the warm season grasses and during periods of extremely high temperatures.

HOW IT WORKS / PRODUCT INFORMATION:

EH-1449 Herbicide contains three proven weed killers that target lawn weeds and crabgrass. The herbicides enter the lawn weeds through their leaves and move inside the weeds, even down into the roots. And lawns listed on this label will not be harmed when used as directed.

WHERE TO USE:

EH-1449 Herbicide / Product Name is a ready-to-use [RTU] product intended for the treatment of individual weeds, patches of weeds or sparse weeds scattered throughout home lawns. EH-1449 Herbicide / Product Name can be applied to the following established turfgrass types:

Cool season turfgrass	Warm season turfgrass
Kentucky bluegrass Ryegrass, perennial and annual Tall fescue Fine fescues	Bermudagrass ¹ , common and hybrid Zoysiagrass Buffalograss
¹ Application to bermudagrass may cause temporary yellowing or discoloration but full recovery can be expected. Do not apply to bermudagrass when daytime temperatures exceed 85° F.	

DO NOT apply EH-1449 Herbicide to the following:

Warm season turfgrass	Other areas
St. Augustinegrass, Bahigrass, Bentgrass Centipedegrass, Carpetgrass, Seashore paspalum	Lawns with desirable clovers or legumes, Dichondra, Ornamental plants (flowers, trees, groundcovers, landscape beds and shrubs), Turfgrass species that are not listed on this label, Gardens including vegetables, fruit trees, vines and berries.

GRASS AND BROADLEAF WEEDS CONTROLLED [KILLS WEEDS INCLUDING:]

[Some or all of the following weeds will appear on the product label]

GRASS WEEDS			
Crabgrass, large and smooth	Foxtail, green, yellow and giant	Kikuyugrass	Signalgrass, broadleaf

BROADLEAF WEEDS:

A partial list is presented below:

Annual yellow sweetclover	Cocklebur	Narrowleaf plantain	Spiny cocklebur
Aster	Common mullein	Narrowleaf vetch	Spiny sowthistle
Austrian fieldcress	Creeping Jenny (Creeping Charlie)	Nettle	Spotted catsear
Bedstraw	Cudweed	Orange hawkweed	Spotted spurge
Beggarticks	Curly dock	Oriental cocklebur	Spurweed
Betony, Florida	Daisy, English	Oxalis	Stinging nettle
Bindweed, field	Daisy fleabane	Parsley-piert	Strawberry, India mock
Bird vetch	Daisy, oxeye	Parsnip	Tall nettle
Bitter wintercress	Dandelion	Pearlwort	Tall vervain
Bittercress, hairy	Dichondra	Pennycress	Tansy ragwort
Bitterweed	Dogbane	Pennywort	Tansy mustard
Black-eyed Susan	Dogfennel	Peppergrass	Tanweed
Black medic		Pepperweed	Thistle

BROADLEAF WEEDS:		
A partial list is presented below:		
Black mustard	Dollarweed	Pigweed
Blackseed plantain	False dandelion	Pineywoods bedstraw
Blessed thistle	Falseflax	Plains coreopsis
Bloodflower milkweed	False sunflower	(tickseed)
Blue lettuce	Fiddleneck	Plantain
Blue vervain	Florida pusley	Poison ivy
Bracted plantain	Frenchweed	Poison oak
Brassbuttons	Galinsoga	Pokeweed
Bristly oxtongue	Goathead	Poorjoe
Broadleaf dock	Goldenrod	Prairie sunflower
Broadleaf plantain	Ground ivy	Prickly lettuce
Broomweed	Gumweed	Prickly sida
Buckhorn	Hairy fleabane	Prostrate knotweed
Buckhorn plantain	Hawkweed	Prostrate pigweed
Bulbous buttercup	Healall	Prostrate spurge
Bull thistle	Heartleaf drymary	Prostrate vervain
Bullnettle	Heathaster	Puncturevine
Burclover	Hedge bindweed	Purslane, common
Burdock	Hedge mustard	Ragweed
Burning nettle	Hemp	Red sorrel
Burweed	Henbit	Redroot pigweed
Buttercup	Hoary cress	Redstem filaree
Buttonweed	Hoary plantain	Rough cinquefoil
Canada thistle	Hoary vervain	Rough fleabane
Carolina geranium	Horsenettle	Russian pigweed
Carpetweed	Jimsonweed	Russian thistle
Catchweed bedstraw	Knawel	Scarlet pimpernel
Catnip	Knotweed	Scotch thistle
Catsear	Kochia	Sheep sorrel
Chickweed, common	Lambsquarters	Shepherdspurge
Chickweed, mouseear	Lespedeza	Slender plantain
Chicory	Mallow	Smallflower galinsoga
Cinquefoil	Matchweed	Smooth dock
Clover, crimson	Mexicanweed	Smooth pigweed
Clover, hop	Milk vetch	Sorrel
Clover, red	Morningglory	Sowthistle
Clover, strawberry	Mouseear hawkweed	Spanishneedles
Clover, sweet	Mugwort	Speedwell
Clover, white	Musk thistle	Spiny amaranth
Cockle	Mustard	Trailing crownvetch
		Tumble mustard
		Tumble pigweed
		Velvetleaf
		Venice mallow
		Virginia buttonweed
		Virginia creeper
		Virginia pepperweed
		Wavyleaf bullthistle
		Western clematis
		Western salsify
		White mustard
		Wild aster
		Wild buckwheat
		Wild carrot
		Wild four-o'clock
		Wild garlic
		Wild geranium
		Wild lettuce
		Wild marigold
		Wild mustard
		Wild onion
		Wild parsnip
		Wild radish
		Wild rape
		Wild strawberry
		Wild sweet potato
		Wild vetch
		Wild violet
		Woodsorrel
		Woolly croton
		Woolly morningglory
		Woolly plantain
		Wormseed
		Yarrow
		Yellow rocket
		Yellowflower pepperweed and other broadleaf weeds

WHEN TO USE:

Apply this product when weeds are small and actively growing in the spring or fall. Aim at center of weed and spray to lightly cover weed leaves.

[Directions For Use Options Based On Applicator]

[Option 1: Conventional Trigger Small RTU]

[Applicator (Device) (Applicator Name) Directions/Instructions]

HOW TO USE:

Spray

1. Turn sprayer nozzle to desired spray.
2. Squeeze trigger repeatedly to spray.

Finish

1. Turn sprayer nozzle to "OFF" [X]

[Optional illustrations may be used in conjunction with the above steps]

AND/OR

[Option 2: Conventional Trigger Large RTU]

[Applicator (Device) (Applicator Name) Directions/Instructions]

HOW TO USE:

Spray

1. Remove sprayer from bottle by sliding [pulling] sprayer up.
2. Unwrap [uncoil] hose and insert [color] hose connector into [color] spout on bottle cap until it clicks.
3. [Flip up [color] spout until fully upright] [Twist spout to "ON"] [Pull spout up].
4. Turn sprayer nozzle to desired spray.
Squeeze trigger repeatedly to spray.

Finish

1. Turn sprayer nozzle to "OFF" [X].
2. **DO NOT DISCONNECT HOSE CONNECTOR FROM SPOUT.**
3. Place sprayer back into holster [holder].

[Optional illustrations may be used in conjunction with the above steps]

[Note to reviewer: For Options 1 and 2, Conventional Trigger Small RTU and Conventional Trigger large RTU]

STORAGE AND DISPOSAL

PESTICIDE STORAGE: Keep from freezing. To be stored in original container and placed in areas inaccessible to children.

PESTICIDE DISPOSAL AND CONTAINER HANDLING: [Applicator Name] can be reused with [Product Name refill bottle/container]. Follow instructions in the Reuse Directions when reusing [applicator name]. Nonrefillable container. Do not reuse or refill this container. **If empty:** Place in trash or offer for recycling if available. **If partly filled:** Call your local solid waste agency for disposal instructions. Never place unused product down any indoor or outdoor drain.

AND/OR

[Option 3 - Pull 'N Spray® II]

[Applicator (Device) (Applicator Name) Directions/Instructions]

HOW TO USE:

Spray

1. Remove sprayer from holster [holder].
2. Unwrap [uncoil] hose and insert [color] hose connector into [color] spout on bottle cap until it clicks.
3. [Flip up [color] spout until fully upright] [Twist spout to "ON"] [Pull spout up].
4. Turn sprayer nozzle to desired spray.
5. Point sprayer away from body. Slowly pull ring at bottom of sprayer until it stops, and hold for two [2] seconds to fill sprayer.
6. Press trigger to spray.

Finish

19/27

1. Turn sprayer nozzle to "OFF" [X].
2. DO NOT DISCONNECT HOSE CONNECTOR FROM SPOUT.
3. Place sprayer back into holster [holder].

[Optional illustrations may be used in conjunction with the above steps]

Optional Refill/Reuse Directions

[The Pull 'N Spray II/Applicator Name [applicator/sprayer/wand] may be reused with the available EH-1449 Herbicide/Product Name refill bottle/container. Read and follow instructions in Reuse Directions to reuse the applicator.]

Refill/Reuse Directions

How to attach the [Pull 'N Spray II/Applicator Name] [applicator/sprayer/wand] to EH-1449 Herbicide /Product name [refill bottle]:

Removing [color] hose from original bottle/container:

	[To remove the side holster [holder] from original bottle/container, pull [lift] the bottom tab underneath and slide the holster [holder] up.]
--	--

	[Attach the sprayer holster [holder] to EH-1449 Herbicide /Product Name] refill bottle/container by sliding the holster [holder] down onto the knob.]
	Insert [color] hose connector into [color] spout on cap <u>until it clicks.</u>

[Optional illustrations may be used in conjunction with the above steps]

[Note to reviewer: For Option 3 - Pull 'N Spray® II]

<p>STORAGE AND DISPOSAL</p> <p>PESTICIDE STORAGE: Keep from freezing. To be stored in original container and placed in areas inaccessible to children.</p> <p>PESTICIDE DISPOSAL AND CONTAINER HANDLING: [Applicator Name] can be reused with [Product Name refill bottle/container]. Follow instructions in the Reuse Directions when reusing [applicator name]. Nonrefillable container. Do not reuse or refill this container. If empty: Place in trash or offer for recycling if available. If partly filled: Call your local solid waste agency for disposal instructions. Never place unused product down any indoor or outdoor drain.</p>

[Option 4 – Battery Powered Wand/Comfort Wand]

[[Applicator Name] [Applicator/Wand] Directions]

HOW TO USE:

Prep [Wand]

1. Remove sprayer [Applicator Name] from holster [holder].
2. [Remove [color] pull strip to activate batteries].
3. Unfold [Flip Open] [Applicator Name] [wand] until it clicks [locks] into position.

Connect

1. Unwrap [uncoil] hose and insert [color] hose connector into [color] spout on bottle cap **until it clicks.**
2. [Flip up [color] spout until fully upright.] [Twist spout to "ON".] [Pull spout up].

Spray

1. Turn sprayer nozzle to desired spray.
2. [Slide [color] switch on trigger to "Unlock" [illustration]].
3. Press trigger to spray.

Finish

1. Turn nozzle to "OFF" [X].
2. [Slide [color] switch on trigger to "Lock" [illustration]].
3. Fold [Applicator Name] wand closed and place sprayer back in holster [holder].

[Optional illustrations may be used in conjunction with the above steps]

Important Use Information: Do not submerge in water. When storing sprayer for long periods, remove batteries.

[To replace batteries: See marked diagram inside battery compartment.]

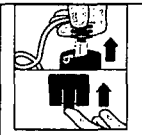
Optional Refill/Reuse Directions

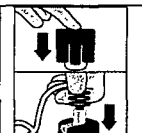
[The Comfort Wand/Applicator Name [applicator/sprayer/wand] may be reused with EH-1449 Herbicide/Product Name refill bottle/container. Read and follow instructions in Reuse Directions to reuse the applicator.]

Refill/Reuse Directions

How to attach the [Comfort Wand/Applicator Name] [applicator/sprayer/wand] to EH-1449 Herbicide/Product Name [refill bottle]:

Remove [color] hose connector from original bottle/container:

	[To remove the side holster [holder] from original bottle/container, pull [lift] the bottom tab underneath and slide the holster [holder] up.]
---	--

	[Attach the sprayer holster [holder] to EH-1449 Herbicide /Product Name] refill bottle/container by sliding the holster [holder] down onto the knob.]
	Insert [color] hose connector into [color] spout on cap <u>until it clicks.</u>

[Optional illustrations may be used in conjunction with the above steps]

[Note to reviewer: For Option 4 – Battery Powered Wand/Comfort Wand]]

<p>STORAGE AND DISPOSAL</p> <p>PESTICIDE STORAGE: Keep from freezing. To be stored in original container and placed in areas inaccessible to children.</p> <p>PESTICIDE DISPOSAL AND CONTAINER HANDLING: [Applicator Name] can be reused with [Product Name refill bottle/container]. Follow instructions in Reuse Directions when reusing [applicator name]. Nonrefillable container. Do not reuse or refill this container. If empty: Place in trash or offer for recycling if available. If partly filled: Call your local solid waste agency for disposal instructions. Never place unused product down any indoor or outdoor drain.</p>

USE PRECAUTIONS:		
When to Apply:	For established lawns For newly seeded areas For newly sodded, sprigged, or plugged areas	Apply when daytime temperatures are below 90°F. Apply this product to newly seeded grasses when well-established (approximately 6 weeks after seedling emergence) or after the third mowing. Apply this product 3 to 4 weeks after the sodding, sprigging, or plugging operations.
Seeding:		The treated area can be seeded at 4 weeks after the application of this product.
Irrigation:	Non-stressed turfgrass Stress from high temperatures, drought, insects or diseases.	Adequate soil moisture and favorable growing conditions enhance the performance of this product. Avoid applications of this product when turfgrasses are under stress since injury may result. If dry conditions exist, schedule irrigations (watering) before and after the application. For best results, delay the irrigation until approximately 24 hours after application of this product.
Mowing:		Delay mowing 2 days before and until 2 days after the application of this product.

LIMITED WARRANTY AND DISCLAIMER

FOR USE ONLY AS DIRECTED. THE MANUFACTURER NEITHER MAKES NOR INTENDS ANY EXPRESS OR IMPLIED WARRANTIES, INCLUDING ANY WARRANTY OF MERCHANTABILITY OR FITNESS FOR A PARTICULAR PURPOSE, WHICH ARE HEREBY EXPRESSLY DISCLAIMED. TO THE EXTENT CONSISTENT WITH APPLICABLE LAW, IN NO CASE SHALL THE MANUFACTURER BE LIABLE FOR INCIDENTAL, CONSEQUENTIAL, OR SPECIAL DAMAGES RESULTING FROM THE USE OR HANDLING OF THIS PRODUCT. If these terms are not acceptable, return this product unopened immediately to the point of purchase, and the purchase price will be refunded in full. The terms of this Limited Warranty and Disclaimer cannot be varied by any written or verbal statements or agreements at the point of sale or elsewhere.

APPENDIX

1. Statements which may appear on different label components depending on packaging configuration.

- See next panel for additional Precautionary Statements and First Aid
- Net Contents: _____
- EPA Est. No. _____

2. Advertising claims that may be presented on container labeling, advertisements, brochures, and other marketing/sales promotional materials:

Efficacy Claims

- [Also] Kills [Dandelion], [Crabgrass], and [Clover], Plus [XXX] Other Listed Weeds (See inside booklet for a complete list of weeds controlled)
- Controls dandelions, crabgrass and other listed hard to kill grassy or broadleaf weeds (See inside booklet for a complete list of weeds controlled)
- Kills crabgrass and over XXX listed weeds in country and suburban lawns* *See inside booklet for a complete list of weeds controlled
- Kills [controls] [Crabgrass,] [Dandelion,] [Clover,] and other common [lawn weeds] [weeds found in your lawn] (See inside booklet for a complete list of weeds controlled)
- Kills [controls] XX types of weeds [- broadleaf or grass weeds] (See inside booklet for a complete list of weeds controlled)
- Kill over [up to] XXX [lawn] weeds as listed
- Kills [controls] [over] [XXX+] [types of] weeds (See inside booklet for a complete list of weeds controlled)
- Controls over 200 Broadleaf Weeds
- Kills 200+ Weeds (See inside booklet for a complete list of weeds controlled)
- Kills over 200 Weeds [Plus Crabgrass in One Easy Step] (See inside booklet for a complete list of weeds controlled)
- [Even] kills [controls] poison ivy and poison oak
- Kills [controls] [Hard-to-Control] [Tough] Weeds
- Kills Even Tough Weeds –down to the root
- Tough weed killer
- Kill [control] the most common weeds in your lawn [grass] (See inside booklet for a complete list of weeds controlled)
- Kills [controls] all types of [lawn] weeds [in your grass] (See inside booklet for a complete list of weeds controlled)
- Kills [controls] both broadleaf and grass weeds [in lawns] (See inside booklet for a complete list of weeds controlled)
- Kills [controls] Listed Weeds (See inside booklet for a complete list of weeds controlled)
- Effective [Broadleaf] Weed Protection
- Effectively Protects Lawns from Broadleaf Weeds (See inside booklet for a complete list of weeds controlled)
- Weed Kill System
- Kills Major Broadleaf Weeds (See inside booklet for a complete list of weeds controlled)
- Kills [Lawn] Weeds plus [including Crabgrass] in One [Easy] Step (See inside booklet for a complete list of weeds controlled)
- Kills [Both] Broadleaf and [AND] Grassy Weeds [in One [Easy] Step] (See inside booklet for a complete list of weeds controlled)
- Kills [Control] lawn weeds *plus* crabgrass [in your lawn with ease!]
- One [1] [easy] solution for crabgrass, dandelions and clover
- Simple [and easy] steps to a weed free [lawn] [yard]
- Kills Crabgrass [plus] [over XX] Broadleaf Weeds (See inside booklet for a complete list of weeds controlled)
- Kills both Crabgrass & Broadleaf weeds (See inside booklet for a complete list of weeds controlled)
- Kills Crabgrass & Other Weeds in Your Lawn (See inside booklet for a complete list of weeds controlled)
- Kills Both Broadleaf and Crabgrass Weeds (See inside booklet for a complete list of weeds controlled)
- Controls crabgrass and broadleaf weeds in lawns (See inside booklet for a complete list of weeds controlled)

- When You Are Going to Kill Weeds, Why Not Get Broadleaf & Grass weeds (See inside booklet for a complete list of weeds controlled)
- [Only] targets the weeds, leaving your lawn [grass] unharmed when used as directed
- Targets weeds invading your lawn [grass]
- Targets Weeds
- Gets to the root [of your weed problem]
- Kills [lawn] weeds [down] [to the roots]
- Kills to the Root
- Gets the Root
- Kills the Weed, Kills the Root
- Kills Weeds not Lawns™ when used as directed
- Kills the Weeds, Not the Lawn when used as directed
- Won't Harm Lawns* *When used as directed
- Won't harm grass when used as directed
- Kills Weeds – Won't Harm Lawns when used as directed
- Will not Harm [Your] Lawn[s] when used as directed
- Gentle on lawns [grass], tough on weeds! when used as directed
- Kills by contact
- Starts working on contact

• **Broadleaf Weeds:** *(a partial list is presented below)*

Annual Yellow Sweetclover, Aster, Austrian Fieldcress, Barnyardgrass, Bedstraw, Beggarticks, Florida Betony, Field Bindweed, Bird Vetch, Bitter Wintercress, Hairy Bittercress, Bitterweed, Black-eyed Susan, Black Medic, Black Mustard, Blackseed Plantain, Blessed Thistle, Bloodflower Milkweed, Blue Lettuce, Blue Vervain, Bracted Plantain, Brassbuttons, Bristly Oxtongue, Broadleaf Dock, Broadleaf Plantain, Broadleaf Signalgrass, Broomweed, Buckhorn Plantain, Bulbous Buttercup, Bull Thistle, Bullnettle, Burclover, Burdock, Burning Nettle, Burweed, Buttercup, Buttonweed, Canada Thistle, Carolina Geranium, Carpetweed, Catchweed Bedstraw, Catnip, Catsear, Common Chickweed, Mouseear Chickweed, Chicory, Cinquefoil, Crimson Clover, Hop Clover, Red Clover, Strawberry Clover, Sweet Clover, White Clover, Cockle, Cocklebur, Common Mullein, Creeping Charlie, Creeping Jenny, Cudweed, Curly Dock, English Daisy, Fleabane Daisy, Oxeye Daisy, Dandelion, Dichondra, Dogbane, Dogfennel, Dollarweed, False Dandelion, False Flax, False Sunflower, Fiddleneck, Florida Pusley, Frenchweed, Galinsoga, Giant Foxtail, Goathead, Goldenrod, Green Foxtail, Ground Ivy, Gumweed, Hairy Fleabane, Hawkweed, Healall, Drymary Heartleaf, Heath Aster, Hedge Bindweed, Hedge Mustard, Hemp, Henbit, Hoary Cress, Hoary Plantain, Hoary Vervain, Horsenettle, Jimsonweed, Knawel, Knotweed, Kochia, Lambsquarters, Large Crabgrass, Lespedeza, Mallow, Matchweed, Mexicanweed, Milk Vetch, Morningglory, Mouseear Hawkweed, Mugwort, Musk Thistle, Mustard, Narrowleaf Plantain, Narrowleaf Vetch, Nettle, Orange Hawkweed, Oriental Cocklebur, Oxalis, Parsley-piert, Parsnip, Pearlwort, Pennycress, Pennywort, Peppergrass, Pepperweed, Pigweed, Pineywoods Bedstraw, Plains Coreopsis (Tickseed), Plantain, Poison Ivy, Poison Oak, Pokeweed, Poorjoe, Prairie Sunflower, Prickly Lettuce, Prickly Sida, Prostrate Knotweed, Prostrate Pigweed, Prostrate Spurge, Prostrate Vervain, Puncturevine, Common Purslane, Ragweed, Red Sorrel, Redroot Pigweed, Redstem Filaree, Rough Cinquefoil, Rough Fleabane, Russian Pigweed, Russian Thistle, Scarlet Pimpernel, Scotch Thistle, Sheep Sorrel, Shepherdspurse, Slender Plantain, Smallflower Galinsoga, Smooth Crabgrass, Smooth Dock, Smooth Pigweed, Sorrel, Sowthistle, Spanishneedles, Speedwell, Spiny Amaranth, Spiny Cocklebur, Spiny Sowthistle, Spotted Catsear, Spotted Spurge, Spurweed, Stinging Nettle, India Mock Strawberry, Tall Nettle, Tall Vervain, Tansy Mustard, Tansy Ragwort, Tanweed, Thistle, Trailing Crownvetch, Tumble Mustard, Tumble Pigweed, Velvetleaf, Venice Mallow, Virginia Buttonweed, Virginia Creeper, Virginia Pepperweed, Wavyleaf Bullthistle, Western Clematis, Western Salsify, White Mustard, Wild Aster, Wild Buckwheat, Wild Carrot, Wild Four-o'clock, Wild Garlic, Wild Geranium, Wild Lettuce, Wild Marigold, Wild Mustard, Wild Onion, Wild Parsnip, Wild Radish, Wild Rape, Wild Strawberry, Wild Sweet Potato, Wild Vetch, Wild Violet, Woodsorrel, Woolly Croton, Woolly Morningglory, Woolly Plantain, Wormseed, Yarrow, Yellow Foxtail, Yellowflower Pepperweed, Yellow Rocket, and other broadleaf weeds

Formula Claims:

- 2-in-1
- Two Products in One!
- Two-in-One Product that Kills Crabgrass & Broadleaf Weeds
- Double [Dual] [Two-Way] Action – Kills Broadleaf and Crabgrass Weeds
- Two Types of Weeds; One Solution
- Dual Action Weed Control – Kills the Plant and the Root
- All-In-One Weed Killer
- All-in-One Weed Solution
- All-in-One Lawn Weed Killer
- All-in-One Weed Killer for Lawns
- All-in-One [complete] [total] [2-in-1] weed control [for lawns]
- How it works: The [insert brand name] formula kills BOTH broadleaf weeds and Crabgrass in one easy step [without harming your lawn - guaranteed].
- [With] Lawn Guard™ [Lawn Protect™]
- Colorless formula
- Fast-acting [formula]
- For use on [many Northern & Southern] grasses [lawns] including XXX
- Treats many Northern & Southern grass types
- Lawn Friendly when used as directed
- Non-staining
- Stain-free [formula]
- Systemic [herbicide] Activity

Characteristics

- A simple and effective way to kill breakthrough and pop up weeds in your yard/lawn/grass
- Easily [quickly] spot treat weeds
- [Great] [ideal] for spot treatment[s]
- [Great] For spot treating [treatment]
- Spot weed control for Southern lawns
- Targets weeds
- makes more than XX gallons
- Covers [treats up to] XXXX square feet
- Designed for use on Southern lawns [warm season grasses/list approved grass types here]
- Water based

Weather & Speed

- [See] results in hours
- Overnight results
- Rainproof [rainfast] in [1] [X] hour[s]
- Starts working immediately
- Fast Results
- Visible Results
- Kills Weeds Fast
- Rainproof in [1] hour[s]
- [Visible] [See] results in X hours
- Starts Working on Contact
- Results [works] with 1 [one] application

Applicator Claims

- Hands stay dry
- No messy clean-up
- One-handed operation [use] [spraying]

- [Requires] no measuring, [no mixing]
- [The] Easy way to spray
- [Applicator name]
- [Applicator name] refill
- [One touch] [continuous spray] [Comfort] Wand
- 4 AA [brand name] batteries included
- Adjustable [spray] nozzle [for maximum control]
- Adjustable [spray] nozzle [for your custom needs]
- Battery powered [sprayer]
- Easy Action pump spray
- Extended Reach [illustration]
- Extended Wand [for hard-to-reach areas]
- No assembly required
- No [more] hand fatigue [tired hands]
- No more [bending] [kneeling] [or straining]
- Precise control [target] [- spray only what you want]
- Quick Pump [Pump N Go II] [Applicator]
- Ready-to-Use
- Refill
- Refill [bottle] for [Applicator name]
- Targets weeds in tight [hard to spray] spaces
- XX minutes of continuous spray
- Convenient [simple] design
- Easy [and simple] to use
- Quick & Easy [to use]
- Save[s] time [and energy]
- Easy to Use Power Sprayer
- Easy to Use
- No Pumping
- Battery Powered Sprayer
- Just Point & Shoot
- Always Ready-To-Spray
- No More Squeeze, Squeeze, Squeeze
- The Easiest Way to Spray
- No Pulling – Just Point & Shoot
- Revolutionary [Applicator] [Sprayer]
- Ideal for small areas.
- No messy cleanup.
- [Easy &] Fast Coverage
- Faster [Coverage] Than Pull & Spray

Other

- * when used as directed
- Be in control of weeds in your yard
- Before [illustration]/After [illustration]
- DO NOT use on St. Augustine grass, including Floratam variety
- For a beautiful [weed-free] lawn
- [For].[Get] a weed free lawn
- For Home Lawn Care
- For Home Use [Only]
- From the lawn care experts at [company or brand]
- From the pest experts at [company or brand]
- Guaranteed [results]*

- Guaranteed not to harm the lawn when used as directed
- **NOTICE:** To the extent consistent with applicable law, the buyer assumes all risks of use, storage or handling of this product not in accordance with label directions.
- **The [company or brand] Guarantee**
- If for any reason you, the consumer, are not satisfied with this product, mail us your original proof of purchase to obtain a full refund of your purchase price.
- **[company or brand] and Your Environment** – Your yard is a place for family and pets to enjoy. That's why [company or brand]'s products are designed with care to provide effective solutions to weed problems. Please follow instructions for appropriate usage, storage and disposal.
- Help[s] [keep[s]] the lawn look[ing] beautiful
- Helps keep lawns weed free
- Keep from freezing
- Lawn friendly weed control when used as directed
- Local solutions for local problems
- [company or brand] guarantee
- [company or brand]'s #1 Weed Killer for Lawns
- [company or brand]'s [Our] most powerful weed killer for lawns
- [company or brand]'s simple weed killer
- Proven Performance
- Read Entire label before use
- Recyclable bottle
- [Recycle symbol]
- Safe for lawns [guaranteed*]
- Takes the guesswork out of weed control [in the lawn]
- Weed control for your lawn
- Weed control made easy
- Weed free [worry free]
- Won't harm [the] lawn, guaranteed*
- XX% more than X gallon size
- XX% less plastic
- Systemic [Herbicide] [Activity]
- Ideal for Spot Treatment
- Save Time & Energy
- SmartTrack™ Marker Shows Treated Weeds
- Contains SmartTrack™, a Non Staining Marker [that Indicates Where You've Sprayed]
- Guaranteed* Not to Harm [Your] Lawn[s]
- Guaranteed* Results
- Kills Weeds the First Time, Every Time, Guaranteed*
- 100% Satisfaction Guaranteed* (or your money back)
- **Optional Instructions for Side Clip Tape**
PULL / PEEL HERE [TO REMOVE TAPE]
Open Resealable Label For Directions and/ Precautions
Press to Reseal
- **Questions & Comments:** [icon phone] [icon computer]
- Call 1-800-xxx-xxxx or Visit our Website at www.companyname.com
- [Superscript is first letter of lot number]

The following Product Facts format is optional and the information may appear inside or outside of a box.

PRODUCT FACTS:

[What It Does:] Kills major broadleaf and troublesome grass weeds including dandelion, chickweed, clover as well as crabgrass and foxtail. (See inside for complete list)

[Where to Use:] Lawns: Kills the weeds not the lawn when used as directed. (icon weeds)

27/27

[When to Use:] Apply when daytime temperatures are between 45° and 90°F, (do not apply above 85°F for bermudagrass).

Questions & Comments: (icon phone) (icon computer)
Call 1-800-xxx-xxxx or visit our website at www.companyname.com

DOCUMENT CONTROL INFORMATION

1. **Unique Label Identifier:** 002217-00906.20130925.amend-proposed-clean.doc
2. **Reason for Issue:** EPA Comments #2