



OFFICE OF CHEMICAL SAFETY AND POLLUTION PREVENTION

WASHINGTON, D.C. 20460

January 21, 2026

SENT BY EMAIL

Eric D. Smith
esmith@pbigordon.com
PBI/GORDON CORPORATION

Subject: Labeling Notification per Pesticide Registration Notice (PRN) 98-10 - Revision of Registrant
Address and Additional Language and Graphics
Product Name: EH-1437 HERBICIDE
Admin Number: 2217-896
EPA Receipt Date: 12/12/2025
Action Case Number: 00678708

Dear Eric D. Smith:

The U.S. Environmental Protection Agency is in receipt of your application for notification under Pesticide Registration Notice 98-10 for the above referenced product. The EPA has conducted a review of this request for its applicability under PRN 98-10 and finds that the action requested falls within the scope of PRN 98-10.

The labeling submitted with this application has been stamped "Notification" and will be placed in our records.

Should you wish to add/retain a reference to your company's website on your label, then please be aware that the website becomes labeling under the Federal Insecticide, Fungicide, and Rodenticide Act and is subject to review by the EPA. If the website is false or misleading, the product will be considered to be misbranded and sale or distribution of the product is unlawful under FIFRA section 12(a)(1)(E). 40 CFR § 156.10(a)(5) lists examples of statements the EPA may consider false or misleading. In addition, regardless of whether a website is referenced on your product's label, claims made on the website may not substantially differ from those claims approved through the registration process. Therefore, should the EPA find or if it is brought to our attention that a website contains statements or claims substantially differing from statements or claims made in connection with obtaining a FIFRA section 3 registration, the website will be referred to the EPA's Office of Enforcement and Compliance Assurance.

If you have questions, please contact Raubie Raiford via email at raiford.raubie@epa.gov.

Sincerely,

Kable Bo Davis

Kable Bo Davis, Senior Advisor
HB, RD
Office of Pesticide Programs

EH-1437 HERBICIDE

EPA Reg. No. 2217-896

Four sublabels represent the entire or master label of EH-1437 HERBICIDE. Please refer to the appropriate section of the labeling as shown as follows:

Section
Label language common to all sublabels
Sublabel 1. Traditional layout
Sublabel 2. Concentrate
Sublabel 3. Ready Spray
Sublabel 4. Alternate to Traditional layout
Appendix
Document Control Information

NOTIFICATION

2217-896

The applicant has certified that no changes, other than those reported to the Agency have been made to the labeling. The Agency acknowledges this notification by letter dated:

01/21/2026

See back [next] panel for additional Precautionary Statements and First Aid [OR See attached booklet [inside pages] for complete Precautionary Statements and Directions for Use, including First Aid and Storage and Disposal.]

Net Contents: _____

EPA Est. No. _____

Company Name and Address:

PBI/Gordon Corporation

P.O. Box 860350

Shawnee, KS 66286



Label Language Common To All Sublabels

EH-1437 HERBICIDE

EPA Reg. No. 2217-896

Alternate Brand Names:

Tractor Supply Co. GroundWork Concentrate Crabgrass & Broadleaf Weed Killer

Gordon's Trimec Crabgrass Plus Lawn Weed Killer Ready Spray

Gordon's Trimec Crabgrass Plus Lawn Weed Killer Concentrate

Trimec Crabgrass Plus Lawn Weed Killer Ready Spray

Trimec Crabgrass Plus Lawn Weed Killer Concentrate

ACTIVE INGREDIENT:

2,4-D, dimethylamine salt	6.42%
Quinclorac	2.13%
Dicamba, dimethylamine salt	0.60%
OTHER INGREDIENTS:	<u>90.85%</u>
TOTAL	100.00%

THIS PRODUCT CONTAINS:

0.456 lb 2,4-dichlorophenoxyacetic acid equivalent per gallon or 5.33%

0.182 lb 3,7-dichloro-8-quinolinecarboxylic acid per gallon or 2.13%

0.043 lb 3,6-dichloro-o-anisic acid equivalent per gallon or 0.50%

Isomer Specific By AOAC Methods.

Note: If the design, format, or small size of the container labels makes it impractical to present the entire ingredient statement on the front panel, then add a referral statement and present this substatement on the back panel: **"See back panel for substatement of ingredient statement"**.

KEEP OUT OF REACH OF CHILDREN

CAUTION

STOP! READ THE ENTIRE LABEL FIRST. OBSERVE ALL PRECAUTIONS AND FOLLOW DIRECTIONS CAREFULLY.

PRECAUTIONARY STATEMENTS

Hazards to Humans and Domestic Animals

CAUTION: Causes moderate eye irritation. Avoid contact with eyes, skin or clothing. Harmful if swallowed. When using this product, wear long-sleeved shirt, long pants, socks, shoes, and rubber gloves.

Wash thoroughly with soap and water after handling and before eating, drinking, chewing gum or using tobacco. After using this product, rinse gloves before removing, remove clothing and launder separately

before reuse, and promptly and thoroughly wash hands and exposed skin with soap and water. Remove saturated clothing as soon as possible and shower.

User Safety Recommendations

- Users should wash hands before eating, drinking, chewing gum, using tobacco, or using the toilet.
- Users should remove clothing/PPE immediately if pesticide gets inside. Then wash thoroughly and put on clean clothing. If pesticide gets on skin, wash immediately with soap and water.
- Users should remove PPE immediately after handling this product. Wash the outside of gloves before removing. As soon as possible, wash thoroughly and change into clean clothing.

First Aid

If in eyes:	<ul style="list-style-type: none">• Hold eye open and rinse slowly and gently with water for 15-20 minutes. Remove contact lenses, if present, after the first 5 minutes, then continue rinsing eye.• Call a poison control center or doctor for treatment advice.
If swallowed:	<ul style="list-style-type: none">• Call a poison control center or doctor immediately for treatment advice.• Have person sip a glass of water if able to swallow.• Do not induce vomiting unless told to by a poison control center or doctor.• Do not give anything to an unconscious person.
Have the product container or label with you when calling a poison control center or doctor or going for treatment. You may also contact 1-877-800-5556 for emergency medical treatment advice.	

Environmental Hazards

This pesticide is toxic to fish and aquatic invertebrates. Do not apply directly to water, to areas where surface water is present, or to intertidal areas below the mean high water mark. Drift and runoff may be hazardous to aquatic organisms in water adjacent to treated areas. Do not contaminate water when disposing of equipment wash waters or rinsate.

This chemical has properties and characteristics associated with chemicals detected in groundwater. The use of this chemical in areas where soils are permeable, particularly where the water table is shallow, may result in groundwater contamination. Application around a cistern or well may result in contamination of drinking water or groundwater.

[Environmental Hazards (alternate per PRN 2008-1)]

This pesticide is toxic to fish and aquatic invertebrates. To protect the environment, do not allow pesticide to enter or run off into storm drains, drainage ditches, gutters or surface waters. Applying this product in calm weather when rain is not predicted for the next 24 hours will help to ensure that wind or rain does not blow or wash pesticide off the treatment area. Rinsing application equipment over the treated area will help avoid run off to water bodies or drainage systems.

This chemical has properties and characteristics associated with chemicals detected in groundwater. The use of this chemical in areas where soils are permeable, particularly where the water table is shallow, may result in groundwater contamination. Application around a cistern or well may result in contamination of drinking water or groundwater.]

DIRECTIONS FOR USE

[Note to Reviewer: The following section is for nonrefillable plastic containers for and residential use only.]

STORAGE AND DISPOSAL

PESTICIDE STORAGE: Keep from freezing. Store in original container in a locked storage area inaccessible to children and pets.

PESTICIDE DISPOSAL AND CONTAINER HANDLING: Nonrefillable container. Do not reuse or refill this container. **If empty:** Place in trash or offer for recycling if available. **If partly filled:** Call your local solid waste agency for disposal instructions. Never place unused product down any indoor or outdoor drain.

LIMITED WARRANTY AND DISCLAIMER

FOR USE ONLY AS DIRECTED. TO THE EXTENT CONSISTENT WITH APPLICABLE LAW, THE MANUFACTURER NEITHER MAKES NOR INTENDS ANY EXPRESS OR IMPLIED WARRANTIES, INCLUDING ANY WARRANTY OF MERCHANTABILITY OR FITNESS FOR A PARTICULAR PURPOSE, WHICH ARE HEREBY EXPRESSLY DISCLAIMED. TO THE EXTENT CONSISTENT WITH APPLICABLE LAW, IN NO CASE SHALL THE MANUFACTURER BE LIABLE FOR INCIDENTAL, CONSEQUENTIAL, OR SPECIAL DAMAGES RESULTING FROM THE USE OR HANDLING OF THIS PRODUCT. If these terms are not acceptable, return this product unopened immediately to the point of purchase, and the purchase price will be refunded in full. The terms of this Limited Warranty and Disclaimer cannot be varied by any written or verbal statements or agreements at the point of sale or elsewhere.

Alternate Warranty:

NOTICE: To the extent consistent with applicable law, buyer assumes all responsibility for lack of performance or safety if not used according to the label directions.

[OPTIONAL WARRANTY STATEMENT]

The ORTHO Guarantee

When purchased from an authorized seller If for any reason you [, the consumer,] are not satisfied with this product, mail us proof of purchase to obtain a full refund of your purchase price.

OR

Scotts No-Quibble Guarantee® If for any reason you, the consumer, are not satisfied with results after using this product, you are entitled to get your money back. Simply send us evidence of purchase and we will mail you a refund check promptly.


SUBLABEL 1

Traditional layout

DIRECTIONS FOR USE

It is a violation of Federal law to use this product in a manner inconsistent with its labeling.

USE RESTRICTIONS:

- For residential lawn use only.
- Do not apply this product in a way that will contact any person or pet, either directly or through drift. Keep people and pets out of the area during application.
- [ Optional Icon] Do not allow people or pets to enter the treated area until sprays have dried.
- Do not use clippings from the treated areas as mulch or compost around flowers, ornamentals, trees, or in vegetable gardens.
- Do not apply this product to food crops (gardens, fruits, and vegetables), forage crops, or ornamental plants including flowers, trees, shrubs, hedges, woody ornamentals, groundcovers established in landscape plantings and other nontarget plants.
- Do not spray exposed roots of ornamentals and trees.

SPRAY DRIFT MANAGEMENT

It is the responsibility of the applicator to avoid spray drift at the application site. Do not allow the herbicide solution to mist, drip, drift, or splash onto desirable broadleaf plants, as small amounts of this product can damage sensitive plants near the treated area. If desirable plants are accidentally sprayed, immediately rinsing leaves with water may reduce or eliminate plant damage.

SHAKE WELL BEFORE USING

PRODUCT FACTS:

What It Does: Kills major broadleaf and troublesome grass weeds including dandelion, chickweed and clover as well as crabgrass and foxtail. (See inside for complete list)

Where to Use: Lawns: Kills the weeds not the lawn when used as directed. (icon weeds)

When to Use: Apply when daytime temperatures are below 90°F.

Questions & Comments: (icon phone) (icon computer)
Call 1-800- 884-3179 or Visit our Website at GordonsUSA.com

HOW IT WORKS:

EH-1437 Herbicide contains three proven weed killers that target lawn weeds and crabgrass. This herbicide enters the lawn weeds through their leaves and moves throughout the plant to provide control. Lawns listed on this label will not be harmed when used as directed.

WHERE TO USE:

EH-1437 Herbicide can be applied to residential lawns with the following turfgrass species:

Lawns To Be Treated:	
Cool Season Turfgrass	Warm Season Turfgrass
Kentucky bluegrass Ryegrass, perennial and annual Tall fescue Mixtures of cool season grasses containing fine fescues (red, hard and chewing)	Bermudagrass ¹ , common and hybrid Zoysiagrass Buffalograss

¹Application to bermudagrass may cause temporary yellowing or discoloration but full recovery can be expected. Do not apply to bermudagrass when daytime temperatures exceed 85° F.

DO NOT apply EH-1437 Herbicide to the following:

Bahiagrass
 Bentgrass, colonial and creeping
 Carpetgrass
 Centipedegrass
 Dichondra
 Gardens including vegetables, fruit trees, vines and berries
 Ornamental plants (flowers, trees, groundcovers, landscape beds and shrubs)
 Seashore paspalum
 St. Augustinegrass
 Turfgrass species that are not listed on this label.

GRASS AND BROADLEAF WEEDS CONTROLLED:

GRASS WEEDS

Crabgrass, large and smooth	Foxtail, green, yellow and giant	Signalgrass, broadleaf	
-----------------------------	----------------------------------	------------------------	--

BROADLEAF WEEDS

Annual yellow sweetclover	Cockle	Musk thistle	Speedwell
Aster	Cocklebur	Mustard	Spiny amaranth
Austrian fieldcress	Common mullein	Narrowleaf plantain	Spiny cocklebur
Bedstraw	Creeping Jenny (Creeping Charlie)	Narrowleaf vetch	Spiny sowthistle
Beggarticks	Cudweed	Nettle	Spotted catsear
Betony, Florida	Curly dock	Orange hawkweed	Spotted spurge
Bindweed, field	Daisy, English	Oriental cocklebur	Spurweed
Bird vetch	Daisy, fleabane	Oxalis	Stinging nettle
Bitter wintercress	Daisy, oxeye	Parsley-piert	Strawberry, India mock
Bittercress, hairy	Dandelion	Parsnip	Tall nettle
Bitterweed	Dichondra	Pearlwort	Tall vervain
Black-eyed Susan	Dogbane	Pennycress	Tansy ragwort
Black medic	Dogfennel	Pennywort	Tansy mustard
Black mustard	Dollarweed	Peppergrass	Tanweed
Blackseed plantain	False dandelion	Pepperweed	Thistle
Blessed thistle	Falseflax	Pigweed	Trailing crownvetch
Bloodflower milkweed	False sunflower	Pineywoods bedstraw	Tumble mustard
Blue lettuce	Fiddleneck	Plains coreopsis (tickseed)	Tumble pigweed
Blue vervain	Florida pusley	Plantain	Velvetleaf
Bracted plantain	Frenchweed	Poison ivy	Venice mallow
Brassbuttons	Galinsoga	Poison oak	Virginia buttonweed
Bristly oxtongue	Goathead	Pokeweed	Virginia creeper
Broadleaf dock	Goldenrod	Poorjoe	Virginia pepperweed
Broadleaf plantain	Ground ivy	Prairie sunflower	Wavyleaf bullthistle
Broomweed	Gumweed	Prickly lettuce	Western clematis
Buckhorn	Hairy fleabane	Prickly sida	Western salsify
Buckhorn plantain	Hawkweed	Prostrate knotweed	White mustard
Bulbous buttercup	Healall	Prostrate pigweed	Wild aster
Bull thistle	Heartleaf drymary	Prostrate spurge	Wild buckwheat
Bullnettle	Heathaster	Prostrate vervain	Wild carrot
Burclover	Hedge bindweed	Puncturevine	Wild four-o'clock
Burdock	Hedge mustard	Purslane, common	Wild garlic
Burning nettle	Hemp	Ragweed	Wild geranium
Burweed	Henbit	Red sorrel	Wild lettuce
Buttercup	Hoary cress	Redroot pigweed	Wild marigold
Buttonweed	Hoary plantain	Redstem filaree	Wild mustard
Canada thistle	Hoary vervain	Rough cinquefoil	Wild onion
Carolina geranium	Horsenettle	Rough fleabane	Wild parsnip
Carpetweed			Wild radish

BROADLEAF WEEDS			
Catchweed bedstraw	Jimsonweed	Russian pigweed	Wild rape
Catnip	Knawel	Russian thistle	Wild strawberry
Catsear	Knotweed	Scarlet pimpernel	Wild sweet potato
Chickweed, common	Kochia	Scotch thistle	Wild vetch
Chickweed, mouseear	Lambsquarters	Sheep sorrel	Wild violet
Chicory	Lespedeza	Shepherd's purse	Woodsorrel
Cinquefoil	Mallow	Slender plantain	Woolly croton
Clover, crimson	Matchweed	Smallflower galinsoga	Woolly morningglory
Clover, hop	Mexicanweed	Smooth dock	Woolly plantain
Clover, red	Milk vetch	Smooth pigweed	Wormseed
Clover, strawberry	Morningglory	Sorrel	Yarrow
Clover, sweet	Mouseear hawkweed	Sowthistle	Yellow rocket
Clover, white	Mugwort	Spanishneedles	Yellowflower pepperweed

WHEN TO USE:

Apply this product when weeds are small and actively growing.

Weed species	Season	Timing	Maximum number of applications ¹	Application interval, days	Comments
Crabgrass (large and smooth):	Spring	From crabgrass emergence until the crabgrass is 3 to 4 inches in height	2	21	Re-treat at the same rate at 21 days later for dense populations or for continued crabgrass emergence.
Foxtail (green, giant and yellow):	Spring and early summer	During the early growth stages or when foxtail is 1 to 4 inches in height.	2	21	Re-treat at the same rate at 21 days later for dense populations.
Broadleaf signalgrass	Spring and early summer	During the early growth stages or during the 3 to 7 leaf stage.	2	21	Re-treat at the same rate at 21 days later if needed.
Dandelion, plantain, buttercup, speedwell, knotweed and other listed broadleaf weeds	Spring	When broadleaf weeds are small and actively growing.	2		Apply when broadleaf weeds are young and actively growing with adequate soil moisture.
Henbit, chickweed, white clover, ground ivy, lawn burweed and other listed broadleaf weeds	Fall	When broadleaf weeds are young and actively growing	2		Apply when broadleaf weeds are young and actively growing with adequate soil moisture

¹The maximum application rate is 6.4 fl.oz. of product per 1,000 sq.ft. per application [1.0 lb 2,4-D acid equivalent per acre per application]. The maximum number of broadcast applications is limited to 2 per year. A second application may be made 21 days after the initial application. The maximum seasonal rate is 12.8 fl.oz. of product per 1,000 sq.ft. [2.0 lb 2,4-D acid equivalent per acre]

HOW MUCH TO USE:

I. ENTIRE LAWN TREATMENTS WITH DIAL TYPE HOSE-END SPRAYERS

Three Easy Steps To Mix And Apply:

1. FILL

- Determine (Measure) the total lawn area to be sprayed. For rectangular areas, multiply the length by the width to obtain total square feet.
- The application rate for this product is 6.4 fl.oz. of product per 1,000 sq.ft. of lawn. Add an adequate amount of herbicide to the spray bottle to treat the total lawn area, or add 6.4 fl.oz. of product for every 1,000 sq.ft. of lawn area. Over-application or rates above those listed on this label can cause turf injury.
- Do not add water to the sprayer jar.

2. SET THE DIAL

For hose-end sprayers: Set the dial to the rate per gallon and keep the dial set to this setting while spraying.

The dial setting or rate per gallon for this product is 2.5 oz. of product per gallon of water.

Types of hose-end sprayers	Dial setting
Ortho® Dial'N Spray® Hose-End Sprayer	2.5 oz.
Hudson® Hose End Liquid Concentrate Sprayer	2.5 fl.oz.
Gilmour® Dial-A-Mix® Lawn and Garden Sprayer	15 Teaspoons or 5 tablespoons

3. SPRAY - Apply evenly over the lawn.

II. ENTIRE LAWN TREATMENTS WITH READY-TO-USE HOSE-END SPRAYERS :

This product may be packaged as a ready-to-use product with no mixing. The retail plastic container is fitted with a sprayer body that delivers spray droplets at a fixed rate.

For READY-TO-USE Hose End Sprayers:

- This retail sprayer bottle will cover the treated areas described below when this product is applied at 6.4 fl.oz. of product per 1,000 sq.ft. Over-application or rates above those listed on this label can cause turf injury.

Approximate treated areas for four retail container sizes:

Species	Amount of product to treat approximate area, sq. ft.				
	Fl.oz./1,000 sq.ft.	1.0 pt. (16 fl.oz.) sprayer jar or retail container	1.0 qt. (32 fl.oz.) sprayer jar or retail container	2.0 qt. (64 fl.oz.) retail container	1 gallon (128 fl.oz.) retail container
Kentucky bluegrass Ryegrass, perennial and annual Tall fescue Mixtures of cool season species Bermudagrass ¹ , common and hybrid Zoysiagrass and Buffalograss	6.4 fl.oz. /1,000 sq.ft.	2,500 sq.ft.	5,000 sq.ft.	10,000 sq.ft.	20,000 sq.ft.
¹ Application to bermudagrass may cause temporary yellowing or discoloration but full recovery can be expected. Do not apply to bermudagrass when daytime temperatures exceed 85° F.					

Instructions:

- Determine (Measure) the total lawn area to be sprayed. For rectangular areas, multiply the length by the width to obtain total square feet.
- CONNECT:** Remove bottle cap and screw the spray nozzle onto the bottle. Attach [connect] garden hose to spray nozzle. Turn [rotate] the spray nozzle lever to the "OFF" position.
- SPRAY:** Turn on water at faucet. Extend hose to the farthest area of lawn [turf] to be treated. To begin spraying, turn [rotate] the spray nozzle lever to the "ON" OR "SPRAY" position. The herbicide mixes automatically with the water. Walk at a steady pace while spraying evenly and working towards the faucet.

Refer to view strip [graduated scale] on side of container to guide coverage. This xx fl.oz. container will treat up to xxxx sq.ft. of turfgrass.

- **FINISH:** To stop spraying, turn [rotate] spray nozzle lever to the “OFF” position. Turn off water at faucet. To relieve pressure, turn [rotate] spray nozzle to the “Water” OR “ON” position and point sprayer away from any desirable plants before disconnecting the sprayer nozzle from the garden hose.

III. HAND-OPERATED SPRAYERS:

For hand-operated sprayers (backpack, knapsack, tank-type or pump-up):

- Apply to actively growing grass and broadleaf weeds during the early growth stages.
- Measure and mix the proper amount of product with water as described below. Mix 2.5 fl.oz. of product with 1 gallon of water to treat 400 sq.ft. of lawn. See below for additional spray preparations
- Spray evenly over the lawn. Spray coverage should be uniform and complete. Over-application or rates above those recommended on this label can cause turf injury.

Amount of Product to Use, Fluid Ounces	Amount of Water in Sprayer, Gallons	Approximate Treated Area, Square feet
2.5 fl.oz.	1 gallon	400 sq.ft.
3.75 fl.oz.	1.5 gallons	600 sq.ft.
5.0 fl.oz.	2 gallons	800 sq.ft.
7.5 fl.oz.	3 gallons	1,200 sq.ft.
Equal measures: 2.5 fl.oz. = 5 Tablespoons. 1 cup = 8 fl.oz. = 1/2 pint.		

OR

Measure indicated amount of product and pour into tank. Dilute with water according to the following chart. Adjust the nozzle to deliver coarse spray droplets and treat the area indicated.

Amount of Product to Use, Fluid Ounces	Amount of Water in Sprayer, Gallons	Area To Treat, Square feet
2.5 fl.oz.	1 gallon	400 sq.ft.
5 fl. fl.oz.	2 gallons	800 sq.ft.
7.5 fl.oz.	3 gallons	1,200 sq.ft.
Equal measures: 2.5 fl.oz. = 5 Tablespoons. 1 cup = 8 fl.oz. = 1/2 pint.		

IV. ENTIRE LAWN TREATMENTS WITH THE ORTHO READY-SPRAY® SYSTEM:

HOW TO USE THE READY-SPRAY® SYSTEM

Connect:

1. Shake well before using.
2. Connect sprayer to hose.
3. Turn on water.
4. Extend hose to farthest area of the lawn to be treated

Spray:

1. To begin spraying, point nozzle in the direction you want to spray.
2. Bend small plastic tab back and turn knob clockwise to ON position.
3. Spray evenly over measured area.

Finish:

1. To STOP spraying, rotate the knob counterclockwise to the OFF position.
2. Turn off water.
3. Relieve water pressure by bending plastic tab back and turning knob to ON position until water slows to a drip. Then, turn knob back to OFF position.
4. Disconnect sprayer from hose.

HOW TO USE THE ORTHO® DIAL-N-SPRAY® APPLICATOR WITH DIRECT CONNECT [Applicator Name]

[Prepare Applicator:]

Set dial to [X] fl.oz./Tbsp./tsp.

[Connect:]

1. Remove cap from the concentrate bottle. [Keep cap for storage.]
2. Insert suction tube into bottle opening and twist the Ortho® Dial 'N Spray® applicator [applicator name] onto bottle to attach.
3. Connect hose to the sprayer and turn on water.

[Spray:]

1. Hold sprayer in upright position and apply evenly to area to be treated.
2. Spray only until the surface of the lawn is wet.

[Finish:]

1. After use, untwist to remove the [insert product name] concentrate bottle from the Ortho® Dial 'N Spray® applicator [applicator name].
2. Replace cap on the [insert product name] concentrate bottle.

Refer to the Ortho® Dial 'N Spray applicator [applicator name] booklet for additional information.
Important: To prevent sprayer from clogging, always clean after use as directed.

V. FOR TANK SPRAYER:

- Add 2.5 fl.oz. per gallon of water for each 400 sq.ft.

For broadcast application: Ortho Dial 'N Spray® Applicator

1. Add 16 fl.oz. of concentrate directly into sprayer jar. DO NOT ADD WATER.
2. Set dial to 2.5 oz.
3. Spray evenly over 2,500 sq.ft.
4. Any unused portion should be poured back into its original container.

[Over-application or rates above those recommended on this label can cause turf injury]

VI. FOR ORTHO WEED-B-GON MAX PLUS CRABGRASS CONTROL [KILLER] SINGLES:

[Note to Reviewer: This is referring to a distributor product in a 5 fl.oz. size]

For (Use a) Tank Sprayer:

- Add entire contents (of 1 bottle) (5 oz.) to an empty 2-gallon tank sprayer. Slowly fill with 2 gallons of clean tap water.
- **For Broadcast Application – Ortho® Dial 'N Spray® Applicator**
 1. Set dial to 2.5 oz.
 2. Add entire contents of 1 bottle (5 oz) directly into sprayer jar. DO NOT ADD WATER.
 3. Spray evenly over 800 sq.ft.

[Over-application or rates above those recommended on this label can cause turf injury]

VII. ENTIRE LAWN TREATMENTS WITH THE ORTHO READY-SPRAY® II [2]/APPLICATOR NAME SYSTEM:

HOW TO USE THE READY-SPRAY® II/[READY-SPRAY 2]/[APPLICATOR NAME] SYSTEM

[Optional]

1. [Measure the total [entire] area to be sprayed. For rectangular areas, multiply the length by width to obtain total square feet.
2. See below directions for the ready-to-use hose-end sprayer.
3. Spray evenly over the entire measured area.]

[End of optional section]

Connect:

1. Shake well before using. [optional step]
2. Connect sprayer to hose.
3. Turn on water.
4. Extend hose to farthest area of the measured area to be treated. [optional step]

Spray:

1. To begin spraying, [disengage safety lock and] point nozzle in the direction you want to spray.
2. Slide thumb activation switch forward to ON position.
3. Spray evenly over measured area.

Finish:

1. To STOP spraying, slide thumb activation switch backward to OFF position.
2. Turn off water.
3. Relieve water pressure by sliding thumb switch to ON /WATER/ WATER ONLY position until water slows to a drip. Then, slide switch back to OFF position [and engage safety lock].
4. Disconnect sprayer from hose.

CULTURAL TIPS AND NOTES:		
When to Apply:	For established lawns For newly seeded areas For newly sodded, sprigged, or plugged areas	<ol style="list-style-type: none">1. Apply when daytime temperatures are below 90°F.2. Apply this product to newly seeded grasses when well-established (approximately 6 weeks after seedling emergence) or after the third mowing.3. Apply this product 3 to 4 weeks after the sodding, sprigging, or plugging operations.
Seeding:		<ul style="list-style-type: none">• The treated area can be seeded at 4 weeks after the application of this product.
Irrigation:	Non-stressed turfgrass Stress from high temperatures, drought, insects or diseases.	<ul style="list-style-type: none">• Adequate soil moisture and favorable growing conditions enhance the performance of this product.• Avoid applications of this product when turfgrasses are under stress since injury may result. If dry conditions exist, schedule irrigations (watering) before and after the application. For best results, delay the irrigation until approximately 24 hours after application of this product.
Mowing:		<ul style="list-style-type: none">• Delay mowing 2 days before and until 2 days after the application of this product.

SUBLABEL 2

Concentrate

DIRECTIONS FOR USE

It is a violation of Federal law to use this product in a manner inconsistent with its labeling.

1. Use Restrictions:

- For residential lawn use only.
- Do not apply this product in a way that will contact any person or pet, either directly or through drift. Keep people and pets out of the area during application. Do not allow people or pets to enter the treated area until sprays have dried.
- Use on established lawns. Do not use on Bahiagrass, Bentgrass (colonial and creeping), Carpetgrass, Centipedegrass, Dichondra, Gardens (including vegetables, fruit trees, vines and berries), Ornamental plants (flowers, trees, groundcovers, landscape beds and shrubs), Seashore Paspalum, St. Augustinegrass, and turfgrass species that are not listed on this label.)
- Application to bermudagrass may cause temporary yellowing or discoloration but full recovery can be expected. Do not apply to bermudagrass when daytime temperatures exceed 85° F.
- Do not use clippings from the treated areas as mulch or compost around flowers, ornamentals, trees, or in vegetable gardens.
- Do not apply this product to food crops (gardens, fruits, and vegetables), forage crops, or ornamental plants including flowers, trees, shrubs, hedges, woody ornamentals, groundcovers established in landscape plantings and other nontarget plants.
- Do not spray exposed roots of ornamentals and trees.

SPRAY DRIFT MANAGEMENT

It is the responsibility of the applicator to avoid spray drift at the application site. Do not allow the herbicide solution to mist, drip, drift, or splash onto desirable broadleaf plants, as small amounts of this product can damage sensitive plants near the treated area. If desirable plants are accidentally sprayed, immediately rinsing leaves with water may reduce or eliminate plant damage.

2. How Much To Apply

For Bermudagrass (common and hybrid), Buffalograss, Kentucky Bluegrass, mixtures of cool season grasses containing fine fescues (red, hard and chewings), Ryegrass (perennial and annual), Tall Fescue, and Zoysiagrass

Spot Treatments: Mix 2.5 fl.oz. (5 Tbs) in 1 gallon of water to treat 400 sq.ft.

Entire Lawn Treatments:

- Pump Style Sprayer: Mix 6.4 fl.oz. in 0.5 to 1 gallon of water to treat 1,000 sq.ft.
- Hose-End Sprayer: Apply 6.4 fl.oz. per 1,000 sq.ft.
- [12 volt &] Tow-Behind Sprayers: Mix 6.4 fl.oz. in 0.5 to 1 gallon of water to treat 1,000 sq.ft.

Over-application or rates above those specified on this label can cause turf injury.

3. When To Use

Apply this product when weeds are small and actively growing.

Weed species	Timing	Comments
Crabgrass (large and smooth):	Apply in spring from crabgrass emergence until the crabgrass is 3 to 4 inches in height	Re-treat at the same rate at 21 days later for dense populations or for continued crabgrass emergence.
Foxtail (green, giant and yellow):	Apply in spring and early summer during the early growth stages or when foxtail is 1 to 4 inches in height.	Re-treat at the same rate at 21 days later for dense populations.
Broadleaf signalgrass	Apply in spring and early summer during the early growth stages or during the 3 to 7 leaf stage.	Re-treat at the same rate at 21 days later if needed.
Dandelion, plantain, buttercup, speedwell, knotweed and other listed broadleaf weeds	Apply in spring when broadleaf weeds are small and actively growing.	Apply when broadleaf weeds are young and actively growing with adequate soil moisture.

Henbit, chickweed, white clover, ground ivy, lawn burweed and other listed broadleaf weeds	Apply in fall when broadleaf weeds are young and actively growing	Apply when broadleaf weeds are young and actively growing with adequate soil moisture
The maximum application rate is 6.4 fl.oz. of product per 1,000 sq.ft. per application [1.0 lb 2,4-D acid equivalent per acre per application]. The maximum number of applications is limited to 2 per year with a minimum of 21 days between applications. The maximum seasonal rate is 12.8 fl.oz. of product per 1,000 sq.ft. [2.0 lb 2,4-D acid equivalent per acre]		

4. How To Apply

4.1 Pump Style Sprayers [sprayer icon]

Ideal for spraying individual weeds

1. Add the appropriate amount of water and concentrate to the sprayer tank.
2. Close sprayer, shake well, and pump handle to pressurize.
3. Adjust nozzle to deliver a coarse spray pattern.
4. To broadcast over large areas: apply evenly to treated area
5. To treat individual weeds: spray to wet weed leaf surfaces.
6. Re-pressurize the sprayer as needed to maintain a good spray pattern.

4.2 [12 Volt &] Tow-Behind Boom Sprayers [sprayer icon]

Ideal for treating large country and suburban lawns

1. To calibrate your application equipment consult your equipment owner's manual for speed and pressure settings required to deliver 0.5 to 1 gallon of spray solution to treat 1,000 sq.ft.. For example, at 4 mph a sprayer might deliver 1/2 gallon per 1,000 sq.ft. at 40 psi.
2. To apply evenly, drive at a constant speed that delivers the prescribed amount of spray required for the area to be treated.
3. Mix the appropriate amount of product and water in the sprayer using the following tables as a guide.

Table 1: 12 Volt & Tow-Behind Sprayers: Application Guide (Examples)			
Tank Size	Spray volume	Coverage Area	Concentrate to add to tank
15 gal	0.5 gal/1000 sq.ft.	30,000 sq.ft.	192 fl.oz. (1.5 gal)
	1 gal/1000 sq.ft.	15,000 sq.ft.	96 fl.oz. (0.75 gal)
25 gal	0.5 gal/1000 sq.ft.	50,000 sq.ft.	320 fl.oz. (2.5 gal)
	1 gal/1000 sq.ft.	25,000 sq.ft.	160 fl.oz. (1.25 gal)

For spot treatments with [12 Volt &] Pull Behind Sprayers

See rates under "How Much To Apply," Spot Treatments.

4.3 Dial Style Hose-End Sprayers [sprayer icon]

Ideal for treating medium-sized lawns

1. Fill sprayer with sufficient concentrate to cover the total area to be treated. DO NOT ADD WATER.
2. Close sprayer and set dial to 2.5 oz.
3. Connect sprayer to hose
4. Extend hose to furthest point from faucet. Walking back towards the faucet, begin spraying, avoiding contact with the treated area.
5. Pour any unused product back into this container.

4.4 Concentrate Plus Water Hose-End Sprayers [sprayer icon]

Ideal for treating medium-sized lawns

1. Fill sprayer with sufficient concentrate to cover the total area to be treated. Pour product into sprayer jar to the "Fluid Oz." level desired (See sprayer jar for markings)
2. Add the appropriate amount of water to the "Gallons" level indicated on the side of the sprayer jar.
3. Close sprayer, connect to garden hose, shake well.
4. Extend hose to furthest point from faucet. Walking back towards the faucet, begin spraying, avoiding contact with the treated area.

5. Use Precautions:

- Apply when weeds are young and actively growing.
- Delay mowing 2 days before and until 2 days after the application of this product.
- If the lawn is dry, water 24 hours before using this product.
- Do not water lawn within 24 hours of treatment.
- For new lawns, apply only when grass is well-established (approximately 6 weeks after seedling emergence) or after the third mowing.
- Bare spots may be seeded 3 to 4 weeks after application.
- Spray when air temperatures are cooler than 90°F.
- Avoid applications during the spring transition of the warm season grasses and during periods of extremely high temperatures.
- Application to bermudagrass may cause temporary yellowing or discoloration but full recovery can be expected. Do not apply to bermudagrass when daytime temperatures exceed 85°F.

6. Grass and Broadleaf Weeds Killed

GRASS WEEDS			
Crabgrass, large and smooth	Foxtail, green, yellow and giant	Signalgrass, broadleaf	

BROADLEAF WEEDS			
Annual yellow sweetclover	Cocklebur	Narrowleaf plantain	Spiny cocklebur
Aster	Common mullein	Narrowleaf vetch	Spiny sowthistle
Austrian fieldcress	Creeping Jenny (Creeping Charlie)	Nettle	Spotted catsear
Bedstraw	Cudweed	Orange hawkweed	Spotted spurge
Beggarticks	Curly dock	Oriental cocklebur	Spurweed
Betony, Florida	Daisy, English	Oxalis	Stinging nettle
Bindweed, field	Daisy fleabane	Parsley-piert	Strawberry, India mock
Bird vetch	Daisy, oxeye	Parsnip	Tall nettle
Bitter wintercress	Dandelion	Pearlwort	Tall vervain
Bittercress, hairy		Pennycress	Tansy ragwort

BROADLEAF WEEDS			
Bitterweed	Cockle	Musk thistle	Speedwell
Black-eyed Susan	Dichondra	Mustard	Spiny amaranth
Black medic	Dogbane	Pennywort	Tansy mustard
Black mustard	Dogfennel	Peppergrass	Tanweed
Blackseed plantain	Dollarweed	Pepperweed	Thistle
Blessed thistle	False dandelion	Pigweed	Trailing crownvetch
Bloodflower milkweed	Falseflax	Pineywoods bedstraw	Tumble mustard
Blue lettuce	False sunflower	Plains coreopsis	Tumble pigweed
Blue vervain	Fiddleneck	(tickseed)	Velvetleaf
Bracted plantain	Florida pusley	Plantain	Venice mallow
Brassbuttons	Frenchweed	Poison ivy	Virginia buttonweed
Bristly oxtongue	Galinsoga	Poison oak	Virginia creeper
Broadleaf dock	Goathead	Pokeweed	Virginia pepperweed
Broadleaf plantain	Goldenrod	Poorjoe	Wavyleaf bullthistle
Broomweed	Ground ivy	Prairie sunflower	Western clematis
Buckhorn	Gumweed	Prickly lettuce	Western salsify
Buckhorn plantain	Hairy fleabane	Prickly sida	White mustard
Bulbous buttercup	Hawkweed	Prostrate knotweed	Wild aster
Bull thistle	Healall	Prostrate pigweed	Wild buckwheat
Bullnettle	Heartleaf drymary	Prostrate spurge	Wild carrot
Burclover	Heathaster	Prostrate vervain	Wild four-o'clock
Burdock	Hedge bindweed	Puncturevine	Wild garlic
Burning nettle	Hedge mustard	Purslane, common	Wild geranium
Burweed	Hemp	Ragweed	Wild lettuce
Buttercup	Henbit	Red sorrel	Wild marigold
Buttonweed	Hoary cress	Redroot pigweed	Wild mustard
Canada thistle	Hoary plantain	Redstem filaree	Wild onion
Carolina geranium	Hoary vervain	Rough cinquefoil	Wild parsnip
Carpetweed	Horsenettle	Rough fleabane	Wild radish
Catchweed bedstraw	Jimsonweed	Russian pigweed	Wild rape
Catnip	Knawel	Russian thistle	Wild strawberry
Catsear	Knotweed	Scarlet pimpernel	Wild sweet potato
Chickweed, common	Kochia	Scotch thistle	Wild vetch
Chickweed, mouseear	Lambsquarters	Sheep sorrel	Wild violet
Chicory	Lespedeza	Shepherd's purse	Woodsorrel
Cinquefoil	Mallow	Slender plantain	Woolly croton
Clover, crimson	Matchweed	Smallflower galinsoga	Woolly morningglory
Clover, hop	Mexicanweed	Smooth dock	Woolly plantain
Clover, red	Milk vetch	Smooth pigweed	Wormseed
Clover, strawberry	Morningglory	Sorrel	Yarrow
Clover, sweet	Mouseear hawkweed	Sowthistle	Yellow rocket
Clover, white	Mugwort	Spanishneedles	Yellowflower pepperweed

[Back Panel] [Restatement of information in sections 1 and 2.]

Getting Started

Kills:

Crabgrass, foxtail and most troublesome broadleaf weeds including dandelion, clover, thistle and over XXX other weeds listed.

Where To Use:

On established lawns without harming lawn grasses when used as directed (Do not use on Bahiagrass, Bentgrass (colonial and creeping), Carpetgrass, Centipedegrass, Dichondra, Seashore Paspalum, St. Augustinegrass, and turfgrass species that are not listed on this label.) [See Inside Label for Complete Directions]

Amount To Use:

Bermudagrass, Fescues, Kentucky Bluegrass, Perennial Ryegrass & Zoysiagrass:

Spot Treatments: Mix 2.5 fl.oz. (5 Tbs) in 1 gallon of water to treat 400 sq.ft.

Entire Lawn Treatments:

- Pump Style Sprayer: Mix 6.4 fl.oz. in 0.5 to 1 gallon of water to treat 1,000 sq.ft.
- Hose-End Sprayer: Apply 6.4 fl.oz. per 1,000 sq.ft. [See Inside Label for Sprayer Settings]
- [12 volt &] Tow-Behind Sprayers: Mix 6.4 fl.oz. in 0.5 to 1 gallon of water to treat 1,000 sq.ft.

Coverage:

This [size] bottle treats XXXX sq.ft.

Telephone Icon

Computer Icon

For questions or comments call toll-free 1-800-821-7925 Mon.-Fri. 8:00 a.m. – 4:30 p.m. CST or visit [our website at] www.pbigordon.com [GordonsUSA.com]

SUBLABEL 3

Ready Spray

DIRECTIONS FOR USE

It is a violation of Federal law to use this product in a manner inconsistent with its labeling.

1. Use Restrictions:

- For residential lawn use only.
- Do not apply this product in a way that will contact any person or pet, either directly or through drift. Keep people and pets out of the area during application. Do not allow people or pets to enter the treated area until sprays have dried.
- Use on established lawns. Do not use on Bahiagrass, Bentgrass (colonial and creeping), Carpetgrass, Centipedegrass, Dichondra, Gardens (including vegetables, fruit trees, vines and berries), Ornamental plants (flowers, trees, groundcovers, landscape beds and shrubs), Seashore Paspalum, St. Augustinegrass, and turfgrass species that are not listed on this label.)
- Do not use clippings from the treated areas as mulch or compost around flowers, ornamentals, trees, or in vegetable gardens.
- Do not apply this product to food crops (gardens, fruits, and vegetables), forage crops, or ornamental plants including flowers, trees, shrubs, hedges, woody ornamentals, groundcovers established in landscape plantings and other nontarget plants.
- Do not spray exposed roots of ornamentals and trees.

SPRAY DRIFT MANAGEMENT

It is the responsibility of the applicator to avoid spray drift at the application site. Do not allow the herbicide solution to mist, drip, drift, or splash onto desirable broadleaf plants, as small amounts of this product can damage sensitive plants near the treated area. If desirable plants are accidentally sprayed, immediately rinsing leaves with water may reduce or eliminate plant damage.

2. How Much To Apply

For Bermudagrass (common and hybrid), Buffalograss, Kentucky Bluegrass, mixtures of cool season grasses containing fine fescues (red, hard and chewings), Ryegrass (perennial and annual), Tall Fescue, and Zoysiagrass

Entire Lawn Treatments: This container covers XXX sq.ft. Measure the size of your yard. If the area to be treated is larger than XXX sq.ft., you may need to buy more containers.

Over-application or rates above those specified on this label can cause turf injury.

3. When To Use

Apply this product when weeds are small and actively growing.

Weed species	Timing	Comments
Crabgrass (large and smooth):	Apply in spring from crabgrass emergence until the crabgrass is 3 to 4 inches in height	Re-treat at the same rate at 21 days later for dense populations or for continued crabgrass emergence.
Foxtail (green, giant and yellow):	Apply in spring and early summer during the early growth stages or when foxtail is 1 to 4 inches in height.	Re-treat at the same rate at 21 days later for dense populations.
Broadleaf signalgrass	Apply in spring and early summer during the early growth stages or during the 3 to 7 leaf stage.	Re-treat at the same rate at 21 days later if needed.

Weed species	Timing	Comments
Dandelion, plantain, buttercup, speedwell, knotweed and other listed broadleaf weeds	Apply in spring when broadleaf weeds are small and actively growing.	Apply when broadleaf weeds are young and actively growing with adequate soil moisture.
Henbit, chickweed, white clover, ground ivy, lawn burweed and other listed broadleaf weeds	Apply in fall when broadleaf weeds are young and actively growing	Apply when broadleaf weeds are young and actively growing with adequate soil moisture
The maximum application rate is 6.4 fl.oz. of product per 1,000 sq.ft. per application [1.0 lb 2,4-D acid equivalent per acre per application]. The maximum number of applications is limited to 2 per year with a minimum of 21 days between applications. The maximum seasonal rate is 12.8 fl.oz. of product per 1,000 sq.ft. [2.0 lb 2,4-D acid equivalent per acre]		

4. How To Apply

1. Connect your garden hose to the hose-end sprayer. With your thumb, snap off the safety locking tab that prevents accidental discharge of spray solution. Leave control valve in the OFF position.
2. To BEGIN spraying: Turn on water at faucet. Extend hose to the furthest point from the faucet. Point nozzle toward the lawn to be treated and turn the control valve to the ON position. Water will automatically mix with the product. Walk backwards as you apply in order to avoid contact with the treated area. For best results, spray evenly over the measured area.
3. To STOP spraying: Turn control valve to the OFF position. Turn off water at faucet. To relieve pressure, turn control valve to ON position and wait until water stops spraying before removing sprayer from hose.

5. Use Precautions:

- Apply when weeds are young and actively growing.
- Delay mowing 2 days before and until 2 days after the application of this product.
- If the lawn is dry, water 24 hours before using this product.
- Do not water lawn within 24 hours of treatment.
- Certain hard-to-kill weeds may need to be spot treated in 21 days.
- For new lawns, apply only when grass has reached a height of at least 2 inches.
- Bare spots may be seeded 3 to 4 weeks after application.
- Spray when air temperatures are cooler than 90°F.
- Avoid applications during the spring transition of the warm season grasses and during periods of extremely high temperatures.
- Application to bermudagrass may cause temporary yellowing or discoloration but full recovery can be expected. Do not apply to bermudagrass when daytime temperatures exceed 85°F.

6. Grass and Broadleaf Weeds Killed

GRASS WEEDS			
Crabgrass, large and smooth	Foxtail, green, yellow and giant	Signalgrass, broadleaf	

BROADLEAF WEEDS			
Annual yellow sweetclover	Cockle	Musk thistle	Speedwell
Aster	Cocklebur	Mustard	Spiny amaranth
Austrian fieldcress	Common mullein	Narrowleaf plantain	Spiny cocklebur
Bedstraw	Creeping Jenny (Creeping Charlie)	Narrowleaf vetch	Spiny sowthistle
Beggarticks	Cudweed	Nettle	Spotted catsear
Betony, Florida	Curly dock	Orange hawkweed	Spotted spurge
Bindweed, field	Daisy, English	Oriental cocklebur	Spurweed
Bird vetch	Daisy fleabane	Oxalis	Stinging nettle
Bitter wintercress		Parsley-piert	Strawberry, India mock

BROADLEAF WEEDS			
Bittercress, hairy	Daisy, oxeye	Parsnip	Tall nettle
Bitterweed	Dandelion	Pearlwort	Tall vervain
Black-eyed Susan	Dichondra	Pennycress	Tansy ragwort
Black medic	Dogbane	Pennywort	Tansy mustard
Black mustard	Dogfennel	Peppergrass	Tanweed
Blackseed plantain	Dollarweed	Pepperweed	Thistle
Blessed thistle	False dandelion	Pigweed	Trailing crownvetch
Bloodflower milkweed	Falseflax	Pineywoods bedstraw	Tumble mustard
Blue lettuce	False sunflower	Plains coreopsis	Tumble pigweed
Blue vervain	Fiddleneck	(tickseed)	Velvetleaf
Bracted plantain	Florida pusley	Plantain	Venice mallow
Brassbuttons	Frenchweed	Poison ivy	Virginia buttonweed
Bristly oxtongue	Galinsoga	Poison oak	Virginia creeper
Broadleaf dock	Goathead	Pokeweed	Virginia pepperweed
Broadleaf plantain	Goldenrod	Poorjoe	Wavyleaf bullthistle
Broomweed	Ground ivy	Prairie sunflower	Western clematis
Buckhorn	Gumweed	Prickly lettuce	Western salsify
Buckhorn plantain	Hairy fleabane	Prickly sida	White mustard
Bulbous buttercup	Hawkweed	Prostrate knotweed	Wild aster
Bull thistle	Healall	Prostrate pigweed	Wild buckwheat
Bullnettle	Heartleaf drymary	Prostrate spurge	Wild carrot
Burclover	Heathaster	Prostrate vervain	Wild four-o'clock
Burdock	Hedge bindweed	Puncturevine	Wild garlic
Burning nettle	Hedge mustard	Purslane, common	Wild geranium
Burweed	Hemp	Ragweed	Wild lettuce
Buttercup	Henbit	Red sorrel	Wild marigold
Buttonweed	Hoary cress	Redroot pigweed	Wild mustard
Canada thistle	Hoary plantain	Redstem filaree	Wild onion
Carolina geranium	Hoary vervain	Rough cinquefoil	Wild parsnip
Carpetweed	Horsenettle	Rough fleabane	Wild radish
Catchweed bedstraw	Jimsonweed	Russian pigweed	Wild rape
Catnip	Knawel	Russian thistle	Wild strawberry
Catsear	Knotweed	Scarlet pimpernel	Wild sweet potato
Chickweed, common	Kochia	Scotch thistle	Wild vetch
Chickweed, mouseear	Lambsquarters	Sheep sorrel	Wild violet
Chicory	Lespedeza	Shepherd's purse	Woodsorrel
Cinquefoil	Mallow	Slender plantain	Woolly croton
Clover, crimson	Matchweed	Smallflower galinsoga	Woolly morningglory
Clover, hop	Mexicanweed	Smooth dock	Woolly plantain
Clover, red	Milk vetch	Smooth pigweed	Wormseed
Clover, strawberry	Morningglory	Sorrel	Yarrow
Clover, sweet	Mouseear hawkweed	Sowthistle	Yellow rocket
Clover, white	Mugwort	Spanishneedles	Yellowflower pepperweed

[Back Panel] [Restatement of information in sections 1 and 2.]

Getting Started

Kills:

Crabgrass, foxtail and most troublesome broadleaf weeds including dandelion, clover, thistle and over XXX other weeds listed.

Where To Use:

On established lawns without harming lawn grasses when used as directed (Do not use on Bahiagrass, Bentgrass (colonial and creeping), Carpetgrass, Centipedegrass, Dichondra, Seashore Paspalum, St. Augustinegrass, and turfgrass species that are not listed on this label.) [See Inside Label for Complete Directions]

Amount To Use:

Bermudagrass, Fescues, Kentucky Bluegrass, Perennial Ryegrass & Zoysiagrass:

Entire Lawn Treatments: This container covers XXX sq.ft.

Coverage:

This [size] bottle treats XXXX sq.ft.

Telephone Icon

Computer Icon

For questions or comments call toll-free 1-800-821-7925 Mon.-Fri. 8:00 a.m. – 4:30 p.m. CST or visit [our website at] www.pbigordon.com [GordonsUSA.com]

SUBLABEL 4

Alternate to Traditional Layout

DIRECTIONS FOR USE

It is a violation of Federal law to use this product in a manner inconsistent with its labeling. READ ENTIRE LABEL BEFORE USE.

SHAKE WELL BEFORE USING

USE RESTRICTIONS:

- For residential lawn use only.
- Do not apply this product in a way that will contact any person or pet, either directly or through drift. Keep people and pets out of the area during application.
- [Reentry Icon] Do not allow people or pets to enter the treated area until sprays have dried.
- Do not use on Bahiagrass, Bentgrass (colonial and creeping), Carpetgrass, Centipedegrass, Dichondra, Gardens (including vegetables, fruit trees, vines and berries), Ornamental plants (flowers, trees, groundcovers, landscape beds and shrubs), Seashore Paspalum, St. Augustinegrass, and turfgrass species that are not listed on this label.)
- Do not use clippings from the treated areas as mulch or compost around flowers, ornamentals, trees, or in vegetable gardens.
- Do not spray exposed roots of ornamentals and trees.

SPRAY DRIFT MANAGEMENT

It is the responsibility of the applicator to avoid spray drift at the application site. Do not allow the herbicide solution to mist, drip, drift, or splash onto desirable broadleaf plants, as small amounts of this product can damage sensitive plants near the treated area. If desirable plants are accidentally sprayed, immediately rinsing leaves with water may reduce or eliminate plant damage.

USE PRECAUTIONS:

- Apply when weeds are young and actively growing.
- Delay mowing 2 days before and until 2 days after the application of this product.
- If the lawn is dry, water 24 hours before using this product.
- Do not water lawn within 24 hours of treatment.
- Certain hard-to-kill weeds may need to be spot treated in 21 days.
- For new lawns, apply only when grass has reached a height of at least 2 inches.
- Bare spots may be seeded 4 weeks after application.
- Spray when air temperatures are cooler than 90°F.
- Avoid applications during the spring transition of the warm season grasses and during periods of extremely high temperatures.
- Avoid applications to bermudagrass when daytime temperatures exceed 85°F.
- Application to bermudagrass may cause temporary yellowing or discoloration but full recovery can be expected.
- Use on established lawns.

HOW IT WORKS/PRODUCT INFORMATION:

EH-1437 Herbicide/Product Name contains three proven weed killers that target lawn weeds and crabgrass. This herbicide enters the lawn weeds through their leaves and moves throughout the plant to provide control. And lawns listed on this label will not be harmed when used as directed.

WHERE TO USE:

EH-1437 Herbicide/Product Name/This product can be applied to residential lawns with the following turfgrass types:

Lawns To Be Treated:	
Cool Season Turfgrass (Northern Lawns)	Warm Season Turfgrass (Southern Lawns)
Kentucky bluegrass Ryegrass, perennial and annual Tall fescue Fine fescues	Bermudagrass ¹ , common and hybrid Zoysiagrass Buffalograss
¹ Application to bermudagrass may cause temporary yellowing or discoloration but full recovery can be expected. Do not apply to bermudagrass when daytime temperatures exceed 85° F.	

DO NOT apply EH-1437 Herbicide to the following:
Bahiagrass Bentgrass Carpetgrass Centipedegrass Dichondra Gardens including vegetables, fruit trees, vines and berries Ornamental plants (flowers, trees, groundcovers, landscape beds and shrubs) Seashore paspalum St. Augustinegrass Turfgrass species that are not listed on this label.

HOW MUCH TO USE:

Use 2.5 fl.oz. per gallon of water for every 400 sq.ft.

Limitations: The maximum application rate is 6.4 fl.oz. of product per 1,000 sq.ft. per application [1.0 lb 2,4-D acid equivalent per acre per application]. Do not apply more than 2 applications per year. The second application may be made no sooner than 21 days after the first application. The maximum seasonal rate is 12.8 fl.oz. of product per 1,000 sq.ft. [2.0 lb 2,4-D acid equivalent per acre].

WHEN TO USE:

Apply this product when weeds are small and actively growing in the spring or fall.

Crabgrass (large & smooth) – Apply in the spring before crabgrass is 4 inches tall or when crabgrass is first noticeable in the lawn. Make a second application after 3 weeks for dense weed populations.

GRASS AND BROADLEAF WEEDS CONTROLLED [KILLS WEEDS INCLUDING:]

[Some or all of the following weeds will appear on the product label]

GRASS WEEDS			
Crabgrass, large and smooth	Foxtail, green, yellow and giant	Signalgrass, broadleaf	

BROADLEAF WEEDS			
Annual yellow sweetclover	Cocklebur	Narrowleaf plantain	Spiny cocklebur
Aster	Common mullein	Narrowleaf vetch	Spiny sowthistle
Austrian fieldcress	Creeping Jenny (Creeping Charlie)	Nettle	Spotted catsear
Bedstraw	Cudweed	Orange hawkweed	Spotted spurge
Beggarticks	Curly dock	Oriental cocklebur	Spurweed
Betony, Florida	Daisy, English	Oxalis	Stinging nettle
Bindweed, field	Daisy fleabane	Parsley-piert	Strawberry, India mock
Bird vetch	Daisy, oxeye	Parsnip	Tall nettle
Bitter wintercress	Dandelion	Pearlwort	Tall vervain
Bittercress, hairy	Dichondra	Pennycress	Tansy ragwort
Bitterweed		Pennywort	Tansy mustard

BROADLEAF WEEDS			
Black-eyed Susan	Dogbane	Peppergrass	Tanweed
Black medic	Dogfennel	Pepperweed	Thistle
Black mustard	Dollarweed	Pigweed	Trailing crownvetch
Blackseed plantain	False dandelion	Pineywoods bedstraw	Tumble mustard
Blessed thistle	Falseflax	Plains coreopsis (tickseed)	Tumble pigweed
Bloodflower milkweed	False sunflower	Plantain	Velvetleaf
Blue lettuce	Fiddleneck	Poison ivy	Venice mallow
Blue vervain	Florida pusley	Poison oak	Virginia buttonweed
Bracted plantain	Frenchweed	Pokeweed	Virginia creeper
Brassbuttons	Galinsoga	Poorjoe	Virginia pepperweed
Bristly oxtongue	Goathead	Prairie sunflower	Wavyleaf bullthistle
Broadleaf dock	Goldenrod	Prickly lettuce	Western clematis
Broadleaf plantain	Ground ivy	Prickly sida	Western salsify
Broomweed	Gumweed	Prostrate knotweed	White mustard
Buckhorn	Hairy fleabane	Prostrate pigweed	Wild aster
Buckhorn plantain	Hawkweed	Prostrate spurge	Wild buckwheat
Bulbous buttercup	Healall	Prostrate vervain	Wild carrot
Bull thistle	Heartleaf drymary	Puncturevine	Wild four-o'clock
Bullnettle	Heathaster	Purslane, common	Wild garlic
Burclover	Hedge bindweed	Ragweed	Wild geranium
Burdock	Hedge mustard	Red sorrel	Wild lettuce
Burning nettle	Hemp	Redroot pigweed	Wild marigold
Burweed	Henbit	Redstem filaree	Wild mustard
Buttercup	Hoary cress	Rough cinquefoil	Wild onion
Buttonweed	Hoary plantain	Rough fleabane	Wild parsnip
Canada thistle	Hoary vervain	Russian pigweed	Wild radish
Carolina geranium	Horsenettle	Russian thistle	Wild rape
Carpetweed	Jimsonweed	Scarlet pimpernel	Wild strawberry
Catchweed bedstraw	Knawel	Scotch thistle	Wild sweet potato
Catnip	Knotweed	Sheep sorrel	Wild vetch
Catsear	Kochia	Shepherd's purse	Wild violet
Chickweed, common	Lambsquarters	Slender plantain	Woodsorrel
Chickweed, mouseear	Lespedeza	Smallflower galinsoga	Woolly croton
Chicory	Mallow	Smooth dock	Woolly morningglory
Cinquefoil	Matchweed	Smooth pigweed	Woolly plantain
Clover, crimson	Mexicanweed	Sorrel	Wormseed
Clover, hop	Milk vetch	Sowthistle	Yarrow
Clover, red	Morningglory	Spanishneedles	Yellow rocket
Clover, strawberry	Mouseear hawkweed	Speedwell	Yellowflower pepperweed
Clover, sweet	Mugwort	Spiny amaranth	
Clover, white	Musk thistle		
Cockle	Mustard		

[Directions For Use Options Based On Applicator]

[Option 1: Dial 'N Spray/Dial 'N Spray with Direct Connect]

[Applicator] [Device] [Applicator Name] Directions/Instructions

HOW TO USE:

Set:

- Turn dial to 2.5 oz. [For Northern/Southern Lawns]

Fill:

- Pour desired amount of concentrate into sprayer jar.
- Turn sprayer nozzle to preferred spray.
- Do NOT add water.

Spray:

- Connect [garden] hose to sprayer.
- Turn on water.
- Press and hold trigger for continuous spray. Apply evenly.

Finish:

- Pour unused concentrate back into its original container.
- To clean: refer to the Ortho® Dial N Spray® cleaning instructions.

AND/OR

[Applicator] [Device] [Applicator Name] Directions/Instructions

HOW TO USE:

Set: [Applicator Name]

1. Turn dial to 2.5 oz.

Connect:

1. Remove jar from [Ortho® Dial 'N Spray®] [applicator name] [applicator/sprayer].
2. Remove cap from the concentrate bottle. [Keep cap for storage.]
3. Twist [screw] the [Ortho® Dial 'N Spray®] [applicator name] [applicator/sprayer] onto concentrate bottle to attach.
4. Connect [garden] hose to the sprayer and turn on water.

Spray:

1. Press and hold trigger for continuous spray. Apply evenly.
2. Spray only until the surface [of the lawn] is wet.

Finish:

1. Untwist [unscrew] the [product name] concentrate bottle from the [Ortho® Dial 'N Spray®] [applicator name] [applicator/sprayer].
2. Replace cap on the [product name] concentrate bottle.
3. To clean: Refer to the Ortho® Dial 'N Spray® cleaning instructions.

Refer to the Ortho® Dial 'N Spray instructions for additional information.

Important: Over-application or rates above those recommended on this label can cause grass [turf/lawn] injury. To prevent sprayer from clogging, always clean after use, as directed.

[Option 2: Tank Sprayer]

[Applicator] [Device] [Applicator Name] Directions/Instructions

HOW TO USE:

Add 2.5 fl.oz. per gallon of water for every 400 sq.ft.

Important:

Over-application or rates above those recommended on this label can cause grass [turf/lawn] injury.

[Option 3: Ortho® Ready-Spray® II System]

[Applicator] [Device] [Applicator Name] Directions/Instructions

HOW TO USE:

Connect:

1. Connect sprayer to [garden] hose.
 2. Turn on water.
- [User Tip: Start at the farthest point in your yard and work back.]

Spray:

1. To BEGIN spraying, slide/rotate [color] switch to "ON".

2. Spray only until the surface of the lawn is wet. Spray evenly.

Finish:

1. To STOP spraying, slide/rotate [color] switch to "OFF".
2. Turn off water.
3. Relieve water pressure by sliding/rotating [color] switch to "WATER/ON".
4. After water slows to a drip, slide/rotate [color] switch back to "OFF".
5. Disconnect sprayer from [garden] hose.

[Refill Directions]

[Optional Mixing Instructions – For Refill Bottles]

[Note to PM: The following instructions are intended for 6 fl.oz. [8 fl.oz.] bottles that can be used to make 1 gal [1.33 gal] in either EH-1449 Herbicide ready-to-use containers or tank sprayers for spot treatment or can be used according to dilution rates for broadcast applications]

[Instructions] For refill of 1 gallon [1.33 gallon] jug:

[1 bottle] [6 fl.oz.] [8 fl.oz.] [equals] [=] [makes] [1 gallon] [1.33 gallons]

AMOUNT TO USE: For broadcast application.

- Add entire contents 6 fl.oz. [8 fl.oz.] to a 1 gallon [1.33 gallon] EH-1449 Herbicide [product name] [EPA Reg. No. 2217-991] container or an empty tank sprayer only.
- Slowly fill [with] [to the fill line indicator] 128 fl.oz. for 1 gallon [170 fl.oz. for 1.33 gallon] of [clean] tap water.

[Note to PM: 6 fl.oz. [8 fl.oz.] bottle, may use optional mixing instructions for broadcast]

USE TIPS:		
When to Apply:	For established lawns	Apply when daytime temperatures are below 90°F.
	For newly seeded areas	Apply this product to newly seeded grasses when well-established (approximately 6 weeks after seedling emergence) or after the third mowing.
	For newly sodded, sprigged, or plugged areas	Apply this product 3 to 4 weeks after the sodding, sprigging, or plugging operations.
Seeding:		The treated area can be seeded at 4 weeks after the application of this product.
Irrigation:	Non-stressed turfgrass	Adequate soil moisture and favorable growing conditions enhance the performance of this product.
	Stress from high temperatures, drought, insects or diseases.	Avoid applications of this product when turfgrasses are under stress since injury may result. If dry conditions exist, schedule irrigations (watering) before and after the application. For best results, delay the irrigation until approximately 24 hours after application of this product.
Mowing:		Delay mowing 2 days before and until 2 days after the application of this product.

APPENDIX

1. Statements which may appear on different label components depending on packaging configuration.

- See next panel for additional Precautionary Statements and First Aid
- Net Contents: _____
- EPA Est. No. _____

2. Advertising claims that may be presented on the retail containers of supplemental registrants.

Efficacy Claims

- Controls crabgrass, dandelion, chickweed, knotweed, henbit, plantain, clover, spurge and many other broadleaf lawn weeds including those shown on the side panel.
- Kills Crabgrass and over XXX Listed Weeds in Country & Suburban Lawns* *See inside booklet for a complete list of weeds controlled
- Kills [controls] [Crabgrass,] [Dandelion,] [Clover,] and other common [lawn weeds] [weeds found in your lawn] (See inside booklet for a complete list of weeds controlled)
- Controls crabgrass and broadleaf weeds in lawns (See inside booklet for a complete list of weeds controlled)
- Kill crabgrass & [any listed weed(s)] too!
- Kills Crabgrass [plus [over XXX] Broadleaf Weeds] (See inside booklet for a complete list of weeds controlled)
- Kills both Crabgrass & Broadleaf weeds (See inside booklet for a complete list of weeds controlled)
- Kills lawn weeds plus crabgrass. (See inside booklet for a complete list of weeds controlled)
- Kills [Controls] 200+ broadleaf weeds. (See inside booklet for a complete list of weeds controlled)
- Controls (Number) weeds! (See inside booklet for a complete list of weeds controlled)
- **CONTROLS**
 - **SENSITIVE WEEDS:** Crabgrass, Bedstraw, Black Medic, Buckhorn, Chickweed, Clover, Dandelion, Knotweed, Lambsquarters, Peppergrass, Plantain, Purslane, Ragweed and Wild Lettuce.
 - **HARD-TO-KILL WEEDS:** Chicory, Creeping Charlie, Creeping Jenny, Dock, Ground Ivy, Heal-All, Lespedeza, Mallow, Morningglory, Oxalis, Pigweed, Poison Ivy, Poison Oak, Sheep Sorrel, Speedwell, Spurge, Wild Carrot, Wild Onion, Yarrow and other broadleaf weeds. (See inside booklet for a complete list of weeds controlled)
- Kills [Lawn] Weeds [plus] [including] Crabgrass in One [Easy] Step (See inside booklet for a complete list of weeds controlled)
- Kills Over 200 Lawn Weeds Plus Crabgrass in One Easy Step (See inside booklet for a complete list of weeds controlled)
- Kills [Controls] Listed Weeds (See inside booklet for a complete list of weeds controlled)
- Kills Hard-to-Control Weeds (See inside booklet for a complete list of weeds controlled)
- Kills [Controls] Both Broadleaf and Grass Weeds [in lawns] (See inside booklet for a complete list of weeds controlled)
- [Also] Kills [Dandelion], [Crabgrass], [Clover], plus XXX Other [Listed] Weeds [As Listed] (See inside booklet for a complete list of weeds controlled)
- **Post-emergent: kills existing [listed] weeds**
- Three-in-One Product that Kills Crabgrass & Broadleaf Weeds (See inside booklet for a complete list of weeds controlled)
- Effectively Kills Both Broadleaf and Certain Weed Grasses (See inside booklet for a complete list of weeds controlled)
- This product kills Crabgrass PLUS broadleaf weeds. The formula goes beyond crabgrass and foxtail to kill over XXX other broadleaf weeds listed in country and suburban lawns. (See inside booklet for a complete list of weeds controlled)
- Lawn Weed & Crabgrass Killer (See inside booklet for a complete list of weeds controlled)

- Kills Dandelions, Clover, and Other Broadleaf Weeds! Plus Kills Crabgrass and Other grass Weeds! (See inside booklet for a complete list of weeds controlled)
- Kills the Toughest Weeds in these Lawns (any lawn listed on label) (See inside booklet for a complete list of weeds controlled)
- Kills Over 200 Lawn Weeds plus [including] Crabgrass [in one easy step]. (See inside booklet for a complete list of weeds controlled)
- Kills Major [Lawn] Broadleaf Weeds (See inside booklet for a complete list of weeds controlled)
- Kills the weeds not the lawn when used as directed
- Kill [control] the most common weeds in your lawn [grass] (See inside booklet for a complete list of weeds controlled)
- Kills [controls] [hard-to-control] [tough] weeds (See inside booklet for a complete list of weeds controlled)
- Gentle on lawns [grass], tough on weeds!
- Tough weed killer
- Kills [controls] all types of [lawn] weeds** [in your grass] ** (See inside booklet for a complete list of weeds controlled)
- Controls [Kills] even the tough weeds...roots and all!
- Kills the root.
- Kills Even Tough Weeds Down to the root
- Kills Crabgrass and Broadleaf weeds...-Down to the root
- Gets to the root [of your weed problem]
- Kills [lawn] weeds [down] to the root[s]
- Kills to the root
- Kills [controls] XX types of weeds [- broadleaf or grass weeds] (See inside booklet for a complete list of weeds controlled)
- Kill[s] [controls] [over] [up to] [XXX+] [lawn] [types of] weeds (See inside booklet for a complete list of weeds controlled)
- Won't harm lawn grass when used according to label directions.
- Won't harm [lawn] grass when used as directed.
- Won't harm lawns* *When used as directed
- Kills Weeds, Not Lawns(TM)* *when used as directed
- [Even] kills [controls] poison ivy and poison oak
- [Only] targets the weeds, leaving your lawn [grass] unharmed when used as directed
- Targets weeds invading your lawn [grass]
- [Visible] [See] results in X hours
- Kills by contact
- Starts working on contact
- Say goodbye to weeds
- Get ready to say "peace out" to weeds.
- Results [works] with 1 [one] application
- Simple [and easy] steps to a weed free [lawn] [yard]
- One [1] [easy] solution for [your] total weed control needs
- One [1] [easy] solution for crabgrass, dandelions and clover

Efficacy Claims [Supplemental Distributor A]

- Season long [weed] control* [*as listed/ for dandelion and/& clover]
- [Up to] 3 month [weed] control* [*as listed/ dandelion and clover]
- Kills/clears out/takes out/stops/controls/eliminates weeds/Dandelion(s) [and/& Clover(s)] [for up to [3 months/ a season/12 weeks/90 days], [guaranteed [*]]
- Clear[s] out weeds* [for up to [3 months/ a season/12 weeks/90days], [guaranteed[*]] (*dandelion and clover)]
- Control[s] weeds* [for up to [3 months/ a season/ all season long/12 weeks/90 days], [guaranteed[*]] (* dandelion and clover)]

- Stop[s] weeds* [for up to [3 months/ a season/ all season long/12 weeks/90 days], [guaranteed[*]] (*dandelion and clover)]
- Kill weeds* [for up to [3 months /a season/ all season long/12 weeks/90 days], [guaranteed[*]] (*dandelion and clover)]
- Take[s] out weeds* [for up to [3 months/ all season long/ a season/12 weeks/90 days], [guaranteed[*]] (*dandelion and clover)]
- Eliminate(s) weeds* [for up to [3 months /a season/ all season long/12 weeks/90 days], [guaranteed[*]] (*dandelion and clover)]
- Apply once and you are/you're done [with dandelions and clover][for up to][3 months/ a season/ all season long/12 weeks/90 days], [guaranteed[*]]
- One step weed control [for dandelion and clover] [for up to] [3 months/12 weeks/90 days]
- Use it now and you won't see weeds* [for up to] [3 months/ all season long/12 weeks/90 days], [guaranteed[*]] (*dandelion and clover)
- Live dandelion-free [for up to] [3 months/ all season long/12 weeks/90 days], [guaranteed[*]] (*dandelion and clover)
- Stops dandelions [for up to] [3 months/ all season long/12 weeks/90 days], [guaranteed[*]] (*dandelion and clover)
- Stops clover [for up to] [3 months/ all season long/12 weeks/90 days], [guaranteed[*]] (*dandelion and clover)
- Three/3 month [lawn] [weed*] control in one [little/Xoz] pouch[!] (*dandelion and clover)

Formula Claims

- Keep from freezing.
- Water based.
- Mixes with Water - Concentrate
- Proprietary Formula that Kills Both Crabgrass and Broadleaf Weeds
- 2-in-1
- All-in-One [complete] [total] [2-in-1] weed control [for lawns]
- All in One Weed Solution
- Colorless formula
- Non-staining
- Stain-free [formula]

Characteristics

- XX covers up to XXXX square feet.
- Makes more than XX Gallons! *When mixed 6.4 fl. Oz of product with 1 gallon of water
- One quart covers up to 5,000 square feet.
- One [1] [bottle size] covers up to XXXX square feet
- 1 quart treats [up to] 5,000 sq.ft.
- Covers [treats up to] [XXXX] sq.ft.
- [XX] [Pint, Quart, etc] Treats Up To [YYYY] Sq.Ft. *When mixed 6.4 fl. Oz of product with 1 gallon of water
- Bonus Size
- 25% More Free!
- Easily covers large areas
- Economical – use to cover large areas
- [Great] [Ideal] for broadcast treatment [application]
- Great value [- use to cover small or large areas]
- Designed for use on Southern lawns [warm season grasses/list approved grass types here]
- Treats many Northern & Southern grass types
- For use on [many Northern & Southern] grasses [lawns] including XXX
- XX% more than X gallon size
- The value of XX [size RTU] in one concentrate

Weather & Speed

- Starts working [overnight] [immediately]
- Rainfast in 1 Hour
- [Rainproof] [rainfast] in [1] [X] Hour[s]
- [See] results in hours
- Overnight results
- Fast-acting [formula]

Applicator Claims

- [Easy] [Ergonomic] Comfort Grip [Design] [Handle]
- Ergonomic [design]
- Easy grip [control]
- Easy [to use]
- Simple to use
- Convenient [Simple] [Design]
- Simple [and easy] [to use]
- [Simply] attach to [garden] hose and spray [go]
- Gentle shower [applicator] [spray pattern]
- Hand doesn't get wet
- Hand stays dry
- Hands stay dry
- No messy clean-up
- No concentrate contact with Ortho® Dial 'N Spray®
- Includes water [only] setting [option]
- Instant/Easy [One-handed] on/off applicator/switch/action
- One-handed operation [use] [spraying]
- Ready-Spray®/Ready-to-Spray/Applicator Name
- Ready-Spray
- Direct connect to the Ortho® Dial 'N Spray®
- Direct connect to Ortho® Dial 'N Spray® means no more measuring
- No more measuring concentrates with Ortho® Dial 'N Spray®
- [Requires] no measuring, [no mixing]
- No measuring! Attaches directly to [the] Ortho® Dial 'N Spray®
- With a quick twist, attach directly to the Ortho® Dial 'N Spray®
- Simple, direct connect capability with Ortho® Dial 'N Spray®
- Exact measurement and improved efficacy with Ortho® Dial 'N Spray®
- No measure, direct connect capability with Ortho® Dial 'N Spray®
- No over/under application with Ortho® Dial 'N Spray®
- No over/under application, direct connect capability with Ortho® Dial 'N Spray®
- Quick[ly] [and easily] to attach to Ortho® Dial 'N Spray®
- Direct[ly] [Easily] connects to [the] Ortho® Dial 'N Spray®
- No mixing required
- Just connect to garden hose & spray
- [Quick and] Easy [and simple] to use
- [The] Easy way to spray
- Easy [Simple] to attach [to] [garden] hose]
- One step prep
- [Applicator name]
- XX [oz] Dial N Spray setting
- Save[s] time [and energy]
- Mess free cap [top] [lid] [cup]
- Measure with ease

- Easy-Measure [Cap] [Top] [Lid] [Cup]
- Drain-Back [Cap] [Top] [Lid] [Cup]
- Quick, convenient, and mess free
- [reusable] [drain-back/measuring] cap
- Quickly [and easily] attaches [connects] to Ortho® Dial N Spray®

Other

- * when used as directed
- Local Solutions for Local Problems
- For more Lawn and Garden Products Visit [www. GordonsUSA.com]
- Open Resealable Label for Directions & Precautions (Press to Reseal)
- Ortho Weed-B-Gon MAX Concentrate Plus Crabgrass Control [Killer]
- For [Use on] Lawns
- For home lawn care
- For Home Use [Only]
- Weed control for your lawn
- Weed control made easy
- For outdoor use
- Easy to mix
- Proven performance
- Systemic [Herbicide] [Activity]
- Be in control of weeds in your yard
- For a beautiful [weed-free] lawn
- From the lawn care experts at Scotts
- From the pest experts at Ortho
- Help[s] [keep[s]] the lawn look[ing] beautiful
- Lawn friendly [weed control]* *when used as directed
- Guaranteed [Results] *
- Guaranteed not to harm the lawn when used as directed
- Ortho guarantee
- NOTICE: To the extent consistent with applicable law, Buyer assumes all risks of use, storage, or handling of this product not in accordance with [label] directions
- ORTHO & Your Environment - Your yard is a place for your family and pets to enjoy. That's why ORTHO products are designed with care to provide effective solutions to weed problems. [For best results] please follow instructions for appropriate usage, storage and disposal.
- Won't harm [the] lawn, guaranteed* *when used as directed
- How it works: The [insert brand name] formula kills BOTH broadleaf weeds and Crabgrass in one easy step [without harming your lawn* *when used as directed - guaranteed]. (See inside booklet for a complete list of weeds controlled)
- Ortho's #1 Weed Killer for Lawns
- Ortho's [Our] most powerful weed killer for lawns
- Ortho's simple weed killer
- Read Entire label before use
- Recyclable bottle
- [Recycle symbol]
- Takes the guesswork out of weed control [in the lawn]
- XX% less plastic . . . As compared to [alternate product]
- **Optional Instructions for Side Clip Tape**
 PULL / PEEL HERE [TO REMOVE TAPE]
 Open Resealable Label For Directions and/& Precautions
 Press to Reseal
- **Questions & Comments:** [icon phone] [icon computer]
- Call 1-800- 884-3179 or Visit our Website at www.GordonsUSA.com

- [Superscript is first letter of lot number]
- Value [pack/size/buy]
- Bonus [value/size/offer/package/pack/buy]
- Exclusive item [size] [Note to Reviewer: This is a Marketing claim referring to a product available exclusively at a certain retailer]
- Special [buy/offer/size/item]
- Limited time offer
- X% more than X size
- Save [money]
- [Easy] refill [system]
- Free sample
- X% more [free]
- Combo pack
- 1 [1.33] gallon/gal refill size
- Great value
- Bottle in [a] box
- Easy to use [mix] [refill]
- Just add water [to make 1.33 gallon/1 gallon ready to use]
- Premeasured [refill] [bottle]
- Use with/in [product name] 1.33 gal [1 gal] trigger/wand/pull n' spray
- **Best if diluted product is used within [30/X days OR 4/X weeks OR 1/X months]**
- In the event of a medical or chemical emergency, contact ChemTel Inc North America 1-800-255-3924

For ORTHO Weed-B-Gon **MAX Plus Crabgrass Control [Killer] Singles:**

[Note to Reviewer: This is referring to a distributor product in a 5 fl.oz. size]

- NET 5 FL.OZ.
- Pre-Measured Concentrate Bottles
- Treats 5,000 sq.ft.
- No Measuring, No Mess
- Weed-B-Gon® **Max(TM)** Singles makes using concentrates easier than ever. No more measuring and no more mess. Mix (contents) (each pre-measured bottle) with two gallons of water to deliver consistent results. And its' revolutionary formula won't harm your lawn - Guaranteed.
- Designed for tank sprayers
- 1 bottle makes 2 gallons

[The following Product Facts format is optional and the information may appear inside or outside of a box.]

PRODUCT FACTS:

What It Does: Kills major broadleaf and troublesome grass weeds including dandelion, chickweed and clover as well as crabgrass and foxtail. (See inside for complete list)

Where to Use: Lawns: Kills the weeds not the lawn when used as directed. (icon weeds)

When to Use: Apply when daytime temperatures are below 90°F. (do not apply above 85°F for bermudagrass).

Questions & Comments: [icon phone] [icon computer]
Call 1-800- 884-3179 or Visit our Website at www.GordonsUSA.com


















3. Trademark acknowledgements






- Ortho® Dial'N Spray® Hose-End Sprayer is a registered trademark of The ORTHO Group.

- Hudson® Hose End Liquid Concentrate Sprayer is a registered trademark of the H.D. Hudson Manufacturing Company.
- Gilmour® Dial-A -Mix® Lawn and Garden Sprayer is a registered trademark of the Gilmour Manufacturing Company.
- Trimec® is registered trademark of PBI/Gordon Corporation

Optional/Example Graphics

The following are representative examples of graphics that could be used in the marketed label. If the graphic is used, minor changes to the exact color, shapes or orientation of items depicted, or the amount or size of graphic may occur based on marketing decisions and the available space on the label.

 CRABGRASS					Optional depiction of weed claimed in directions for use. (ex. Crabgrass)
 CLOVER					Optional depiction of weed claimed in directions for use. (ex. Clover)
 DANDELION					Optional depiction of weed claimed in directions for use. (ex. Dandelion)
 DANDELION CRABGRASS CLOVER					Optional depiction of weed claimed in directions for use. (ex. Dandelion, Crabgrass and Clover)
				 Kills 200+ Weeds	For optional use with efficacy and weed control label text (ex. Kills the weeds, not the lawn or Kills 200+ weeds)
 					For optional use on containers to depict use on residential lawns.
 Rainproof in 1 Hour					For optional use with rainproof/rainfast label text (ex. Rainproof in [X] Hours)
	 Kills Weeds to the Roots				Optional illustration to be used in conjunction with explanatory label text. (ex. Kills Weeds to the Roots)

		Optional illustration to be used in conjunction with explanatory label text. (ex. Results with 1 application)
		Optional illustration to be used in conjunction with explanatory label text. (ex. Treats up to 5,000 sq ft)
		Optional illustration to be used in conjunction with explanatory label text. (ex. Apply when daytime temperatures are between 45°F and 90°F)
		For optional use with explanatory label text (ex. Do not allow people or pets to enter the treated area until sprays have dried.)
		For optional use with explanatory label text (ex. Questions & Comments Call 1-800- 884-3179.)

DOCUMENT CONTROL INFORMATION

1. Unique Label Identifier: 002217-00896.20251212.notif-proposed-highlighted

2. Reason for Issue: ad claims and graphics