

2217-896

02-27-2012

1/16



UNITED STATES ENVIRONMENTAL PROTECTION AGENCY
WASHINGTON, D.C. 20460

OFFICE OF CHEMICAL SAFETY
AND POLLUTION PREVENTION

James L. Kunstman, Ph.D.
PBI/Gordon Corporation
1217 12th Street
P.O. Box 014090
Kansas City, MO 64101

FEB 27 2012

Subject: EH-1437 Herbicide
EPA Reg. No. 2217-896
Label Notification per PRN 98-10

Dear Dr. Kunstman,

The Agency is in receipt of your application for Pesticide Notification under Pesticide Registration Notice (PRN) 98-10 for EH-1437 Herbicide (EPA Reg. No. 2217-896) dated October 14, 2011. The Registration Division (RD) has conducted a review of this request for its applicability under PRN 98-10 and finds that the action requested falls within the scope of PRN 98-10. The label submitted with the application has been stamped "Notification" and will be placed in our records.

If you have any questions, please contact Emily Hartman of my staff at (703) 347-0189 or hartman.emily@epa.gov.

Sincerely,

A handwritten signature in black ink that reads "Kathryn V. Montague".

Kathryn V. Montague, Project Manager 23
Herbicide Division
Registration Division
Office of Pesticide Programs

2
16



United States
Environmental Protection Agency
Washington, DC 20460

Registration
 Amendment
 Other

OPP Identifier Number

Application for Pesticide - Section I

1. Company/Product Number 2217-896	2. EPA Product Manager Kathryn V. Montague	3. Proposed Classification
4. Company/Product (Name) EH-1437 Herbicide	PM# Product Manager—Team 23	<input checked="" type="checkbox"/> None <input type="checkbox"/> Restricted
5. Name and Address of Applicant (Include ZIP Code) PBI/Gordon Corporation Post Office Box 014090 Kansas City, Missouri 64101 <input type="checkbox"/> Check if this is a new address	6. Expedited Review. In accordance with FIFRA Section 3(c)(3)(b)(i), my product is similar or identical in composition and labeling to: EPA Reg. No. _____ Product Name NOTIFICATION	

Section - II

FEB 27 2012

<input type="checkbox"/> Amendment - Explain below.	<input type="checkbox"/> Final printed labels in response to Agency letter dated _____
<input type="checkbox"/> Resubmission in response to Agency letter dated _____	<input type="checkbox"/> "Me Too" Application.
<input checked="" type="checkbox"/> Notification - Explain below.	<input type="checkbox"/> Other - Explain below.

Explanation: Use additional page(s) if necessary. (For section I and Section II.)

Notification per Pesticide Registration Notice (PRN) 98-10:

Please refer to cover letter for details and certification statement.

e-mail to jkunstman@pbigordon.com FAX: 816-421-2731

Section - III

1. Material This Product Will Be Packaged In:				2. Type of Container	
Child-Resistant Packaging <input type="checkbox"/> Yes* <input checked="" type="checkbox"/> No	Unit Packaging <input type="checkbox"/> Yes <input checked="" type="checkbox"/> No	Water Soluble Packaging <input type="checkbox"/> Yes <input checked="" type="checkbox"/> No			
* Certification must be submitted		If "Yes" Unit Packaging wgt.	No. per container	If "Yes" Package wgt.	No. per Container
				<input type="checkbox"/> Metal	
				<input checked="" type="checkbox"/> Plastic	
				<input type="checkbox"/> Glass	
				<input type="checkbox"/> Paper	
				<input type="checkbox"/> Other (Specify)	
3. Location of Net Contents Information <input checked="" type="checkbox"/> Label <input checked="" type="checkbox"/> Container		4. Size(s) Retail Container 1 pint, 1 quart, 2 quarts, 1 gallon		5. Location of Label Directions <input checked="" type="checkbox"/> On Label <input type="checkbox"/> On Labeling accompanying product	
6. Manner in Which Label is Affixed to Product		<input checked="" type="checkbox"/> Lithograph <input type="checkbox"/> Other _____			
		<input checked="" type="checkbox"/> Paper glued			
		<input type="checkbox"/> Stenciled			

Section - IV


1. Contact Point (Complete items directly below for identification of individual to be contacted, if necessary, to process this application.)					
Name James L. Kunstman, Ph.D.		Title Director of Regulatory Services		Telephone No. (include Area Code) 816-460-6292	
<p>Certification</p> <p>I certify that the statements I have made on this form and all attachments thereto are true, accurate and complete. I acknowledge that any knowingly false or misleading statement may be punishable by fine or imprisonment or both under applicable law.</p>					6. Date Application Received (Stamped)
2. Signature 		3. Title Director of Regulatory Services			
4. Typed Name James L. Kunstman, Ph.D.		5. Date October 14, 2011			

Certification with Respect to Label Integrity

I certify that the information (including, but not limited to, text, tables, and graphics) contained in the electronic file identified below by file name and submitted with this certification is the same information as that on the paper copies of these documents included with this submission.

PROPOSED LABEL		
EPA Registration Number	Date Submitted to EPA	Electronic File Name
2217-896	10/14/2011	002217-00896.20111014.notif-proposed-clean
		002217-00896.20111014.notif-proposed-highlighted

I Certify that the statements that I have made on this form are true, accurate, and complete. I acknowledge that any knowingly false or misleading statements may be punishable by fine or imprisonment or both under applicable law.




October 14, 2011

Signature

Date

James L. Kunstman, Ph.D.
Director, Regulatory Services





An Employee-Owned Company

1217 W. 12th STREET · P.O. BOX 014090
KANSAS CITY, MISSOURI 64101-0090
816-421-4070 · 1-800-821-7925
FAX: 816-474-0462

4
16

October 14, 2011

Document Processing Desk (NOTIF)
Office of Pesticide Programs (7504P)
U.S. Environmental Protection Agency
Room S-4900, One Potomac Yard
2777 South Crystal Drive
Arlington, VA 22202-4501
Attn: Kathryn V. Montague (PM-23)

```

c c c c e e
c c c c c c
c
c c c c e
c c c c e
c c c e e
c c c c c e
c c c c c e
c c c c c e
c c c c e e
c c c c e e
c c c c e e
c c c c e e
c c c c e e
c c c c e e
c c c c e e
c c c c e e
c c c c e e
c c c c e e
c c c c e e
c c c c e e
c c c c e e

```

Subject Notification per Pesticide Registration Notice (PRN) 98-10 for EH-1437 Herbicide (EPA Reg. No. 2217-896)

I. Request for advertising/marketing claims:

1. We ask to add advertising claims that are consistent with previously approved claims as follows.
 - Easy Measure
 - Drain-Back
2. One (1) copy of the proposed labeling is enclosed for your review. Please refer to the highlighted text on page 11 of the draft labeling.

II. Certification Statement

This notification is consistent with the provisions of PR Notice 98-10 and EPA regulations at 40 CFR 152.46, and no other changes have been made to the labeling or the confidential statement of formula of this product. I understand that it is a violation of 18 U.S.C. Sec. 1001 to willfully make any false statement to the EPA. I further understand that if this notification is not consistent with the terms of PR Notice 98-10 and 40 CFR 152.46, this product may be in violation of FIFRA and I may be subject to enforcement action and penalties under Section 12 and 14 of FIFRA.

III. Enclosures

1. Application for Pesticide Amendment (EPA Form 8570-1)
2. One (1) copy of the draft labeling with annotations.
3. One (1) copy of the draft labeling without annotations.
4. Certification with Respect to Label Integrity, and CD containing PDF copy of proposed label.

6
16

EH-1437 HERBICIDE

NOTIFICATION

FEB 27 2012

EPA Reg. No. 2217-896

Alternate Brand Names:

- Tractor Supply Co. GroundWork Concentrate Crabgrass & Broadleaf Weed Killer
- Gordon's Trimec Crabgrass Plus Lawn Weed Killer Ready Spray
- Gordon's Trimec Crabgrass Plus Lawn Weed Killer Concentrate

ACTIVE INGREDIENT:

2,4-D, dimethylamine salt	6.42%
Quinclorac	2.13%
Dicamba, dimethylamine salt	0.60%

INERT INGREDIENTS: 90.85%

TOTAL 100.00%

THIS PRODUCT CONTAINS:

- 0.456 lb 2,4-dichlorophenoxyacetic acid equivalent per gallon or 5.33%
 - 0.182 lb 3,7-dichloro-8-quinolinecarboxylic acid per gallon or 2.13%
 - 0.043 lb 3,6-dichloro-o-anisic acid equivalent per gallon or 0.50%
- Isomer Specific By AOAC Methods.

Note: If the design, format, or small size of the container labels makes it impractical to present the entire ingredient statement on the front panel, then add a referral statement and present this substatement on the back panel: "See back panel for substatement of ingredient statement".

KEEP OUT OF REACH OF CHILDREN

CAUTION

STOP! READ THE ENTIRE LABEL FIRST. OBSERVE ALL PRECAUTIONS AND FOLLOW DIRECTIONS CAREFULLY.

PRECAUTIONARY STATEMENTS

Hazards to Humans and Domestic Animals

CAUTION: Causes moderate eye irritation. Avoid contact with eyes, skin or clothing. Harmful if swallowed. When using this product, wear long-sleeved shirt, long pants, socks, shoes, and rubber gloves.

Wash thoroughly with soap and water after handling and before eating, drinking, chewing gum or using tobacco. After using this product, rinse gloves before removing, remove clothing and launder separately before reuse, and promptly and thoroughly wash hands and exposed skin with soap and water. Remove saturated clothing as soon as possible and shower.



User Safety Recommendations	
<ul style="list-style-type: none"> • Users should wash hands before eating, drinking, chewing gum, using tobacco, or using the toilet. • Users should remove clothing/PPE immediately if pesticide gets inside. Then wash thoroughly and put on clean clothing. If pesticide gets on skin, wash immediately with soap and water. • Users should remove PPE immediately after handling this product. Wash the outside of gloves before removing. As soon as possible, wash thoroughly and change into clean clothing. 	

First Aid	
If in eyes:	<ul style="list-style-type: none"> • Hold eye open and rinse slowly and gently with water for 15-20 minutes. Remove contact lenses, if present, after the first minutes, then continue rinsing eye. • Call a poison control center or doctor for treatment advice.
If swallowed:	<ul style="list-style-type: none"> • Call a poison control center or doctor immediately for treatment advice. • Have person sip a glass of water if able to swallow. • Do not induce vomiting unless told to by a poison control center or doctor. • Do not give anything by mouth to an unconscious person.
<p>Have the product container or label with you when calling a poison control center or doctor or going for treatment. You may also contact 1-877-800-5556 for emergency medical treatment advice.</p>	

Environmental Hazards

This pesticide is toxic to fish and aquatic invertebrates. Do not apply directly to water, to areas where surface water is present, or to intertidal areas below the mean high water mark. Drift and runoff may be hazardous to aquatic organisms in water adjacent to treated areas. Do not contaminate water when disposing of equipment wash waters or rinsate.

This chemical has properties and characteristics associated with chemicals detected in groundwater. The use of this chemical in areas where soils are permeable, particularly where the water table is shallow, may result in groundwater contamination. Application around a cistern or well may result in contamination of drinking water or groundwater.

[Environmental Hazards (alternate per PRN 2008-1)]


This pesticide is toxic to fish and aquatic invertebrates. To protect the environment, do not allow pesticide to enter or run off into storm drains, drainage ditches, gutters or surface waters. Applying this product in calm weather when rain is not predicted for the next 24 hours will help to ensure that wind or rain does not blow or wash pesticide off the treatment area. Rinsing application equipment over the treated area will help avoid run off to water bodies or drainage systems.

This chemical has properties and characteristics associated with chemicals detected in groundwater. The use of this chemical in areas where soils are permeable, particularly where the water table is shallow, may result in groundwater contamination. Application around a cistern or well may result in contamination of drinking water or groundwater.]

DIRECTIONS FOR USE

It is a violation of Federal law to use this product in a manner inconsistent with its labeling.

GENERAL PRECAUTIONS AND RESTRICTIONS:

- Do not apply this product in a way that will contact any person or pet, either directly or through drift. Keep people and pets out of the area during application.
- [ Optional Icon] Do not allow people or pets to enter the treated area until sprays have dried.

SHAKE WELL BEFORE USING

PRODUCT FACTS:

What It Does: Kills major broadleaf and troublesome grass weeds including dandelion, chickweed and clover as well as crabgrass and foxtail. (See inside for complete list)

Where to Use: Lawns: Kills the weeds not the lawn when used as directed. (icon weeds)

When to Use: Apply when daytime temperatures are below 90°F.

Questions & Comments: (icon phone) (icon computer)
Call 1-800-xxx-xxxx or Visit our Website at www.companyname.com

HOW IT WORKS:

EH-1437 Herbicide contains three proven weed killers that target lawn weeds and crabgrass. This herbicide enters the lawn weeds through their leaves and moves throughout the plant to provide control. And lawns listed on this label will not be harmed when used as directed.

WHERE TO USE:

EH-1437 Herbicide can be applied to residential lawns with the following turfgrass species:

Lawns To Be Treated:	
Cool Season Turfgrass	Warm Season Turfgrass
Kentucky bluegrass Ryegrass, perennial and annual Tall fescue Mixtures of cool season grasses containing fine fescues (red, hard and chewings)	Bermudagrass ¹ , common and hybrid Zoysiagrass Buffalograss
¹ Application to bermudagrass may cause temporary yellowing or discoloration but full recovery can be expected. Do not apply to bermudagrass when daytime temperatures exceed 85° F.	

DO NOT apply EH-1437 Herbicide to the following:

- Bahiagrass
- Bentgrass, colonial and creeping
- Carpetgrass
- Centipedegrass
- Dichondra
- Gardens including vegetables, fruit trees, vines and berries
- Ornamental plants (flowers, trees, groundcovers, landscape beds and shrubs)
- Seashore paspalum
- St. Augustinegrass
- Turfgrass species that are not listed on this label.

GRASS AND BROADLEAF WEEDS CONTROLLED:

A partial list is presented below:

GRASS WEEDS			
Crabgrass, large and smooth	Foxtail, green, yellow and giant	Signalgrass, broadleaf	
BROADLEAF WEEDS			
Annual yellow sweetclover	Cocklebur	Mustard	Spiny cocklebur
Aster	Common mullein	Narrowleaf plantain	Spiny sowthistle
Austrian fieldcress	Creeping Jenny (Creeping Charlie)	Narrowleaf vetch	Spotted catsear
Bedstraw	Cudweed	Nettle	Spotted spurge
Beggarticks	Curly dock	Orange hawkweed	Spurweed
Betony, Florida	Daisy, English	Oriental cocklebur	Stinging nettle
Bindweed, field	Daisy fleabane	Oxalis	Strawberry, India mock
Bird vetch	Daisy, oxeye	Parsley-piert	Tall nettle
Bitter wintercress		Parsnip	Tall vervain

Bittercress, hairy	Dandelion	Pearlwort	Tansy ragwort
Bitterweed	Dichondra	Pennycress	Tansy mustard
Black-eyed Susan	Dogbane	Pennywort	Tanweed
Black medic	Dogfennel	Peppergrass	Thistle
Black mustard	Dollarweed	Pepperweed	Trailing crownvetch
Blackseed plantain	Elderberry	Pigweed	Tumble mustard
Blessed thistle	False dandelion	Pineywoods bedstraw	Tumble pigweed
Bloodflower milkweed	Falseflax	Plains coreopsis	Velvetleaf
Blue lettuce	False sunflower	(tickseed)	Venice mallow
Blue vervain	Fiddleneck	Plantain	Virginia buttonweed
Bracted plantain	Florida pusley	Poison ivy	Virginia creeper
Brassbuttons	Frenchweed	Poison oak	Virginia pepperweed
Bristly oxtongue	Galinsoga	Pokeweed	Water pennywort
Broadleaf dock	Goathead	Poorjoe	Wavyleaf bullthistle
Broadleaf plantain	Goldenrod	Prairie sunflower	Western clematis
Broomweed	Ground ivy	Prickly lettuce	Western salsify
Buckhorn	Gumweed	Prickly sida	White mustard
Buckhorn plantain	Hairy fleabane	Prostrate knotweed	Wild aster
Bulbous buttercup	Hawkweed	Prostrate pigweed	Wild buckwheat
Bull thistle	Healall	Prostrate spurge	Wild carrot
Bullnettle	Heartleaf drymary	Prostrate vervain	Wild four-o'clock
Burclover	Heathaster	Puncturevine	Wild garlic
Burdock	Hedge bindweed	Purslane, common	Wild geranium
Burning nettle	Hedge mustard	Ragweed	Wild lettuce
Burweed	Hemp	Red sorrel	Wild marigold
Buttercup	Henbit	Redroot pigweed	Wild mustard
Buttonweed	Hoary cress	Redstem filaree	Wild onion
Canada thistle	Hoary plantain	Rough cinquefoil	Wild parsnip
Carolina geranium	Hoary vervain	Rough fleabane	Wild radish
Carpetweed	Horsenettle	Russian pigweed	Wild rape
Catchweed bedstraw	Jimsonweed	Russian thistle	Wild strawberry
Catnip	Knawel	Scarlet pimpernel	Wild sweet potato
Catsear	Knotweed	Scotch thistle	Wild vetch
Chickweed, common	Kochia	Sheep sorrel	Wild violet
Chickweed, mouseear	Lambsquarters	Shepherdspurse	Woodsorrel
Chicory	Lespedeza	Slender plantain	Woolly croton
Cinquefoil	Mallow	Smallflower galinsoga	Woolly morningglory
Clover, crimson	Matchweed	Smooth dock	Woolly plantain
Clover, hop	Mexicanweed	Smooth pigweed	Wormseed
Clover, red	Milk vetch	Sorrel	Yarrow
Clover, strawberry	Morningglory	Sowthistle	Yellow rocket
Clover, sweet	Mouseear hawkweed	Spanishneedles	Yellowflower pepperweed
Clover, white	Mugwort	Speedwell	and other broadleaf
Cockle	Musk thistle	Spiny amaranth	weeds

WHEN TO USE:

Apply this product when weeds are small and actively growing.

Weed species	Season	Timing	Maximum number of applications ¹	Application interval, days	Comments
Crabgrass (large and smooth):	Spring	From crabgrass emergence until the crabgrass is 3 to 4 inches in height	2	14	Re-treat at the same rate at 14 days later for dense populations or for continued crabgrass emergence.
Foxtail (green, giant and yellow):	Spring and early summer	During the early growth stages or when foxtail is 1 to 4 inches in height.	2	14	Re-treat at the same rate at 14 days later for dense populations.

10
16

Weed species	Season	Timing	Maximum number of applications ¹	Application interval, days	Comments
Broadleaf signalgrass	Spring and early summer	During the early growth stages or during the 3 to 7 leaf stage.	2	14	Re-treat at the same rate at 14 days later if needed.
Dandelion, plantain, buttercup, speedwell, knotweed and other listed broadleaf weeds	Spring	When broadleaf weeds are small and actively growing.	2		Apply when broadleaf weeds are young and actively growing with adequate soil moisture.
Henbit, chickweed, white clover, ground ivy, lawn burweed and other listed broadleaf weeds	Fall	When broadleaf weeds are young and actively growing	2		Apply when broadleaf weeds are young and actively growing with adequate soil moisture

¹The maximum application rate is 6.4 fl.oz. of product per 1,000 sq.ft. per application (1.0 lb 2,4-D acid equivalent per acre per application). The maximum number of broadcast applications is limited to 2 per year. Do not apply more than 2 applications per year. The maximum seasonal rate is 12.8 fl.oz. of product per 1,000 sq.ft. (2.0 lb 2,4-D acid equivalent per acre)

HOW MUCH TO USE:

I. ENTIRE LAWN TREATMENTS WITH DIAL TYPE HOSE-END SPRAYERS

Three Easy Steps To Mix And Apply:

1. FILL

- Determine (Measure) the total lawn area to be sprayed. For rectangular areas, multiply the length by the width to obtain total square feet.
- The application rate for this product is 6.4 fl.oz. of product per 1,000 sq.ft. of lawn. Add an adequate amount of herbicide to the spray bottle to treat the total lawn area, or add 6.4 fl.oz. of product for every 1,000 sq.ft. of lawn area. Over-application or rates above those recommended on this label can cause turf injury.
- Do not add water to the sprayer jar.

2. SET THE DIAL

For hose-end sprayers: Set the dial to the rate per gallon and keep the dial set to this setting while spraying.

The dial setting or rate per gallon for this product is 2.5 oz. of product per gallon of water.

Types of hose-end sprayers	Dial setting
Ortho® Dial'N Spray® Hose-End Sprayer	2.5 oz.
Hudson® Hose End Liquid Concentrate Sprayer	2.5 fl.oz.
Gilmour® Dial-A-Mix® Lawn and Garden Sprayer	15 Teaspoons or 5 tablespoons

3. SPRAY - Apply evenly over the lawn.

II. ENTIRE LAWN TREATMENTS WITH READY-TO-USE HOSE-END SPRAYERS :

This product may be packaged as a ready-to-use product with no mixing. The retail plastic container is fitted with a sprayer body that delivers spray droplets at a fixed rate.

For READY-TO-USE Hose End Sprayers:

- This retail sprayer bottle will cover the treated areas described below when this product is applied at 6.4 fl.oz. of product per 1,000 sq.ft. Over-application or rates above those recommended on this label can cause turf injury.

Approximate treated areas for four retail container sizes:

Species	Amount of product to treat approximate area, sq. ft.				
	Fl.oz./1,000 sq.ft.	1.0 pt. (16 fl.oz.) sprayer jar or retail container	1.0 qt. (32 fl.oz.) sprayer jar or retail container	2.0 qt. (64 fl.oz.) retail container	1 gallon (128 fl.oz.) retail container
Kentucky bluegrass Ryegrass, perennial and annual Tall fescue Mixtures of cool season species Bermudagrass ¹ , common and hybrid Zoysiagrass and Buffalograss	6.4 fl.oz. /1,000 sq.ft.	2,500 sq.ft.	5,000 sq.ft.	10,000 sq.ft.	20,000 sq.ft.

¹Application to bermudagrass may cause temporary yellowing or discoloration but full recovery can be expected. Do not apply to bermudagrass when daytime temperatures exceed 85° F.

Instructions:

- Determine (Measure) the total lawn area to be sprayed. For rectangular areas, multiply the length by the width to obtain total square feet.
- **CONNECT:** Remove bottle cap and screw the spray nozzle onto the bottle. Attach [connect] garden hose to spray nozzle. Turn [rotate] the spray nozzle lever to the "OFF" position.
- **SPRAY:** Turn on water at faucet. Extend hose to the farthest area of lawn [turf] to be treated. To begin spraying, turn [rotate] the spray nozzle lever to the "SPRAY" position. The herbicide mixes automatically with the water. Walk at a steady pace while spraying evenly and working towards the faucet.

Refer to view strip [graduated scale] on side of container to guide coverage. This xx fl.oz. container will treat up to xxx sq.ft. of turfgrass.

- **FINISH:** To stop spraying, turn [rotate] spray nozzle lever to the "OFF" position. Turn off water at faucet. To relieve pressure, turn [rotate] spray nozzle to the "ON" position and point sprayer away from any desirable plants before disconnecting the sprayer nozzle from the garden hose.

III. HAND-OPERATED SPRAYERS:

For hand-operated sprayers (backpack, knapsack, tank-type or pump-up):

- Apply to actively growing grass and broadleaf weeds during the early growth stages.
- Measure and mix the proper amount of product with water as described below. Mix 2.5 fl.oz. of product with 1 gallon of water to treat 400 sq.ft. of lawn. See below for additional spray preparations
- Spray evenly over the lawn. Spray coverage should be uniform and complete. Over-application or rates above those recommended on this label can cause turf injury.

Amount of Product to Use, Fluid Ounces	Amount of Water in Sprayer, Gallons	Approximate Treated Area, Square feet
2.5 fl.oz.	1 gallon	400 sq.ft.
3.75 fl.oz.	1.5 gallons	600 sq.ft.
5.0 fl.oz.	2 gallons	800 sq.ft.
7.5 fl.oz.	3 gallons	1,200 sq.ft.

Equal measures: 2.5 fl.oz. = 5 Tablespoons. 1 cup = 8 fl.oz. = 1/2 pint.

OR

Measure indicated amount of product and pour into tank. Dilute with water according to the following chart. Adjust the nozzle to deliver coarse spray droplets and treat the area indicated.

12
16

Amount of Product to Use, Fluid Ounces	Amount of Water in Sprayer, Gallons	Area To Treat, Square feet
2.5 fl.oz.	1 gallon	400 sq.ft.
5 fl. fl.oz.	2 gallons	800 sq.ft.
7.5 fl.oz.	3 gallons	1,200 sq.ft.

Equal measures: 2.5 fl.oz. = 5 Tablespoons. 1 cup = 8 fl.oz. = 1/2 pint.

IV. ENTIRE LAWN TREATMENTS WITH THE ORTHO READY-SPRAY® SYSTEM:

HOW TO USE THE READY-SPRAY® SYSTEM

Connect:

1. Shake well before using.
2. Connect sprayer to hose.
3. Turn on water.
4. Extend hose to farthest area of the lawn to be treated

Spray:

1. To begin spraying, point nozzle in the direction you want to spray.
2. Bend small plastic tab back and turn knob clockwise to ON position.
3. Spray evenly over measured area.

Finish:

1. To STOP spraying, rotate the knob counterclockwise to the OFF position.
2. Turn off water.
3. Relieve water pressure by bending plastic tab back and turning knob to ON position until water slows to a drip. Then, turn knob back to OFF position.
4. Disconnect sprayer from hose.

V. FOR TANK SPRAYER:

- Add 2.5 fl.oz. per gallon of water for each 400 sq.ft.

For broadcast application: Ortho Dial 'N Spray® Applicator

1. Add 16 fl.oz. of concentrate directly into sprayer jar. DO NOT ADD WATER.
2. Set dial to 2.5 oz.
3. Spray evenly over 2,500 sq.ft.
4. Any unused portion should be poured back into its original container.

[Over-application or rates above those recommended on this label can cause turf injury]

VI. FOR ORTHO WEED-B-GON MAX PLUS CRABGRASS CONTROL [KILLER] SINGLES:

For (Use a) Tank Sprayer:

- Add entire contents (of 1 bottle) (5 oz.) to an empty 2-gallon tank sprayer. Slowly fill with 2 gallons of clean tap water.
- **For Broadcast Application – Ortho® Dial 'N Spray® Applicator**
 1. Set dial to 2.5 oz.
 2. Add entire contents of 1 bottle (5 oz) directly into sprayer jar. DO NOT ADD WATER.
 3. Spray evenly over 800 sq.ft.

[Over-application or rates above those recommended on this label can cause turf injury]

VII. ENTIRE LAWN TREATMENTS WITH THE ORTHO READY-SPRAY® II [2]/APPLICATOR NAME SYSTEM:

HOW TO USE THE READY-SPRAY® II/[READY-SPRAY 2]/[APPLICATOR NAME] SYSTEM

[Optional]

1. [Measure the total [entire] area to be sprayed. For rectangular areas, multiply the length by width to obtain total square feet.

13
16

2. See below directions for the ready-to-use hose-end sprayer.
 3. Spray evenly over the entire measured area.]
- [End of optional section]

Connect:

1. Shake well before using. [optional step]
2. Connect sprayer to hose.
3. Turn on water.
4. Extend hose to farthest area of the measured area to be treated. [optional step]

Spray:

1. To begin spraying, [disengage safety lock and] point nozzle in the direction you want to spray.
2. Slide thumb activation switch forward to ON position.
3. Spray evenly over measured area.

Finish:

1. To STOP spraying, slide thumb activation switch backward to OFF position.
2. Turn off water.
3. Relieve water pressure by sliding thumb switch to ON /WATER/ WATER ONLY position until water slows to a drip. Then, slide switch back to OFF position [and engage safety lock].
4. Disconnect sprayer from hose.

[Optional illustrations may be used in conjunction with the above steps]

CULTURAL TIPS AND NOTES:		
When to Apply:	For established lawns For newly seeded areas For newly sodded, sprigged, or plugged areas	<ol style="list-style-type: none"> 1. Apply when daytime temperatures are below 90°F. 2. Apply this product to newly seeded grasses when well-established (approximately 6 weeks after seedling emergence) or after the third mowing. 3. Apply this product 3 to 4 weeks after the sodding, sprigging, or plugging operations.
Seeding:		<ul style="list-style-type: none"> • The treated area can be seeded at 4 weeks after the application of this product.
Irrigation:	Non-stressed turfgrass Stress from high temperatures, drought, insects or diseases.	<ul style="list-style-type: none"> • Adequate soil moisture and favorable growing conditions enhance the performance of this product. • Avoid applications of this product when turfgrasses are under stress since injury may result. If dry conditions exist, schedule irrigations (watering) before and after the application. For best results, delay the irrigation until approximately 24 hours after application of this product.
Mowing:		<ul style="list-style-type: none"> • Delay mowing 2 days before and until 2 days after the application of this product. • Do not use clippings from the treated areas as mulch or compost around flowers, ornamentals, trees, or in vegetable gardens.
Nontarget plants:		<ul style="list-style-type: none"> • Do not apply this product to food crops (gardens, fruits and vegetables), forage crops, or ornamental plants including flowers, trees, shrubs, hedges, woody ornamentals, groundcovers established in landscape plantings and other nontarget plants. • Do not spray exposed roots of ornamentals and trees.

14
—
16

STORAGE AND DISPOSAL

Do not contaminate water, food, or feed by storage and disposal.

PESTICIDE STORAGE: Keep from freezing. Store in original container in a locked storage area inaccessible to children and pets. Avoid contamination of food or feedstuffs.

PESTICIDE DISPOSAL AND CONTAINER HANDLING: Nonrefillable container. Do not reuse or refill this container. **If empty:** Place in trash or offer for recycling if available. **If partly filled:** Call your local solid waste agency or www.website.com for disposal instructions. Never place unused product down any indoor or outdoor drain.

LIMITED WARRANTY AND DISCLAIMER

FOR USE ONLY AS DIRECTED. TO THE EXTENT CONSISTENT WITH APPLICABLE LAW, THE MANUFACTURER NEITHER MAKES NOR INTENDS ANY EXPRESS OR IMPLIED WARRANTIES, INCLUDING ANY WARRANTY OF MERCHANTABILITY OR FITNESS FOR A PARTICULAR PURPOSE, WHICH ARE HEREBY EXPRESSLY DISCLAIMED. IN NO CASE SHALL THE MANUFACTURER BE LIABLE FOR INCIDENTAL, CONSEQUENTIAL, OR SPECIAL DAMAGES RESULTING FROM THE USE OR HANDLING OF THIS PRODUCT. If these terms are not acceptable, return this product unopened immediately to the point of purchase, and the purchase price will be refunded in full. The terms of this Limited Warranty and Disclaimer cannot be varied by any written or verbal statements or agreements at the point of sale or elsewhere.

[OPTIONAL WARRANTY STATEMENT]

The ORTHO Guarantee

If for any reason you are not satisfied with this product, mail us proof of purchase to obtain a full refund of your purchase price.

APPENDIX

1. Statements which may appear on different label components depending on packaging configuration.

- See next panel for additional Precautionary Statements and First Aid
- Net Contents: _____
- EPA Est. No. _____

2. Advertising claims that may be presented on the retail containers of supplemental registrants.

- One quart covers up to 5,000 square feet.
- 1 quart treats [up to] 5,000 sq.ft.
- Covers [XXXX] sq.ft.
- Keep from freezing.
- Controls crabgrass, dandelion, chickweed, knotweed, henbit, plantain, clover, spurge and many other broadleaf lawn weeds including those shown on the side panel.
- Controls crabgrass and broadleaf weeds in lawns
- Kills even the tough weeds...roots and all!
- Controls even the tough weeds...roots and all!
- Kills the root.
- Water based.
- Won't harm lawn grass when used according to label directions.
- Kills lawn weeds plus crabgrass.
- Kills [Controls] 200+ broadleaf weeds.
- Kills the weeds not the lawn

15
16

- Attach to [garden] hose and spray
- Simple to use
- Easy to use
- Easy to mix
- Proven performance
- For home lawn care
- Won't harm lawn grass when used as directed.
- Controls **(Number)** weeds!
- Mixes with Water - Concentrate
- Kill crabgrass & [any listed weed(s)] too!
- **CONTROLS**
 - **SENSITIVE WEEDS:** Crabgrass, Bedstraw, Black Medic, Buckhorn, Chickweed, Clover, Dandelion, Knotweed, Lambsquarters, Peppergrass, Plantain, Purslane, Ragweed and Wild Lettuce.
 - **HARD-TO-KILL WEEDS:** Chicory, Creeping Charlie, Creeping Jenny, Dock, Ground Ivy, Heal-All, Lespedeza, Mallow, Morningglory, Oxalis, Pigweed, Poison Ivy, Poison Oak, Sheep Sorrel, Speedwell, Spurge, Wild Carrot, Wild Onion, Yarrow and other broadleaf weeds.
- Kills Lawn Weeds plus Crabgrass in One Step
- Kills Over 200 Lawn Weeds Plus Crabgrass in One Easy Step
- Kills Crabgrass plus Broadleaf Weeds
- Kills Listed Weeds
- Kills Hard-to-Control Weeds
- Systemic [Herbicide] [Activity]
- Kills Both Broadleaf and Grass Weeds
- [Also] Kills [Dandelion], [Crabgrass], [Clover], plus 200 Other [Listed] Weeds [As Listed]
- Three-in-One Product that Kills Crabgrass & Broadleaf Weeds
- Kills both Crabgrass & Broadleaf weeds
- Proprietary Formula that Kills Both Crabgrass and Broadleaf Weeds
- Effectively Kills Both Broadleaf and Certain Weed Grasses
- [XX] [Pint, Quart, etc] Treats Up To [YYYY] Sq.Ft.
- Local Solutions for Local Problems
- For more Lawn and Garden Products Visit [www.website.com]
- Contains Trimec Herbicide
- Before/After
- Convenient [Simple] [Design]
- Easily covers large areas
- [Easy] [Ergonomic] Comfort Grip [Design]
- Easy grip [control]
- Easy [to use]
- Economical – use to cover large areas
- Ergonomic [design]
- Gentle shower [applicator] [spray pattern]
- Hand doesn't get wet
- Hand stays dry
- Includes water [only] setting/option
- Instant/Easy [One-handed] on/off applicator/switch/action
- New/Now [on labeling for the first six (6) months following commercial introduction]
- No mixing required
- One-handed operation
- Ready-Spray®/Ready-to-Spray/Applicator Name
- Simple [and easy] [to use]
- [Simply] attach to [garden] hose and spray/go

16
16

For any of the ORTHO Products:

- Makes more than XX Gallon!
- Kills Even Tough Weeds – Roots & All
- Lawn Weed & Crabgrass Killer
- Kills Dandelions, Clover, and Other Broadleaf Weeds! Plus Kills Crabgrass and Other grass Weeds!
- Kills the Toughest Weeds in these Lawns (any lawn listed on label)
- Open Resealable Label for Directions & Precautions (Press to Reseal)
- People or pets may reenter treatment area after spray has dried.
- Ready-Spray
- Do Not Use on St. Augustine Lawns
 - Ortho Weed-B-Gon MAX Concentrate Plus Crabgrass Control [Killer]
 - Kills Weeds, Not Lawns(TM)
 - For [Use on] Lawns
 - ORTHO & Your Environment - Your yard is a place for your family and pets to enjoy. That's why ORTHO products are designed with care to provide effective solutions to weed problems. For best results please follow instructions for appropriate usage, storage and disposal.
- Kills Over 200 Lawn Weeds plus [including] Crabgrass [in one easy step.
- Guaranteed [Results]
- See Ortho.com for complete Spanish Translation.
- DO NOT use on St. Augustine, including Floratam species.
- NOTICE: Buyer assumes all risks of use, storage, or handling of this product not in accordance with directions
- Rainfast in 1 Hour
- Kills Major [Lawn] Broadleaf Weeds
- Rainproof in 1 Hour
- Easy-Measure [Cap] [Top] [Lid] [Cup]
- Drain-Back [Cap] [Top] [Lid] [Cup]

For ORTHO Weed-B-Gon MAX Plus Crabgrass Control [Killer] Singles:

- NET 5 FL.OZ.
- Pre-Measured Concentrate Bottles
- Treats 5,000 sq.ft.
- No Measuring, No Mess
- Weed-B-Gon® Max(TM) Singles makes using concentrates easier than ever. No more measuring and no more mess. Mix (contents) (each pre-measured bottle) with two gallons of water to deliver consistent results. And its' revolutionary formula won't harm your lawn - Guaranteed.
- Designed for tank sprayers
- 1 bottle makes 2 gallons

3. Trademark acknowledgements

- Ortho® Dial'N Spray® Hose-End Sprayer is a registered trademark of The ORTHO Group.
- Hudson® Hose End Liquid Concentrate Sprayer is a registered trademark of the H.D. Hudson Manufacturing Company.
- Gilmour® Dial-A -Mix® Lawn and Garden Sprayer is a registered trademark of the Gilmour Manufacturing Company.
- Trimec® is registered trademark of PBI/Gordon Corporation

DOCUMENT CONTROL INFORMATION

1. **Unique Label Identifier:** 002217-00896.20111014.notif-proposed-highlighted.doc

2. **Reason for Issue:** ad claims