

2217-896

12-15-2009

1/14



UNITED STATES ENVIRONMENTAL PROTECTION AGENCY
WASHINGTON, D.C. 20460

OFFICE OF
PREVENTION, PESTICIDES AND
TOXIC SUBSTANCES

DEC 15 2009

Mr. James L. Kunstman, Ph.D
PBI/Gordon Corporation
Post Office Box 014090
Kansas City, Missouri 64101

SUBJECT: Application for Pesticide Notification (PRN 98-10)
Request Alternate Brand Name "**Tractor Supply Co. Ground Work
Concentrate Crabgrass & Broadleaf Weed Killer**"
EPA Reg. No.2217-896
Application Dated October 5, 2009

Dear Registrant:

The Agency is in receipt of your Application for Pesticide Notification under Pesticide Registration Notice (PRN) 98-10 dated 10/5/09 for the above product. The Registration Division (RD) has conducted a review of this request for its applicability under PRN 98-10 and finds that the action(s) requested fall within the scope of PRN 98-10. The label submitted with the application has been stamped "Notification" and will be placed in our records.

If you have any questions, please call me directly at 703-305-6249 or Banza Djapao of my staff at 703-305-7269.

Sincerely,

A handwritten signature in black ink, appearing to be "Linda Arrington".

Linda Arrington
Notifications & Minor Formulations Team Leader
Registration Division (7505P)
Office of Pesticide Programs



United States
Environmental Protection Agency
 Washington, DC 20460

Registration
 Amendment
 Other

OPP Identifier Number

Application for Pesticide - Section I

| | | |
|---|--|--|
| 1. Company/Product Number 2217-896 | 2. EPA Product Manager Joanne I. Miller | 3. Proposed Classification <input checked="" type="checkbox"/> None <input type="checkbox"/> Restricted |
| 4. Company/Product (Name) EH-1437 Herbicide | PM# Product Manager—Team 23 | |
| 5. Name and Address of Applicant (Include ZIP Code) PBI/Gordon Corporation Post Office Box 014090 Kansas City, Missouri 64101 <input type="checkbox"/> Check if this is a new address | 6. Expedited Review. In accordance with FIFRA Section 3(c)(3) (b)(i), my product is similar or identical in composition and labeling to: EPA Reg. No. _____ Product Name _____ | |

Section - II

| | | |
|--|--|---|
| <input type="checkbox"/> Amendment - Explain below. | <input type="checkbox"/> Final printed labels in response to Agency letter dated _____ | NOTIFICATION DEC 15 2009 |
| <input type="checkbox"/> Resubmission in response to Agency letter dated _____ | <input type="checkbox"/> "Me Too" Application. | |
| <input checked="" type="checkbox"/> Notification - Explain below. | <input type="checkbox"/> Other - Explain below. | |

Explanation: Use additional page(s) if necessary. (For section I and Section II.)

Labeling notifications according to Pesticide Registration Notice (PRN) 98-10.

We propose to add one Additional Brand Name (ABN): **Tractor Supply Co. GroundWork Concentrate Crabgrass & Broadleaf Weed Killer.**

This notification is consistent with the provisions of PR Notice 98-10 and EPA regulations at 40 CFR 152.46, and no other changes have been made to the labeling or Confidential Statement of Formula of this product. I understand that it is a violation of 18 U.S.C Sec. 1001 to willfully make any false statement to the EPA. I further understand that if this notification is not consistent with the terms of PR Notice 98-10 and 40 CFR 152.46, this product may be in violation of FIFRA and I may be subject to enforcement action and penalties under Section 12 and 14 of FIFRA.

e-mail to jkunstman@pbigordon.com FAX: 816-421-2731

Section - III

| | | | | | |
|---|--|---|-------------------|--|---|
| 1. Material This Product Will Be Packaged In: | | | | 2. Type of Container | |
| Child-Resistant Packaging <input type="checkbox"/> Yes* <input checked="" type="checkbox"/> No | Unit Packaging <input type="checkbox"/> Yes <input checked="" type="checkbox"/> No | Water Soluble Packaging <input type="checkbox"/> Yes <input checked="" type="checkbox"/> No | | <input type="checkbox"/> Metal | <input checked="" type="checkbox"/> Plastic |
| * Certification must be submitted | | If "Yes" Unit Packaging wgt. | No. per container | <input type="checkbox"/> Glass | <input type="checkbox"/> Paper |
| | | If "Yes" Package wgt. | No. per Container | <input type="checkbox"/> Other (Specify) _____ | |
| 3. Location of Net Contents Information <input checked="" type="checkbox"/> Label <input type="checkbox"/> Container | | 4. Size(s) Retail Container 1 pint, 1 quart, 2 quarts, 1 gallon | | 5. Location of Label Directions <input checked="" type="checkbox"/> On Label <input type="checkbox"/> On Labeling accompanying product | |
| 6. Manner in Which Label is Affixed to Product <input type="checkbox"/> Lithograph <input type="checkbox"/> Other _____ <input checked="" type="checkbox"/> Paper glued <input type="checkbox"/> Stenciled | | | | | |

Section - IV

| | | | | | |
|---|--|---|--|---|--|
| 1. Contact Point (Complete items directly below for identification of individual to be contacted, if necessary, to process this application.) | | | | | |
| Name James L. Kunstman, Ph.D. | | Title Director of Regulatory Services | | Telephone No. (Include Area Code) 816-450-6292 | |
| Certification I certify that the statements I have made on this form and all attachments thereto are true, accurate and complete. I acknowledge that any knowingly false or misleading statement may be punishable by fine or imprisonment or both under applicable law. | | | | 6. Date Application Received (Stamped) _____ | |
| 2. Signature | | 3. Title Director of Regulatory Services | | | |
| 4. Typed Name James L. Kunstman, Ph.D. | | 5. Date October 5, 2009 | | | |


Certification with Respect to Label Integrity

version: 9/11/02

I certify that the information (including, but not limited to, text, tables, and graphics) contained in the electronic file identified below by file name and submitted with this certification is the same information as that on the paper copies of these documents included with this submission.

| PROPOSED LABEL | | |
|--------------------|-----------------------|--------------------------------------|
| EPA Registration # | Date Submitted to EPA | Electronic file name |
| 2217-896 | 10/5/2009 | 002217-00896.20090812.notif-proposed |

I certify that the statements that I have made on this form are true, accurate, and complete. I acknowledge that any knowingly false or misleading statements may be punishable by fine or imprisonment or both under applicable law.




Signature

10/05/2009

Date

James L. Kunstman, Ph.D.
Name (typed)

Director, Regulatory Services
Title



14/4

[Note to Reviewer: this label was submitted as a Notification on August 12, 2009. No subsequent changes have been made to this label. Notification of October 5 is for Additional Brand Name only.]

EH-1437 HERBICIDE

NOTIFICATION

DEC 15 2009

EPA Reg. No. 2217-896

ACTIVE INGREDIENT:

| | |
|-----------------------------------|---------------|
| 2,4-D, dimethylamine salt | 6.42% |
| Quinclorac | 2.13% |
| Dicamba, dimethylamine salt | 0.60% |
| INERT INGREDIENTS: | <u>90.85%</u> |
| TOTAL | 100.00% |

THIS PRODUCT CONTAINS:

- 0.456 lb 2,4-dichlorophenoxyacetic acid equivalent per gallon or 5.33%
 - 0.182 lb 3,7-dichloro-8-quinolinecarboxylic acid per gallon or 2.13%
 - 0.043 lb 3,6-dichloro-o-anisic acid equivalent per gallon or 0.50%
- Isomer Specific By AOAC Methods.

Note: If the design, format, or small size of the container labels makes it impractical to present the entire ingredient statement on the front panel, then add a referral statement and present this substatement on the back panel: "See back panel for substatement of ingredient statement".

KEEP OUT OF REACH OF CHILDREN

CAUTION

STOP! READ THE ENTIRE LABEL FIRST. OBSERVE ALL PRECAUTIONS AND FOLLOW DIRECTIONS CAREFULLY.

PRECAUTIONARY STATEMENTS

Hazards to Humans and Domestic Animals

CAUTION: Causes moderate eye irritation. Avoid contact with eyes, skin or clothing. Harmful if swallowed. When using this product, wear long-sleeved shirt, long pants, socks, shoes, and rubber gloves.

Wash thoroughly with soap and water after handling and before eating, drinking, chewing gum or using tobacco. After using this product, rinse gloves before removing, remove clothing and launder separately before reuse, and promptly and thoroughly wash hands and exposed skin with soap and water. Remove saturated clothing as soon as possible and shower.

User Safety Recommendations

- Users should wash hands before eating, drinking, chewing gum, using tobacco, or using the toilet.
- Users should remove clothing/PPE immediately if pesticide gets inside. Then wash thoroughly and put on clean clothing. If pesticide gets on skin, wash immediately with soap and water.
- Users should remove PPE immediately after handling this product. Wash the outside of gloves before removing. As soon as possible, wash thoroughly and change into clean clothing.



| First Aid | |
|---|--|
| If in eyes: | <ul style="list-style-type: none"> • Hold eye open and rinse slowly and gently with water for 15-20 minutes. Remove contact lenses, if present, after the first minutes, then continue rinsing eye. • Call a poison control center or doctor for treatment advice. |
| If swallowed: | <ul style="list-style-type: none"> • Call a poison control center or doctor immediately for treatment advice. • Have person sip a glass of water if able to swallow. • Do not induce vomiting unless told to by a poison control center or doctor. • Do not give anything by mouth to an unconscious person. |
| Have the product container or label with you when calling a poison control center or doctor or going for treatment. You may also contact 1-877-800-5556 for emergency medical treatment advice. | |

Environmental Hazards

This pesticide is toxic to fish and aquatic invertebrates. Do not apply directly to water, to areas where surface water is present, or to intertidal areas below the mean high water mark. Drift and runoff may be hazardous to aquatic organisms in water adjacent to treated areas. Do not contaminate water when disposing of equipment wash waters or rinsate.

This chemical has properties and characteristics associated with chemicals detected in groundwater. The use of this chemical in areas where soils are permeable, particularly where the water table is shallow, may result in groundwater contamination. Application around a cistern or well may result in contamination of drinking water or groundwater.

[Environmental Hazards (alternate per PRN 2008-1)]

This pesticide is toxic to fish and aquatic invertebrates. Drift and runoff may be hazardous to aquatic organisms in water adjacent to treated areas. To protect the environment, do not allow pesticide to enter or run off into storm drains, drainage ditches, gutters or surface waters. Applying this product in calm weather when rain is not predicted for the next 24 hours will help to ensure that wind or rain does not blow or wash pesticide off the treatment area. Sweeping any product that lands on a driveway, sidewalk, or street, back onto the treated area of the lawn or garden will help to prevent run off to water bodies or drainage systems.

This chemical has properties and characteristics associated with chemicals detected in groundwater. The use of this chemical in areas where soils are permeable, particularly where the water table is shallow, may result in groundwater contamination. Application around a cistern or well may result in contamination of drinking water or groundwater.

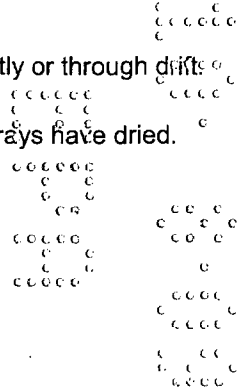
DIRECTIONS FOR USE

It is a violation of Federal law to use this product in a manner inconsistent with its labeling.

GENERAL PRECAUTIONS AND RESTRICTIONS:

- Do not apply this product in a way that will contact any person or pet, either directly or through drift. Keep people and pets out of the area during application.
- [Optional Icon] Do not allow people or pets to enter the treated area until sprays have dried.

SHAKE WELL BEFORE USING



PRODUCT FACTS:

What It Does: Kills major broadleaf and troublesome grass weeds including dandelion, chickweed and clover as well as crabgrass and foxtail. (See inside for complete list)

Where to Use: Lawns: Kills the weeds not the lawn when used as directed. (icon weeds)

When to Use: Apply when daytime temperatures are below 90°F.

Questions & Comments: (icon phone) (icon computer)
Call 1-800-xxx-xxxx or Visit our Website at www.companyname.com

HOW IT WORKS:

EH-1437 Herbicide contains three proven weed killers that target lawn weeds and crabgrass. This herbicide enters the lawn weeds through their leaves and moves throughout the plant to provide control. And lawns listed on this label will not be harmed when used as directed.

WHERE TO USE:

EH-1437 Herbicide can be applied to residential lawns with the following turfgrass species:

| Lawns To Be Treated: | |
|---|--|
| Cool Season Turfgrass | Warm Season Turfgrass |
| Kentucky bluegrass Ryegrass, perennial and annual Tall fescue Mixtures of cool season grasses containing fine fescues (red, hard and chewings) | Bermudagrass ¹ , common and hybrid Zoysiagrass Buffalograss |
| ¹ Application to bermudagrass may cause temporary yellowing or discoloration but full recovery can be expected. Do not apply to bermudagrass when daytime temperatures exceed 85° F. | |

DO NOT apply EH-1437 Herbicide to the following:

| |
|--|
| Bahiagrass Bentgrass, colonial and creeping Carpetgrass Centipedegrass Dichondra Gardens including vegetables, fruit trees, vines and berries Ornamental plants (flowers, trees, groundcovers, landscape beds and shrubs) Seashore paspalum St. Augustinegrass Turfgrass species that are not listed on this label. |
|--|

GRASS AND BROADLEAF WEEDS CONTROLLED:

A partial list is presented below:

| GRASS WEEDS | | | |
|-----------------------------|-----------------------------------|------------------------|-----------------------|
| Crabgrass, large and smooth | Foxtail, green, yellow and giant | Signalgrass, broadleaf | |
| BROADLEAF WEEDS | | | |
| Annual yellow sweetclover | Cocklebur | Mustard | Spiny cocklebur |
| Aster | Common mullein | Narrowleaf plantain | Spiny sowthistle |
| Austrian fieldcress | Creeping Jenny (Creeping Charlie) | Narrowleaf vetch | Spotted cats ear |
| Bedstraw | Cudweed | Nettle | Spotted spurge |
| Beggarticks | Curly dock | Orange hawkweed | Spurweed |
| Betony, Florida | Daisy, English | Oriental cocklebur | Stinging nettle |
| Bindweed, field | Daisy fleabane | Oxalis | Strawberry india mock |
| Bird vetch | Daisy, oxeye | Parsley-piert | Tall nettle |
| Bitter wintercress | Dandelion | Parsnip | Tall vervain |
| Bittercress, hairy | | Pearlwort | Tansy ragwort |

| | | | |
|----------------------|-------------------|-----------------------------|---|
| Bitterweed | Dichondra | Pennycress | Tansy mustard |
| Black-eyed Susan | Dogbane | Pennywort | Tanweed |
| Black medic | Dogfennel | Peppergrass | Thistle |
| Black mustard | Dollarweed | Pepperweed | Trailing crownvetch |
| Blackseed plantain | Elderberry | Pigweed | Tumble mustard |
| Blessed thistle | False dandelion | Pineywoods bedstraw | Tumble pigweed |
| Bloodflower milkweed | Falseflax | Plains coreopsis (tickseed) | Velvetleaf |
| Blue lettuce | False sunflower | Plantain | Venice mallow |
| Blue vervain | Fiddleneck | Poison ivy | Virginia buttonweed |
| Bracted plantain | Florida pusley | Poison oak | Virginia creeper |
| Brassbuttons | Frenchweed | Pokeweed | Virginia pepperweed |
| Bristly oxtongue | Galinsoga | Poorjoe | Water pennywort |
| Broadleaf dock | Goathead | Prairie sunflower | Wavyleaf bullthistle |
| Broadleaf plantain | Goldenrod | Prickly lettuce | Western clematis |
| Broomweed | Ground ivy | Prickly sida | Western salsify |
| Buckhorn | Gumweed | Prostrate knotweed | White mustard |
| Buckhorn plantain | Hairy fleabane | Prostrate pigweed | Wild aster |
| Bulbous buttercup | Hawkweed | Prostrate spurge | Wild buckwheat |
| Bull thistle | Healall | Prostrate vervain | Wild carrot |
| Bullnettle | Heartleaf drymary | Puncturevine | Wild four-o'clock |
| Burclover | Heathaster | Purslane, common | Wild garlic |
| Burdock | Hedge bindweed | Ragweed | Wild geranium |
| Burning nettle | Hedge mustard | Red sorrel | Wild lettuce |
| Burweed | Hemp | Redroot pigweed | Wild marigold |
| Buttercup | Henbit | Redstem filaree | Wild mustard |
| Buttonweed | Hoary cress | Rough cinquefoil | Wild onion |
| Canada thistle | Hoary plantain | Rough fleabane | Wild parsnip |
| Carolina geranium | Hoary vervain | Russian pigweed | Wild radish |
| Carpetweed | Horsenettle | Russian thistle | Wild rape |
| Catchweed bedstraw | Jimsonweed | Scarlet pimpernel | Wild strawberry |
| Catnip | Knawel | Scotch thistle | Wild sweet potato |
| Catsear | Knotweed | Sheep sorrel | Wild vetch |
| Chickweed, common | Kochia | Shepherdspurse | Wild violet |
| Chickweed, mouseear | Lambsquarters | Slender plantain | Woodsorrel |
| Chicory | Lespedeza | Smallflower galinsoga | Woolly croton |
| Cinquefoil | Mallow | Smooth dock | Woolly morningglory |
| Clover, crimson | Matchweed | Smooth pigweed | Woolly plantain |
| Clover, hop | Mexicanweed | Sorrel | Wormseed |
| Clover, red | Milk vetch | Sowthistle | Yarrow |
| Clover, strawberry | Morningglory | Spanishneedles | Yellow rocket |
| Clover, sweet | Mouseear hawkweed | Speedwell | Yellowflower pepperweed and other broadleaf weeds |
| Clover, white | Mugwort | Spiny amaranth | |
| Cockle | Musk thistle | | |

WHEN TO USE:

Apply this product when weeds are small and actively growing.

| Weed species | Season | Timing | Maximum number of applications ¹ | Application interval, days | Comments |
|---|-------------------------|--|---|----------------------------|--|
| Crabgrass (large and smooth): | Spring | From crabgrass emergence until the crabgrass is 3 to 4 inches in height | 2 | 14 | Re-treat at the same rate at 14 days later for dense populations or for continued crabgrass emergence. |
| Foxtail (green, giant and yellow): | Spring and early summer | During the early growth stages or when foxtail is 1 to 4 inches in height. | 2 | 14 | Re-treat at the same rate at 14 days later for dense populations. |

| Weed species | Season | Timing | Maximum number of applications ¹ | Application interval, days | Comments |
|--|-------------------------|---|---|----------------------------|--|
| Broadleaf signalgrass | Spring and early summer | During the early growth stages or during the 3 to 7 leaf stage. | 2 | 14 | Re-treat at the same rate at 14 days later if needed. |
| Dandelion, plantain, buttercup, speedwell, knotweed and other listed broadleaf weeds | Spring | When broadleaf weeds are small and actively growing. | 2 | | Apply when broadleaf weeds are young and actively growing with adequate soil moisture. |
| Henbit, chickweed, white clover, ground ivy, lawn burweed and other listed broadleaf weeds | Fall | When broadleaf weeds are young and actively growing | 2 | | Apply when broadleaf weeds are young and actively growing with adequate soil moisture |

¹The maximum application rate is 6.4 fl.oz. of product per 1,000 sq.ft. per application (1.0 lb 2,4-D acid equivalent per acre per application). The maximum number of broadcast applications is limited to 2 per year. Do not apply more than 2 applications per year. The maximum seasonal rate is 12.8 fl.oz. of product per 1,000 sq.ft. (2.0 lb 2,4-D acid equivalent per acre)

HOW MUCH TO USE:

I. ENTIRE LAWN TREATMENTS WITH DIAL TYPE HOSE-END SPRAYERS

Three Easy Steps To Mix And Apply:

1. FILL

- Determine (Measure) the total lawn area to be sprayed. For rectangular areas, multiply the length by the width to obtain total square feet.
- The application rate for this product is 6.4 fl.oz. of product per 1,000 sq.ft. of lawn. Add an adequate amount of herbicide to the spray bottle to treat the total lawn area, or add 6.4 fl.oz. of product for every 1,000 sq.ft. of lawn area. Over-application or rates above those recommended on this label can cause turf injury.
- Do not add water to the sprayer jar.

2. SET THE DIAL

For hose-end sprayers: Set the dial to the rate per gallon and keep the dial set to this setting while spraying.

The dial setting or rate per gallon for this product is 2.5 oz. of product per gallon of water.

| Types of hose-end sprayers | Dial setting |
|--|-------------------------------|
| Ortho® Dial'N Spray® Hose-End Sprayer | 2.5 oz. |
| Hudson® Hose End Liquid Concentrate Sprayer | 2.5 fl.oz. |
| Gilmour® Dial-A-Mix® Lawn and Garden Sprayer | 15 Teaspoons or 5 tablespoons |

3. SPRAY - Apply evenly over the lawn.

II. ENTIRE LAWN TREATMENTS WITH READY-TO-USE HOSE-END SPRAYERS :

This product may be packaged as a ready-to-use product with no mixing. The retail plastic container is fitted with a sprayer body that delivers spray droplets at a fixed rate.

For READY-TO-USE Hose End Sprayers:

- This retail sprayer bottle will cover the treated areas described below when this product is applied at 6.4 fl.oz. of product per 1,000 sq.ft. Over-application or rates above those recommended on this label can cause turf injury.

Approximate treated areas for four retail container sizes:

| Species | Amount of product to treat approximate area, sq. ft. | | | | |
|---|--|---|---|--------------------------------------|--|
| | Fl.oz./1,000 sq.ft. | 1.0 pt. (16 fl.oz.) sprayer jar or retail container | 1.0 qt. (32 fl.oz.) sprayer jar or retail container | 2.0 qt. (64 fl.oz.) retail container | 1 gallon (128 fl.oz.) retail container |
| Kentucky bluegrass Ryegrass, perennial and annual Tall fescue Mixtures of cool season species Bermudagrass ¹ , common and hybrid Zoysiagrass and Buffalograss | 6.4 fl.oz. /1,000 sq.ft. | 2,500 sq.ft. | 5,000 sq.ft. | 10,000 sq.ft. | 20,000 sq.ft. |
| ¹ Application to bermudagrass may cause temporary yellowing or discoloration but full recovery can be expected. Do not apply to bermudagrass when daytime temperatures exceed 85° F. | | | | | |

Instructions:

- Determine (Measure) the total lawn area to be sprayed. For rectangular areas, multiply the length by the width to obtain total square feet.
- **CONNECT:** Remove bottle cap and screw the spray nozzle onto the bottle. Attach [connect] garden hose to spray nozzle. Turn [rotate] the spray nozzle lever to the "OFF" position.
- **SPRAY:** Turn on water at faucet. Extend hose to the farthest area of lawn [turf] to be treated. To begin spraying, turn [rotate] the spray nozzle lever to the "SPRAY" position. The herbicide mixes automatically with the water. Walk at a steady pace while spraying evenly and working towards the faucet.

Refer to view strip [graduated scale] on side of container to guide coverage. This xx fl.oz. container will treat up to xxxx sq.ft. of turfgrass.

- **FINISH:** To stop spraying, turn [rotate] spray nozzle lever to the "OFF" position. Turn off water at faucet. To relieve pressure, turn [rotate] spray nozzle to the "ON" position and point sprayer away from any desirable plants before disconnecting the sprayer nozzle from the garden hose.

III. HAND-OPERATED SPRAYERS:

For hand-operated sprayers (backpack, knapsack, tank-type or pump-up):

- Apply to actively growing grass and broadleaf weeds during the early growth stages.
- Measure and mix the proper amount of product with water as described below. Mix 2.5 fl.oz. of product with 1 gallon of water to treat 400 sq.ft. of lawn. See below for additional spray preparations
- Spray evenly over the lawn. Spray coverage should be uniform and complete. Over-application or rates above those recommended on this label can cause turf injury.

| Amount of Product to Use, Fluid Ounces | Amount of Water in Sprayer, Gallons | Approximate Treated Area, Square feet |
|--|-------------------------------------|---------------------------------------|
| 2.5 fl.oz. | 1 gallon | 400 sq.ft. |
| 3.75 fl.oz. | 1.5 gallons | 600 sq.ft. |
| 5.0 fl.oz. | 2 gallons | 800 sq.ft. |
| 7.5 fl.oz. | 3 gallons | 1,200 sq.ft. |

Equal measures: 2.5 fl.oz. = 5 Tablespoons. 1 cup = 8 fl.oz. = 1/2 pint.

OR

Measure indicated amount of product and pour into tank. Dilute with water according to the following chart. Adjust the nozzle to deliver coarse spray droplets and treat the area indicated.

| Amount of Product to Use, Fluid Ounces | Amount of Water in Sprayer, Gallons | Area To Treat, Square feet |
|---|--|-------------------------------|
| 2.5 fl.oz. | 1 gallon | 400 sq.ft. |
| 5 fl. fl.oz. | 2 gallons | 800 sq.ft. |
| 7.5 fl.oz. | 3 gallons | 1,200 sq.ft. |

Equal measures: 2.5 fl.oz. = 5 Tablespoons. 1 cup = 8 fl.oz. = 1/2 pint.

IV. ENTIRE LAWN TREATMENTS WITH THE ORTHO READY-SPRAY® SYSTEM:

HOW TO USE THE READY-SPRAY® SYSTEM

Connect:

1. Shake well before using.
2. Connect sprayer to hose.
3. Turn on water.
4. Extend hose to farthest area of the lawn to be treated

Spray:

1. To begin spraying, point nozzle in the direction you want to spray.
2. Bend small plastic tab back and turn knob clockwise to ON position.
3. Spray evenly over measured area.

Finish:

1. To STOP spraying, rotate the knob counterclockwise to the OFF position.
2. Turn off water.
3. Relieve water pressure by bending plastic tab back and turning knob to ON position until water slows to a drip. Then, turn knob back to OFF position.
4. Disconnect sprayer from hose.

V. FOR TANK SPRAYER:

- Add 2.5 fl.oz. per gallon of water for each 400 sq.ft.

For broadcast application: Ortho Dial 'N Spray® Applicator

1. Add 16 fl.oz. of concentrate directly into sprayer jar. DO NOT ADD WATER.
2. Set dial to 2.5 oz.
3. Spray evenly over 2,500 sq.ft.
4. Any unused portion should be poured back into its original container.

[Over-application or rates above those recommended on this label can cause turf injury]

VI. FOR ORTHO WEED-B-GON MAX PLUS CRABGRASS CONTROL [KILLER] SINGLES:

For (Use a) Tank Sprayer:

- Add entire contents (of 1 bottle) (5 oz.) to an empty 2-gallon tank sprayer. Slowly fill with 2 gallons of clean tap water.
- **For Broadcast Application – Ortho® Dial 'N Spray® Applicator**
 1. Set dial to 2.5 oz.
 2. Add entire contents of 1 bottle (5 oz) directly into sprayer jar. DO NOT ADD WATER.
 3. Spray evenly over 800 sq.ft.

[Over-application or rates above those recommended on this label can cause turf injury]

| CULTURAL TIPS AND NOTES: | | |
|---------------------------------|--|---|
| When to Apply: | For established lawns For newly seeded areas For newly sodded, sprigged, or plugged areas | <ol style="list-style-type: none"> 1. Apply when daytime temperatures are below 90°F. 2. Apply this product to newly seeded grasses when well-established (approximately 6 weeks after seedling emergence) or after the third mowing. 3. Apply this product 3 to 4 weeks after the sodding, sprigging, or plugging operations. |
| Seeding: | | <ul style="list-style-type: none"> • The treated area can be seeded at 4 weeks after the application of this product. |
| Irrigation: | Non-stressed turfgrass Stress from high temperatures, drought, insects or diseases. | <ul style="list-style-type: none"> • Adequate soil moisture and favorable growing conditions enhance the performance of this product. • Avoid applications of this product when turfgrasses are under stress since injury may result. If dry conditions exist, schedule irrigations (watering) before and after the application. For best results, delay the irrigation until approximately 24 hours after application of this product. |
| Mowing: | | <ul style="list-style-type: none"> • Delay mowing 2 days before and until 2 days after the application of this product. • Do not use clippings from the treated areas as mulch or compost around flowers, ornamentals, trees, or in vegetable gardens. |
| Nontarget plants: | | <ul style="list-style-type: none"> • Do not apply this product to food crops (gardens, fruits and vegetables), forage crops, or ornamental plants including flowers, trees, shrubs, hedges, woody ornamentals, groundcovers established in landscape plantings and other nontarget plants. • Do not spray exposed roots of ornamentals and trees. |

STORAGE AND DISPOSAL
 Do not contaminate water, food, or feed by storage and disposal.

PESTICIDE STORAGE: Keep from freezing. Store in original container in a locked storage area inaccessible to children and pets. Avoid contamination of food or feedstuffs.

DISPOSAL: ~~If Empty—Do not reuse this container. Place in trash or offer for recycling if available. If Partly Filled—Call your local solid waste agency or toll free number (1-800-XXX-XXXX) for disposal instructions. Never place unused product down any indoor or outdoor drain.~~

PESTICIDE DISPOSAL AND CONTAINER HANDLING: Nonrefillable container. Do not reuse or refill this container. ~~If empty:~~ Place in trash or offer for recycling if available. ~~If partly filled:~~ Call your local solid waste agency or www.website.com for disposal instructions. ~~Never place unused product down any indoor or outdoor drain.~~

LIMITED WARRANTY AND DISCLAIMER

FOR USE ONLY AS DIRECTED. TO THE EXTENT CONSISTENT WITH APPLICABLE LAW, THE MANUFACTURER NEITHER MAKES NOR INTENDS ANY EXPRESS OR IMPLIED WARRANTIES, INCLUDING ANY WARRANTY OF MERCHANTABILITY OR FITNESS FOR A PARTICULAR PURPOSE, WHICH ARE HEREBY EXPRESSLY DISCLAIMED. IN NO CASE SHALL THE MANUFACTURER BE LIABLE FOR INCIDENTAL, CONSEQUENTIAL, OR SPECIAL DAMAGES RESULTING FROM THE USE OR HANDLING OF THIS PRODUCT. If these terms are not acceptable, return this product unopened immediately to the point of purchase, and the purchase price will be refunded in full. The terms of this Limited Warranty and Disclaimer cannot be varied by any written or verbal statements or agreements at the point of sale or elsewhere.

[OPTIONAL WARRANTY STATEMENT]

The ORTHO Guarantee

If for any reason you are not satisfied with this product, mail us proof of purchase to obtain a full refund of your purchase price.

APPENDIX

1. Statements which may appear on different label components depending on packaging configuration.

- See next panel for additional Precautionary Statements and First Aid
- Net Contents: _____
- EPA Est. No. _____

2. Advertising claims that may be presented on the retail containers of supplemental registrants.

- One quart covers up to 5,000 square feet.
- 1 quart treats [up to] 5,000 sq.ft.
- Keep from freezing.
- Controls crabgrass, dandelion, chickweed, knotweed, henbit, plantain, clover, spurge and many other broadleaf lawn weeds including those shown on the side panel.
- Kills even the tough weeds...roots and all!
- Controls even the tough weeds...roots and all!
- Kills the root.
- Water based.
- Won't harm lawn grass when used according to label directions.
- Kills lawn weeds plus crabgrass.
- Kills [Controls] 200+ broadleaf weeds.
- Kills the weeds not the lawn
- Attach to [garden] hose and spray
- Simple to use
- Easy to use
- Easy to mix
- Proven performance
- For home lawn care
- Won't harm lawn grass when used as directed.
- Controls (Number) weeds!
- Mixes with Water - Concentrate
- Kill crabgrass & [any listed weed(s)] too!

CONTROLS

SENSITIVE WEEDS: Crabgrass, Bedstraw, Black Medic, Buckhorn, Chickweed, Clover, Dandelion, Knotweed, Lambsquarters, Peppergrass, Plantain, Purslane, Ragweed and Wild Lettuce.

HARD-TO-KILL WEEDS: Chicory, Creeping Charlie, Creeping Jenny, Dock, Ground Ivy, Heal-All, Lespedeza, Mallow, Morningglory, Oxalis, Pigweed, Poison Ivy, Poison Oak, Sheep Sorrel, Speedwell, Spurge, Wild Carrot, Wild Onion, Yarrow and other broadleaf weeds.

- Kills Lawn Weeds plus Crabgrass in One Step
- Kills Over 200 Lawn Weeds Plus Crabgrass in One Easy Step
- Kills Crabgrass plus Broadleaf Weeds
- Kills Listed Weeds
- Kills Hard-to-Control Weeds
- Systemic [Herbicide] [Activity]
- Kills Both Broadleaf and Grass Weeds
- [Also] Kills [Dandelion], [Crabgrass], [Clover], plus 200 Other [Listed] Weeds [As Listed]
- **New!**

- Three-in-One Product that Kills Crabgrass & Broadleaf Weeds
- Kills both Crabgrass & Broadleaf weeds
- Proprietary Formula that Kills Both Crabgrass and Broadleaf Weeds
- Effectively Kills Both Broadleaf and Certain Weed Grasses
- [XX] [Pint, Quart, etc] Treats Up To [YYYY] Sq. Ft.
- Local Solutions for Local Problems
- For more Lawn and Garden Products Visit [www.website.com]

For any of the ORTHO Products:

- Makes more than XX Gallon!
- Kills Even Tough Weeds – Roots & All
- Lawn Weed & Crabgrass Killer
- Kills Dandelions, Clover, and Other Broadleaf Weeds! Plus Kills Crabgrass and Other grass Weeds!
- Kills the Toughest Weeds in these Lawns (any lawn listed on label)
- Open Resealable Label for Directions & Precautions (Press to Reseal)
- People or pets may reenter treatment area after spray has dried.
- Ready-Spray
- Do Not Use on St. Augustine Lawns
 - Ortho Weed-B-Gon MAX Concentrate Plus Crabgrass Control [Killer]
 - Kills Weeds, Not Lawns(TM)
 - For [Use on] Lawns
 - ORTHO & Your Environment - Your yard is a place for your family and pets to enjoy. That's why ORTHO products are designed with care to provide effective solutions to weed problems. For best results please follow instructions for appropriate usage, storage and disposal.
- Kills Over 200 Lawn Weeds plus [including] Crabgrass [in one easy step.
- Guaranteed [Results]
- See Ortho.com for complete Spanish Translation.
- DO NOT use on St. Augustine, including Floratam species.
- NOTICE: Buyer assumes all risks of use, storage, or handling of this product not in accordance with directions
- Rainfast in 1 Hour
- Kills Major [Lawn] Broadleaf Weeds
- Rainproof in 1 Hour

For ORTHO Weed-B-Gon MAX Plus Crabgrass Control [Killer] Singles:

- NET 5 FL.OZ.
- Pre-Measured Concentrate Bottles
- Treats 5,000 sq.ft.
- No Measuring, No Mess
- Weed-B-Gon® Max(TM) Singles makes using concentrates easier than ever. No more measuring and no more mess. Mix (contents) (each pre-measured bottle) with two gallons of water to deliver consistent results. And its' revolutionary formula won't harm your lawn - Guaranteed.
- Designed for tank sprayers
- 1 bottle makes 2 gallons

3. Trademark acknowledgements

- Ortho® Dial'N Spray® Hose-End Sprayer is a registered trademark of The ORTHO Group.
- Hudson® Hose End Liquid Concentrate Sprayer is a registered trademark of the H.D. Hudson Manufacturing Company.
- Gilmour® Dial-A -Mix® Lawn and Garden Sprayer is a registered trademark of the Gilmour Manufacturing Company.
- Trimec® is registered trademark of PBI/Gordon Corporation

14
14

DOCUMENT CONTROL INFORMATION

1. **Unique Label Identifier:** 002217-00896.20090812.notif-proposed.doc
2. **Reason for Issue:** PRN 2008-1, PRN 2007-4, ad claims