

2217-896

12-04-2009

1/16



UNITED STATES ENVIRONMENTAL PROTECTION AGENCY
WASHINGTON, D.C. 20460

OFFICE OF
PREVENTION, PESTICIDES AND
TOXIC SUBSTANCE

James L. Kunstman, Ph.D.
Director of Regulatory Services
PBI/Gordon Corporation
P.O. Box 014090
Kansas City, Missouri 64101

DEC 4 2009

Subject: Notification(s) for Label Revisions under PRN 2008-1, 2007-4, and 98-10

- 1. **Alternate Brand Names (ABN)**
 - 1. Gordon's Trimec Crabgrass Plus Lawn Weed killer Ready Spray
 - 2. Gordon's Trimec Crabgrass Plus Lawn Weed Killer Concentrate
- 2. Addition of advertising claims

Dear Dr. Kunstman:

The Agency is in receipt of your Application(s) for Pesticide Notification under Pesticide Registration Notices (PRN) 2008-1, 2007-4, and 98-10 dated August 12, 2009 for:

EPA Registration 2217-896 EH-1437 Herbicide


The Registration Division (RD) has conducted a review of the request(s) for applicability under PRN 2008-1, 2007-4, and 98-10 and finds that the label changes requested fall within the scope of PRN 2008-1, 2007-4, and 98-10. The label has been date-stamped "Notification" and will be placed in our records.

Please be reminded that 40 CFR Part 156.140(a)(4) requires that a batch code, lot number, or other code identify the batch of the pesticide distributed and sold be placed on nonrefillable containers. The code may appear either on the label (and can be added by non-notification/PR Notice 98-10) or durably marked on the container itself.

If you have any questions, please contact me directly at 703-305-6249 or Nicole Williams of my staff at 703-308-5551.

Sincerely,

Linda Arrington
Notifications & Minor Formulations Team Leader
Registration Division (7505P)
Office of Pesticide Programs

	United States Environmental Protection Agency Washington, DC 20460	<input type="checkbox"/> Registration <input type="checkbox"/> Amendment <input checked="" type="checkbox"/> Other	OPP Identifier Number
----------------------------------------------------------------------------------	---------------------------------------------------------------------------------	--------------------------------------------------------------------------------------------------------------------------	-----------------------

Application for Pesticide - Section I

1. Company/Product Number <p style="text-align: center;">2217-896</p>	2. EPA Product Manager <p style="text-align: center;">Joanne I. Miller</p>	3. Proposed Classification <input checked="" type="checkbox"/> None <input type="checkbox"/> Restricted
4. Company/Product (Name) <p style="text-align: center;">EH 1437 Herbicide</p>	PM# <p style="text-align: center;">Product Manager—Team 23</p>	
5. Name and Address of Applicant (Include ZIP Code) PBI/Gordon Corporation Post Office Box 014090 Kansas City, Missouri 64101 <input type="checkbox"/> Check if this is a new address	6. Expedited Review. In accordance with FIFRA Section 3(c)(3) (b)(i), my product is similar or identical in composition and labeling to: EPA Reg. No. _____ Product Name _____	

Section - II

<input type="checkbox"/> Amendment - Explain below. <input type="checkbox"/> Resubmission in response to Agency letter dated _____ <input checked="" type="checkbox"/> Notification - Explain below.	<input type="checkbox"/> Final printed labels in response to Agency letter dated _____ <input type="checkbox"/> "Me Too" Application. <input type="checkbox"/> Other - Explain below.
------------------------------------------------------------------------------------------------------------------------------------------------------------------------------------------------------------	---------------------------------------------------------------------------------------------------------------------------------------------------------------------------------------------

NOTIFICATION
DEC - 4 2009

Explanation: Use additional page(s) if necessary. (For section I and Section II.)

Labeling notifications according to Pesticide Registration Notices (PRN) 98-10, 2007-4 and 2008-1.


Please refer to cover letter for details and certification statements

e-mail to jkunstman@pbigordon.com FAX: 816-421-2731

Section - III

1. Material This Product Will Be Packaged In:				2. Type of Container	
Child-Resistant Packaging <input type="checkbox"/> Yes* <input checked="" type="checkbox"/> No	Unit Packaging <input type="checkbox"/> Yes <input checked="" type="checkbox"/> No	Water Soluble Packaging <input type="checkbox"/> Yes <input checked="" type="checkbox"/> No		<input type="checkbox"/> Metal <input checked="" type="checkbox"/> Plastic <input type="checkbox"/> Glass <input type="checkbox"/> Paper <input type="checkbox"/> Other (Specify) _____	
* Certification must be submitted		If "Yes" Unit Packaging wgt. No. per container	If "Yes" Package wgt. No. per Container		
3. Location of Net Contents Information <input checked="" type="checkbox"/> Label <input type="checkbox"/> Container		4. Size(s) Retail Container 1 pint, 1 quart, 2 quarts, 1 gallon		5. Location of Label Directions <input checked="" type="checkbox"/> On Label <input type="checkbox"/> On Labeling accompanying product	
6. Manner in Which Label is Affixed to Product <input type="checkbox"/> Lithograph <input type="checkbox"/> Other _____ <input checked="" type="checkbox"/> Paper glued <input type="checkbox"/> Stenciled					

Section - IV

1. Contact Point (Complete items directly below for identification of individual to be contacted, if necessary, to process this application.)		
Name <p style="text-align: center;">James L. Kunstman, Ph.D.</p>	Title <p style="text-align: center;">Director of Regulatory Services</p>	Telephone No. (Include Area Code) <p style="text-align: center;">816-460-6292</p>
Certification I certify that the statements I have made on this form and all attachments thereto are true, accurate and complete. I acknowledge that any knowingly false or misleading statement may be punishable by fine or imprisonment or both under applicable law.		6. Date Application Received (Stamped)
2. Signature 	3. Title <p style="text-align: center;">Director of Regulatory Services</p>	
4. Typed Name <p style="text-align: center;">James L. Kunstman, Ph.D.</p>	5. Date <p style="text-align: center;">August 12, 2009</p>	


Certification with Respect to Label Integrity

version: 9/11/02

I certify that the information (including, but not limited to, text, tables, and graphics) contained in the electronic file identified below by file name and submitted with this certification is the same information as that on the paper copies of these documents included with this submission.

PROPOSED LABEL		
EPA Registration #	Date Submitted to EPA	Electronic file name
2217-896	8/12/2009	002217-00896.20090812.notif-proposed

I certify that the statements that I have made on this form are true, accurate, and complete. I acknowledge that any knowingly false or misleading statements may be punishable by fine or imprisonment or both under applicable law.



Signature

08/12/2009

Date

James L. Kunstman, Ph.D.

Name (typed)

Director, Regulatory Services

Title

✓ 4/16

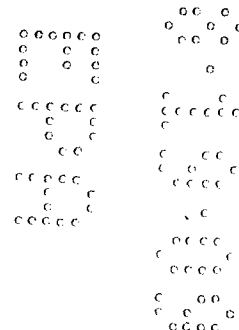
August 12, 2009

Document Processing Desk (PRN)
Office of Pesticide Programs (7504P)
U.S. Environmental Protection Agency
Room S-4900, One Potomac Yard
2777 South Crystal Drive
Arlington, VA 22202-4501

Attn: Ms. Joanne I. Miller (PM-23)

Dear Ms. Miller:

**Subject: Labeling notifications according to Pesticide Registration Notices
(PRN) 98-10, 2007-4 and 2008-1.
EH 1437 Herbicide (EPA Reg. No. 2217-896)**



I. Labeling notification per Pesticide Registration Notice (PRN) 2007-4:

1. We ask to revise the disposal instructions and to adopt the exact language of Pesticide Registration Notice (PRN 2007-4), Labeling Revisions Required by the Final Rule "Pesticide Management and Disposal: Standards for Pesticide Containers and Containment." Please refer to page 8 of the draft labeling.
2. **Certification:** This notification is consistent with the guidance PR Notice 2007-4 and the requirements of EPA's regulations at 40 CFR 156.10, 156.140, 156.144, 156.146, and 156.156. No other changes have been made to the labeling or the confidential statement of formula of this product. I understand that it is a violation of 18 U.S.C. Sec. 1001 to willfully make any false statement to the EPA. I further understand that if this amended labeling is not consistent with the terms of 40 CFR 156.10, 156.140, 156.144, 156.146, and 156.156, this product may be in violation of FIFRA and I may be subject to enforcement action and penalties under Section 12 and 14 of FIFRA.

II. Labeling notification for Pesticide Registration Notice (PRN) 2008-1

1. We ask to revise the environmental hazards section of the labeling and to adopt the exact language of (PRN) Pesticide Registration Notice (PRN 2008-1), Environmental Hazard Labeling Statements on Outdoor Residential Use. Please refer to page 2 for the annotated text.

- 2. **Certification:** This notification is consistent with the guidance PR Notice 2008-1 and the requirements of EPA's regulations at 40 CFR 156.10, 156.80, and 40 CFR 152.46, and no other changes have been made to the labeling or the confidential statement of formula of this product. I understand that it is a violation of 18 U.S.C. Sec. 1001 to willfully make any false statement to the EPA. I further understand that if this notification is not consistent with the guidance of PRN 2008-1 and the requirements of 40 CFR 156.10, 40 CFR 156.80, and 40 CFR 152.46, this product may be in violation of FIFRA and I may be subject to enforcement action and penalties under Section 12 and 14 of FIFRA.

III. Labeling notification per PRN 98-10: Notifications Non-notifications and Minor Formulation Amendments.


- 1. We ask to include advertising claims in the appendix. Please refer to pages 11-12 for the annotated text.
- 2. We are requesting to add two (2) alternate brand names.
 - a. Gordon's Trimec Crabgrass Plus Lawn Weed Killer Ready Spray
 - b. Gordon's Trimec Crabgrass Plus Lawn Weed Killer Concentrate
- 3. **Certification:** This notification is consistent with the provisions of PR Notice 98-10 and EPA regulations at 40 CFR 152.46, and no other changes have been made to the labeling or the confidential statement of formula of this product. I understand that it is a violation of 18 U.S.C. Sec. 1001 to willfully make any false statement to the EPA. I further understand that if this notification is not consistent with the terms of PR Notice 98-10 and 40 CFR 152.46, this product may be in violation of FIFRA and I may be subject to enforcement action and penalties under Section 12 and 14 of FIFRA.

IV. Enclosures:

- 1. Application for Pesticide Amendment (EPA Form 8570-1)
- 2. One (1) copy of the draft labeling

If you have any questions, please call me at 816-460-6292 or contact me at jkunstman@pbigordon.com.

Sincerely,



James L. Kunstman, Ph.D.
 Director of Regulatory Services

First Aid	
If in eyes:	<ul style="list-style-type: none"> • Hold eye open and rinse slowly and gently with water for 15-20 minutes. Remove contact lenses, if present, after the first minutes, then continue rinsing eye. • Call a poison control center or doctor for treatment advice.
If swallowed:	<ul style="list-style-type: none"> • Call a poison control center or doctor immediately for treatment advice. • Have person sip a glass of water if able to swallow. • Do not induce vomiting unless told to by a poison control center or doctor. • Do not give anything by mouth to an unconscious person.
<p>Have the product container or label with you when calling a poison control center or doctor or going for treatment. You may also contact 1-877-800-5556 for emergency medical treatment advice.</p>	

Environmental Hazards

This pesticide is toxic to fish and aquatic invertebrates. Do not apply directly to water, to areas where surface water is present, or to intertidal areas below the mean high water mark. Drift and runoff may be hazardous to aquatic organisms in water adjacent to treated areas. Do not contaminate water when disposing of equipment wash waters or rinsate.

This chemical has properties and characteristics associated with chemicals detected in groundwater. The use of this chemical in areas where soils are permeable, particularly where the water table is shallow, may result in groundwater contamination. Application around a cistern or well may result in contamination of drinking water or groundwater.

[Environmental Hazards (alternate per PRN 2008-1)]

This pesticide is toxic to fish and aquatic invertebrates. Drift and runoff may be hazardous to aquatic organisms in water adjacent to treated areas. To protect the environment, do not allow pesticide to enter or run off into storm drains, drainage ditches, gutters or surface waters. Applying this product in calm weather when rain is not predicted for the next 24 hours will help to ensure that wind or rain does not blow or wash pesticide off the treatment area. Sweeping any product that lands on a driveway, sidewalk, or street, back onto the treated area of the lawn or garden will help to prevent run off to water bodies or drainage systems.

This chemical has properties and characteristics associated with chemicals detected in groundwater. The use of this chemical in areas where soils are permeable, particularly where the water table is shallow, may result in groundwater contamination. Application around a cistern or well may result in contamination of drinking water or groundwater.]

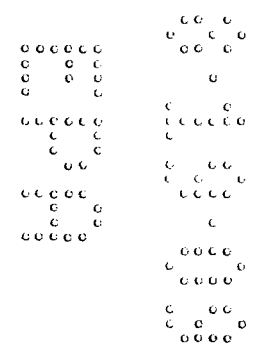
DIRECTIONS FOR USE

It is a violation of Federal law to use this product in a manner inconsistent with its labeling.

GENERAL PRECAUTIONS AND RESTRICTIONS:

- Do not apply this product in a way that will contact any person or pet, either directly or through drift. Keep people and pets out of the area during application.
- [Icon] Optional Icon] Do not allow people or pets to enter the treated area until sprays have dried.

SHAKE WELL BEFORE USING



PRODUCT FACTS:

What It Does: Kills major broadleaf and troublesome grass weeds including dandelion, chickweed and clover as well as crabgrass and foxtail. (See inside for complete list)

Where to Use: Lawns: Kills the weeds not the lawn when used as directed. (icon weeds)

When to Use: Apply when daytime temperatures are below 90°F.

Questions & Comments: (icon phone) (icon computer)
Call 1-800-xxx-xxxx or Visit our Website at www.companyname.com

HOW IT WORKS:
EH-1437 Herbicide contains three proven weed killers that target lawn weeds and crabgrass. This herbicide enters the lawn weeds through their leaves and moves throughout the plant to provide control. And lawns listed on this label will not be harmed when used as directed.

WHERE TO USE:
EH-1437 Herbicide can be applied to residential lawns with the following turfgrass species:

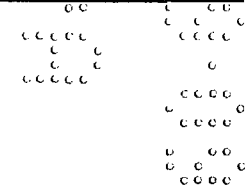
Lawns To Be Treated:	
Cool Season Turfgrass	Warm Season Turfgrass
Kentucky bluegrass Ryegrass, perennial and annual Tall fescue Mixtures of cool season grasses containing fine fescues (red, hard and chewing)	Bermudagrass ¹ , common and hybrid Zoysiagrass Buffalograss
¹ Application to bermudagrass may cause temporary yellowing or discoloration but full recovery can be expected. Do not apply to bermudagrass when daytime temperatures exceed 85° F.	

DO NOT apply EH-1437 Herbicide to the following:

Bahiagrass
Bentgrass, colonial and creeping
Carpetgrass
Centipedegrass
Dichondra
Gardens including vegetables, fruit trees, vines and berries
Ornamental plants (flowers, trees, groundcovers, landscape beds and shrubs)
Seashore paspalum
St. Augustinegrass
Turfgrass species that are not listed on this label.

GRASS AND BROADLEAF WEEDS CONTROLLED:
A partial list is presented below:

GRASS WEEDS			
Crabgrass, large and smooth	Foxtail, green, yellow and giant	Signalgrass, broadleaf	
BROADLEAF WEEDS			
Annual yellow sweetclover	Cocklebur	Mustard	Spiny cocklebur
Aster	Common mullein	Narrowleaf plantain	Spiny sowthistle
Austrian fieldcress	Creeping Jenny (Creeping Charlie)	Narrowleaf vetch	Spotted catsear
Bedstraw	Cudweed	Nettle	Spotted spurge
Beggarticks	Curly dock	Orange hawkweed	Spurweed
Betony, Florida	Daisy, English	Oriental cocklebur	Stinging nettle
Bindweed, field	Daisy fleabane	Oxalis	Strawberry, India mock
Bird vetch	Daisy, oxeye	Parsley-piert	Tall nettle
Bitter wintercress	Dandelion	Parsnip	Tall vervain
Bittercress, hairy		Pearlwort	Tansy ragwort

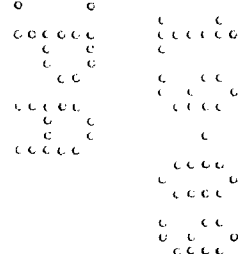


Bitterweed	Dichondra	Pennycress	Tansy mustard
Black-eyed Susan	Dogbane	Pennywort	Tanweed
Black medic	Dogfennel	Peppergrass	Thistle
Black mustard	Dollarweed	Pepperweed	Trailing crownvetch
Blackseed plantain	Elderberry	Pigweed	Tumble mustard
Blessed thistle	False dandelion	Pineywoods bedstraw	Tumble pigweed
Bloodflower milkweed	Falseflax	Plains coreopsis (tickseed)	Velvetleaf
Blue lettuce	False sunflower	Plantain	Venice mallow
Blue vervain	Fiddleneck	Poison ivy	Virginia buttonweed
Bracted plantain	Florida pusley	Poison oak	Virginia creeper
Brassbuttons	Frenchweed	Pokeweed	Virginia pepperweed
Bristly oxtongue	Galinsoga	Poorjoe	Water pennywort
Broadleaf dock	Goathead	Prairie sunflower	Wavyleaf bullthistle
Broadleaf plantain	Goldenrod	Prickly lettuce	Western clematis
Broomweed	Ground ivy	Prickly sida	Western salsify
Buckhorn	Gumweed	Prostrate knotweed	White mustard
Buckhorn plantain	Hairy fleabane	Prostrate pigweed	Wild aster
Bulbous buttercup	Hawkweed	Prostrate spurge	Wild buckwheat
Bull thistle	Healall	Prostrate vervain	Wild carrot
Bullnettle	Heartleaf drymary	Puncturevine	Wild four-o'clock
Burclover	Heathaster	Purslane, common	Wild garlic
Burdock	Hedge bindweed	Ragweed	Wild geranium
Burning nettle	Hedge mustard	Red sorrel	Wild lettuce
Burweed	Hemp	Redroot pigweed	Wild marigold
Buttercup	Henbit	Redstem filaree	Wild mustard
Buttonweed	Hoary cress	Rough cinquefoil	Wild onion
Canada thistle	Hoary plantain	Rough fleabane	Wild parsnip
Carolina geranium	Hoary vervain	Russian pigweed	Wild radish
Carpetweed	Horsenettle	Russian thistle	Wild rape
Catchweed bedstraw	Jimsonweed	Scarlet pimpernel	Wild strawberry
Catnip	Knawel	Scotch thistle	Wild sweet potato
Catsear	Knotweed	Sheep sorrel	Wild vetch
Chickweed, common	Kochia	Shepherdspurse	Wild violet
Chickweed, mouseear	Lambsquarters	Slender plantain	Woodsorrel
Chicory	Lespedeza	Smallflower galinsoga	Woolly croton
Cinquefoil	Mallow	Smooth dock	Woolly morningglory
Clover, crimson	Matchweed	Smooth pigweed	Woolly plantain
Clover, hop	Mexicanweed	Sorrel	Wormseed
Clover, red	Milk vetch	Sowthistle	Yarrow
Clover, strawberry	Morningglory	Spanishneedles	Yellow rocket
Clover, sweet	Mouseear hawkweed	Speedwell	Yellowflower pepperweed and other broadleaf weeds
Clover, white	Mugwort	Spiny amaranth	
Cockle	Musk thistle		

WHEN TO USE:

Apply this product when weeds are small and actively growing.

Weed species	Season	Timing	Maximum number of applications ¹	Application interval, days	Comments
Crabgrass (large and smooth):	Spring	From crabgrass emergence until the crabgrass is 3 to 4 inches in height	2	14	Re-treat at the same rate at 14 days later for dense populations or for continued crabgrass emergence.
Foxtail (green, giant and yellow):	Spring and early summer	During the early growth stages or when foxtail is 1 to 4 inches in height.	2	14	Re-treat at the same rate at 14 days later for dense populations.



Weed species	Season	Timing	Maximum number of applications ¹	Application interval, days	Comments
Broadleaf signalgrass	Spring and early summer	During the early growth stages or during the 3 to 7 leaf stage.	2	14	Re-treat at the same rate at 14 days later if needed.
Dandelion, plantain, buttercup, speedwell, knotweed and other listed broadleaf weeds	Spring	When broadleaf weeds are small and actively growing.	2		Apply when broadleaf weeds are young and actively growing with adequate soil moisture.
Henbit, chickweed, white clover, ground ivy, lawn burweed and other listed broadleaf weeds	Fall	When broadleaf weeds are young and actively growing	2		Apply when broadleaf weeds are young and actively growing with adequate soil moisture

¹The maximum application rate is 6.4 fl.oz. of product per 1,000 sq.ft. per application (1.0 lb 2,4-D acid equivalent per acre per application). The maximum number of broadcast applications is limited to 2 per year. Do not apply more than 2 applications per year. The maximum seasonal rate is 12.8 fl.oz. of product per 1,000 sq.ft. (2.0 lb 2,4-D acid equivalent per acre)

HOW MUCH TO USE:

I. ENTIRE LAWN TREATMENTS WITH DIAL TYPE HOSE-END SPRAYERS

Three Easy Steps To Mix And Apply:

1. FILL

- Determine (Measure) the total lawn area to be sprayed. For rectangular areas, multiply the length by the width to obtain total square feet.
- The application rate for this product is 6.4 fl.oz. of product per 1,000 sq.ft. of lawn. Add an adequate amount of herbicide to the spray bottle to treat the total lawn area, or add 6.4 fl.oz. of product for every 1,000 sq.ft. of lawn area. Over-application or rates above those recommended on this label can cause turf injury.
- Do not add water to the sprayer jar.

2. SET THE DIAL

For hose-end sprayers: Set the dial to the rate per gallon and keep the dial set to this setting while spraying.

The dial setting or rate per gallon for this product is 2.5 oz. of product per gallon of water.

Types of hose-end sprayers	Dial setting
Ortho® Dial'N Spray® Hose-End Sprayer	2.5 oz.
Hudson® Hose End Liquid Concentrate Sprayer	2.5 fl.oz.
Gilmour® Dial-A-Mix® Lawn and Garden Sprayer	15 Teaspoons or 5 tablespoons

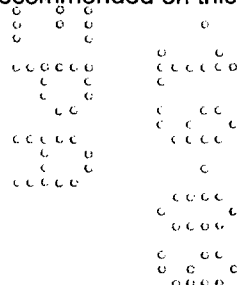
3. SPRAY - Apply evenly over the lawn.

II. ENTIRE LAWN TREATMENTS WITH READY-TO-USE HOSE-END SPRAYERS :

This product may be packaged as a ready-to-use product with no mixing. The retail plastic container is fitted with a sprayer body that delivers spray droplets at a fixed rate.

For READY-TO-USE Hose End Sprayers:

- This retail sprayer bottle will cover the treated areas described below when this product is applied at 6.4 fl.oz. of product per 1,000 sq.ft. Over-application or rates above those recommended on this label can cause turf injury.



Approximate treated areas for four retail container sizes:

Species	Amount of product to treat approximate area, sq. ft.				
	Fl.oz./1,000 sq.ft.	1.0 pt. (16 fl.oz.) sprayer jar or retail container	1.0 qt. (32 fl.oz.) sprayer jar or retail container	2.0 qt. (64 fl.oz.) retail container	1 gallon (128 fl.oz.) retail container
Kentucky bluegrass Ryegrass, perennial and annual Tall fescue Mixtures of cool season species Bermudagrass ¹ common and hybrid Zoysiagrass and Buffalograss	6.4 fl.oz. /1,000 sq.ft.	2,500 sq.ft.	5,000 sq.ft.	10,000 sq.ft.	20,000 sq.ft.

¹Application to bermudagrass may cause temporary yellowing or discoloration but full recovery can be expected. Do not apply to bermudagrass when daytime temperatures exceed 85° F.

Instructions:

- Determine (Measure) the total lawn area to be sprayed. For rectangular areas, multiply the length by the width to obtain total square feet.
- **CONNECT:** Remove bottle cap and screw the spray nozzle onto the bottle. Attach [connect] garden hose to spray nozzle. Turn [rotate] the spray nozzle lever to the "OFF" position.
- **SPRAY:** Turn on water at faucet. Extend hose to the farthest area of lawn [turf] to be treated. To begin spraying, turn [rotate] the spray nozzle lever to the "SPRAY" position. The herbicide mixes automatically with the water. Walk at a steady pace while spraying evenly and working towards the faucet.

Refer to view strip [graduated scale] on side of container to guide coverage. This xx fl.oz. container will treat up to xxxx sq.ft. of turfgrass.

- **FINISH:** To stop spraying, turn [rotate] spray nozzle lever to the "OFF" position. Turn off water at faucet. To relieve pressure, turn [rotate] spray nozzle to the "ON" position and point sprayer away from any desirable plants before disconnecting the sprayer nozzle from the garden hose.

III. HAND-OPERATED SPRAYERS:

For hand-operated sprayers (backpack, knapsack, tank-type or pump-up):

- Apply to actively growing grass and broadleaf weeds during the early growth stages.
- Measure and mix the proper amount of product with water as described below. Mix 2.5 fl.oz. of product with 1 gallon of water to treat 400 sq.ft. of lawn. See below for additional spray preparations
- Spray evenly over the lawn. Spray coverage should be uniform and complete. Over-application or rates above those recommended on this label can cause turf injury.

Amount of Product to Use, Fluid Ounces	Amount of Water in Sprayer, Gallons	Approximate Treated Area, Square feet
2.5 fl.oz.	1 gallon	400 sq.ft.
3.75 fl.oz.	1.5 gallons	600 sq.ft.
5.0 fl.oz.	2 gallons	800 sq.ft.
7.5 fl.oz.	3 gallons	1,200 sq.ft.

Equal measures: 2.5 fl.oz. = 5 Tablespoons. 1 cup = 8 fl.oz. = 1/2 pint.

OR

Measure indicated amount of product and pour into tank. Dilute with water according to the following chart. Adjust the nozzle to deliver coarse spray droplets and treat the area indicated.

Amount of Product to Use, Fluid Ounces	Amount of Water in Sprayer, Gallons	Area To Treat, Square feet
2.5 fl.oz.	1 gallon	400 sq.ft.
5 fl. fl.oz.	2 gallons	800 sq.ft.
7.5 fl.oz.	3 gallons	1,200 sq.ft.

Equal measures: 2.5 fl.oz. = 5 Tablespoons. 1 cup = 8 fl.oz. = 1/2 pint.

**IV. ENTIRE LAWN TREATMENTS WITH THE ORTHO READY-SPRAY® SYSTEM:
HOW TO USE THE READY-SPRAY® SYSTEM**

Connect:

1. Shake well before using.
2. Connect sprayer to hose.
3. Turn on water.
4. Extend hose to farthest area of the lawn to be treated

Spray:

1. To begin spraying, point nozzle in the direction you want to spray.
2. Bend small plastic tab back and turn knob clockwise to ON position.
3. Spray evenly over measured area.

Finish:

1. To STOP spraying, rotate the knob counterclockwise to the OFF position.
2. Turn off water.
3. Relieve water pressure by bending plastic tab back and turning knob to ON position until water slows to a drip. Then, turn knob back to OFF position.
4. Disconnect sprayer from hose.

V. FOR TANK SPRAYER:

- Add 2.5 fl.oz. per gallon of water for each 400 sq.ft.

For broadcast application: Ortho Dial 'N Spray® Applicator

1. Add 16 fl.oz. of concentrate directly into sprayer jar. DO NOT ADD WATER.
2. Set dial to 2.5 oz.
3. Spray evenly over 2,500 sq.ft.
4. Any unused portion should be poured back into its original container.

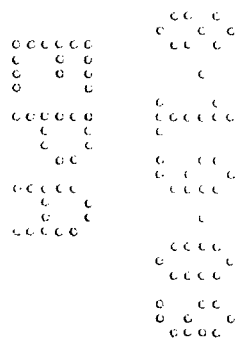
[Over-application or rates above those recommended on this label can cause turf injury]

VI. FOR ORTHO WEED-B-GON MAX PLUS CRABGRASS CONTROL [KILLER] SINGLES:

For (Use a) Tank Sprayer:

- Add entire contents (of 1 bottle) (5 oz.) to an empty 2-gallon tank sprayer. Slowly fill with 2 gallons of clean tap water.
- **For Broadcast Application – Ortho® Dial 'N Spray® Applicator**
 1. Set dial to 2.5 oz.
 2. Add entire contents of 1 bottle (5 oz) directly into sprayer jar. DO NOT ADD WATER.
 3. Spray evenly over 800 sq.ft.

[Over-application or rates above those recommended on this label can cause turf injury]



The ORTHO Guarantee

If for any reason you are not satisfied with this product, mail us proof of purchase to obtain a full refund of your purchase price.

APPENDIX

1. Statements which may appear on different label components depending on packaging configuration.

- See next panel for additional Precautionary Statements and First Aid
- Net Contents: _____
- EPA Est. No. _____

2. Advertising claims that may be presented on the retail containers of supplemental registrants.

- One quart covers up to 5,000 square feet.
- 1 quart treats [up to] 5,000 sq.ft.
- Keep from freezing.
- Controls crabgrass, dandelion, chickweed, knotweed, henbit, plantain, clover, spurge and many other broadleaf lawn weeds including those shown on the side panel.
- Kills even the tough weeds...roots and all!
- Controls even the tough weeds...roots and all!
- Kills the root.
- Water based.
- Won't harm lawn grass when used according to label directions.
- Kills lawn weeds plus crabgrass.
- Kills [Controls] 200+ broadleaf weeds.
- Kills the weeds not the lawn
- Attach to [garden] hose and spray
- Simple to use
- Easy to use
- Easy to mix
- Proven performance
- For home lawn care
- Won't harm lawn grass when used as directed.
- Controls (Number) weeds!
- Mixes with Water - Concentrate
- Kill crabgrass & [any listed weed(s)] too!
- **CONTROLS**

SENSITIVE WEEDS: Crabgrass, Bedstraw, Black Medic, Buckhorn, Chickweed, Clover, Dandelion, Knotweed, Lambsquarters, Peppergrass, Plantain, Purslane, Ragweed and Wild Lettuce.

HARD-TO-KILL WEEDS: Chicory, Creeping Charlie, Creeping Jenny, Dock, Ground Ivy, Heal-All, Lespedeza, Mallow, Morningglory, Oxalis, Pigweed, Poison Ivy, Poison Oak, Sheep Sorrel, Speedwell, Spurge, Wild Carrot, Wild Onion, Yarrow and other broadleaf weeds.

- Kills Lawn Weeds plus Crabgrass in One Step
- Kills Over 200 Lawn Weeds Plus Crabgrass in One Easy Step
- Kills Crabgrass plus Broadleaf Weeds
- Kills Listed Weeds
- Kills Hard-to-Control Weeds
- Systemic [Herbicide] [Activity]
- Kills Both Broadleaf and Grass Weeds
- [Also] Kills [Dandelion], [Crabgrass], [Clover], plus 200 Other [Listed] Weeds [As Listed].



- Three-in-One Product that Kills Crabgrass & Broadleaf Weeds
- Kills both Crabgrass & Broadleaf weeds
- Proprietary Formula that Kills Both Crabgrass and Broadleaf Weeds
- Effectively Kills Both Broadleaf and Certain Weed Grasses
- [XX] [Pint, Quart, etc] Treats Up To [YYYY] Sq.Ft.
- Local Solutions for Local Problems
- For more Lawn and Garden Products Visit [www.website.com]

For any of the ORTHO Products:

- Makes more than XX Gallon!
- Kills Even Tough Weeds – Roots & All
- Lawn Weed & Crabgrass Killer
- Kills Dandelions, Clover, and Other Broadleaf Weeds! Plus Kills Crabgrass and Other grass Weeds!
- Kills the Toughest Weeds in these Lawns (any lawn listed on label)
- Open Resealable Label for Directions & Precautions (Press to Reseal)
- People or pets may reenter treatment area after spray has dried.
- Ready-Spray
- Do Not Use on St. Augustine Lawns
 - Ortho Weed-B-Gon MAX Concentrate Plus Crabgrass Control [Killer]
 - Kills Weeds, Not Lawns(TM)
 - For [Use on] Lawns
 - ORTHO & Your Environment - Your yard is a place for your family and pets to enjoy. That's why ORTHO products are designed with care to provide effective solutions to weed problems. For best results please follow instructions for appropriate usage, storage and disposal.
- Kills Over 200 Lawn Weeds plus [including] Crabgrass [in one easy step.
- Guaranteed [Results]
- See Ortho.com for complete Spanish Translation.
- DO NOT use on St. Augustine, including Floratam species.
- NOTICE: Buyer assumes all risks of use, storage, or handling of this product not in accordance with directions
- Rainfast in 1 Hour
- Kills Major [Lawn] Broadleaf Weeds
- Rainproof in 1 Hour

For ORTHO Weed-B-Gon MAX Plus Crabgrass Control [Killer] Singles:

- NET 5 FL.OZ.
- Pre-Measured Concentrate Bottles
- Treats 5,000 sq.ft.
- No Measuring, No Mess
- Weed-B-Gon® Max(TM) Singles makes using concentrates easier than ever. No more measuring and no more mess. Mix (contents) (each pre-measured bottle) with two gallons of water to deliver consistent results. And its' revolutionary formula won't harm your lawn - Guaranteed.
- Designed for tank sprayers
- 1 bottle makes 2 gallons

3. Trademark acknowledgements

- Ortho® Dial'N Spray® Hose-End Sprayer is a registered trademark of The ORTHO Group.
- Hudson® Hose End Liquid Concentrate Sprayer is a registered trademark of the H.D. Hudson Manufacturing Company.
- Gilmour® Dial-A -Mix® Lawn and Garden Sprayer is a registered trademark of the Gilmour Manufacturing Company.
- Trimec® is registered trademark of PBI/Gordon Corporation



