



UNITED STATES ENVIRONMENTAL PROTECTION AGENCY  
WASHINGTON, D.C. 20460

OFFICE OF  
PREVENTION, PESTICIDES AND  
TOXIC SUBSTANCES

FEB 29 2008

James L. Kunstman, Ph.D.  
Director of Regulatory Services  
PBI/Gordon Corporation  
Post Office Box 014090  
Kansas City, Missouri 64101

RE: Notification to add one Advertising Claims relative to Low Water-Usage Hose-End  
Sprayers which may be included on the labeling of our Subregistrants  
EPA Registration Number: 2217-894  
Submission Dated: January 31, 2008

Dear Dr. Kunstman:

The Agency is in receipt of your Application for Pesticide Notification under Pesticide Registration Notice (PRN) 98-10 dated, January 31, 2008, for the product, EH 1432 Herbicide. The Registration Division (RD) has conducted a review of this request for its applicability under PRN 98-10 and finds that the actions requested fall within the scope of PRN 98-10. The label submitted with the application has been stamped "Notification" and will be placed in our records.

If you have any questions, please call me directly at 703-305-6249 or Joyce Edwards of my staff at 703-308-5479.

Sincerely,

A handwritten signature in black ink, appearing to read "Linda Arrington".

Linda Arrington  
Notifications & Minor Formulations Team Leader  
Registration Division (7505P)  
Office of Pesticide Programs



United States  
Environmental Protection Agency  
Washington, DC 20460

Registration  
 Amendment  
 Other

OPP Identifier Number  
2/25

**Application for Pesticide - Section I**

1. Company/Product Number <b>2217-894</b>	2. EPA Product Manager Joanne I. Miller	3. Proposed Classification <input checked="" type="checkbox"/> None <input type="checkbox"/> Restricted
4. Company/Product (Name) <b>EH-1432 Herbicide</b>	PM# Product Manager—Team 23	
5. Name and Address of Applicant (Include ZIP Code) PBI/Gordon Corporation Post Office Box 014090 Kansas City, Missouri 64101 <input type="checkbox"/> Check if this is a new address	6. Expedited Review. In accordance with FIFRA Section 3(c)(3) (b)(i), my product is similar or identical in composition and labeling to: EPA Reg. No. _____ Product Name _____	

**Section - II**

<input type="checkbox"/> Amendment - Explain below.	<input type="checkbox"/> Final printed labels in response to Agency letter dated _____	<b>NOTIFICATION</b> <b>FEB 29 2008</b>
<input type="checkbox"/> Resubmission in response to Agency letter dated _____	<input type="checkbox"/> "Me Too" Application.	
<input checked="" type="checkbox"/> Notification - Explain below.	<input type="checkbox"/> Other - Explain below.	

Explanation: Use additional page(s) if necessary. (For section I and Section II.)

**NOTIFICATION per Pesticide Registration Notice (PRN) 98-10:**

1. We ask to add several advertising claims relative to low water-usage hose-end sprayers which may be included on the labeling of our subregistrants. These are presented as highlighted text in the Appendix on Page 22 of the enclosed label.

This notification is consistent with the provisions of PR Notice 98-10 and EPA regulations at 40 CFR 152.46, and no other changes have been made to the labeling or Confidential Statement of Formula of this product. I understand that it is a violation of 18 U.S.C Sec. 1001 to willfully make any false statement to the EPA. I further understand that if this notification is not consistent with the terms of PR Notice 98-10 and 40 CFR 152.46, this product may be in violation of FIFRA and I may be subject to enforcement action and penalties under Section 12 and 14 of FIFRA.

**Section - III**

1. Material This Product Will Be Packaged In:						2. Type of Container	
Child-Resistant Packaging <input type="checkbox"/> Yes* <input type="checkbox"/> No	Unit Packaging <input type="checkbox"/> Yes <input type="checkbox"/> No	Water Soluble Packaging <input type="checkbox"/> Yes <input type="checkbox"/> No		<input type="checkbox"/> Metal	<input type="checkbox"/> Plastic	<input type="checkbox"/> Glass	<input type="checkbox"/> Paper
* Certification must be submitted				If "Yes" Unit Packaging wgt.	No. per container	If "Yes" Package wgt.	No. per container
3. Location of Net Contents Information <input type="checkbox"/> Label <input type="checkbox"/> Container		4. Size(s) Retail Container		5. Location of Label Directions <input type="checkbox"/> On Label <input type="checkbox"/> On Labeling accompanying product			
6. Manner in Which Label is Affixed to Product <input type="checkbox"/> Lithograph <input type="checkbox"/> Paper glued <input type="checkbox"/> Stenciled				<input type="checkbox"/> Other _____			

**Section - IV**

1. Contact Point (Complete items directly below for identification of individual to be contacted, if necessary, to process this application.)		
Name James L. Kunstman, Ph.D.	Title Director of Regulatory Services	Telephone No. (include Area Code) 816-460-6292
2. Signature 		6. Date Application Received (Stamped)
3. Title Director of Regulatory Services		
4. Typed Name James L. Kunstman, Ph.D.	5. Date January 31, 2008	


# Certification with Respect to Label Integrity

version: 9/11/02

I certify that the information (including, but not limited to, text, tables, and graphics) contained in the electronic file identified below by file name and submitted with this certification is the same information as that on the paper copies of these documents included with this submission.

PROPOSED LABEL		
EPA Registration #	Date Submitted to EPA	Electronic file name
2217-894	1/31/08	002217-00894.20080131

I certify that the statements that I have made on this form are true, accurate, and complete. I acknowledge that any knowingly false or misleading statements may be punishable by fine or imprisonment or both under applicable law.



Signature

01/31/2008


Date

James L. Kunstman, Ph.D.

Name (typed)

Director, Regulatory Services

Title




# EH-1432 HERBICIDE

## EPA Reg. No. 2217-894

Three sublabels represent the entire master label of EH-1432 Herbicide. Please refer to the appropriate section of the labeling as shown as follows:

<b>Section</b>
<b>Sublabel 1: Intended for all spray equipment used by homeowners</b>
<b>Sublabel 2: Intended for pre-packed hose-end sprayers (also known as ready-sprays)</b>
<b>Sublabel 3: Intended for pump sprayers and hose-end sprayers that require addition of water</b>
<b>Appendix</b>
<b>Document Control Information</b>



FEB 29 2008

**SUBLABEL 1**

**Intended for all spray equipment used by homeowners**

**EH-1432 HERBICIDE**

**EPA Reg. No. 2217-894**

**FOR OUTDOOR RESIDENTIAL USE ONLY**

**ACTIVE INGREDIENT:**

2,4-D, dimethylamine salt .....	4.85%
Quinclorac .....	1.61%
Dicamba, dimethylamine salt.....	0.45%
<b>OTHER INGREDIENTS:</b> .....	<b>93.09%</b>
<b>TOTAL</b> .....	<b>100.00%</b>

**THIS PRODUCT CONTAINS:**

- 0.343 lb. 2,4-dichlorophenoxyacetic acid equivalent per gallon or 4.03%
  - 0.137 lb. 3,7-dichloro-8-quinolinecarboxylic acid per gallon or 1.61%
  - 0.031 lb. 3,6-dichloro-o-anisic acid equivalent per gallon or 0.37%
- Isomer Specific By AOAC Methods.

Note: If the design, format, or small size of the container labels makes it impractical to present the entire ingredient statement on the front panel, then add a referral statement and present this substatement on the back panel: "See back panel for substatement of ingredient statement".

**KEEP OUT OF REACH OF CHILDREN**

**CAUTION**

**STOP! READ THE ENTIRE LABEL FIRST. OBSERVE ALL PRECAUTIONS AND FOLLOW DIRECTIONS CAREFULLY.**

**PRECAUTIONARY STATEMENTS**

**Hazards to Humans and Domestic Animals**

**CAUTION:** Causes moderate eye irritation. Avoid contact with eyes, skin or clothing. Harmful if swallowed. Wash thoroughly with soap and water after handling and before eating, drinking, chewing gum, using tobacco or using the toilet.

<b>First Aid</b>	
<b>If in eyes:</b>	<ul style="list-style-type: none"> <li>• Hold eye open and rinse slowly and gently with water for 15-20 minutes. Remove contact lenses, if present, after the first minutes, then continue rinsing eye.</li> <li>• Call a poison control center or doctor for treatment advice.</li> </ul>

<b>If swallowed:</b>	<ul style="list-style-type: none"> <li>• Call a poison control center or doctor immediately for treatment advice.</li> <li>• Have person sip a glass of water if able to swallow.</li> <li>• Do not induce vomiting unless told to by a poison control center or doctor.</li> <li>• Do not give anything to an unconscious person.</li> </ul>
<p>Have the product container or label with you when calling a poison control center or doctor or going for treatment. You may also contact 1-877-800-5556 for emergency medical treatment advice.</p>	

**Environmental Hazards**

This pesticide is toxic to fish and aquatic invertebrates. Do not apply directly to water, to areas where surface water is present, or to intertidal areas below the mean high water mark except as noted on appropriate labels. Drift and runoff may be hazardous to aquatic organisms in water adjacent to treated areas. Do not contaminate water when disposing of equipment wash waters or rinsate.

This chemical has properties and characteristics associated with chemicals detected in groundwater. The use of this chemical in areas where soils are permeable, particularly where the water table is shallow, may result in groundwater contamination. Application around a cistern or well may result in contamination of drinking water or groundwater.

**DIRECTIONS FOR USE**

It is a violation of Federal law to use this product in a manner inconsistent with its labeling.

**General Precautions and Restrictions:**

- Do not apply this product in a way that will contact any person or pet, either directly or through drift. Keep people and pets out of the area during application.
- Do not allow people or pets to enter the treated area until sprays have dried.

**SHAKE WELL BEFORE USING**

<b>PRODUCT FACTS:</b>
<b>What It Does:</b> Kills major broadleaf and troublesome grass weeds including dandelion, chickweed and clover as well as crabgrass, foxtail, and yellow nutsedge. (See inside for complete list)
<b>Where to Use:</b> Lawns: Kills the weeds not the lawn when used as directed. (icon weeds)
<b>When to Use:</b> Apply when daytime temperatures are between 50° and 90°F (except on Bermudagrass - see below).
<b>Questions &amp; Comments:</b> (icon phone) (icon computer) Call 1-800-xxx-xxxx or Visit our Website at <a href="http://www.companyname.com">www.companyname.com</a>

**HOW IT WORKS:**

EH-1432 Herbicide contains three proven weed killers that target lawn weeds and crabgrass. The herbicides enter the lawn weeds through their leaves and move inside the weeds, even down into the roots. And lawns listed on this label will not be harmed when used as directed.

**WHERE TO USE:**

EH-1432 Herbicide can be applied to the following established turfgrass species:	
<b>Cool season turfgrass</b>	<b>Warm season turfgrass</b>
Kentucky bluegrass	Bermudagrass, common and hybrid
Ryegrass, perennial and annual	Zoysiagrass
Tall fescue	Buffalograss
Bentgrass	

Mixtures of cool season grasses containing fine fescues (red, hard and chewings)	
Application to bermudagrass may cause temporary yellowing or discoloration but full recovery can be expected. Do not apply to bermudagrass when daytime temperatures exceed 85° F.	

DO NOT apply EH-1432 Herbicide to the following:	
<b>Warm season turfgrass</b>	<b>Other areas</b>
St. Augustinegrass	Lawns with desirable clovers or legumes
Bahiagrass	Dichondra
Centipedegrass	Ornamental plants (flowers, trees, groundcovers, landscape beds and shrubs)
Carpetgrass	Turfgrass species that are not listed on this label.
Seashore paspalum	Gardens including vegetables, fruit trees, vines and berries.


**WEEDS CONTROLLED**

**GRASS WEEDS:**

Crabgrass, large and smooth, foxtail, (green, yellow and giant), kikuyugrass, and signalgrass (broadleaf).

**BROADLEAF WEEDS:**

A partial list is presented below:



Annual yellow sweetclover	Cockle	Musk thistle	Spiny amaranth
Aster	Cocklebur	Mustard	Spiny cocklebur
Austrian fieldcress	Common mullein	Narrowleaf plantain	Spiny sowthistle
Bedstraw	Creeping Jenny (Creeping Charlie)	Narrowleaf vetch	Spotted catsear
Beggarticks	Cudweed	Nettle	Spotted spurge
Betony, Florida	Curly dock	Orange hawkweed	Spurweed
Bindweed, field	Daisy, English	Oriental cocklebur	Stinging nettle
Bird vetch	Daisy fleabane	Oxalis	Strawberry, India mock
Bitter wintercress	Daisy, oxeye	Parsley-piert	Tall nettle
Bittercress, hairy	Dandelion	Parsnip	Tall vervain
Bitterweed	Dichondra	Pearlwort	Tansy ragwort
Black-eyed Susan	Dogbane	Pennycress	Tansy mustard
Black medic	Dogfennel	Pennywort	Tanweed
Black mustard	Dollarweed	Peppergrass	Thistle
Blackseed plantain	Elderberry	Pepperweed	Trailing crownvetch
Blessed thistle	False dandelion	Pigweed	Tumble mustard
Bloodflower milkweed	Falseflax	Pineywoods bedstraw	Tumble pigweed
Blue lettuce	False sunflower	Plains coreopsis (tickseed)	Velvetleaf
Blue vervain	Fiddleneck	Plantain	Venice mallow
Bracted plantain	Florida pusley	Poison ivy	Virginia buttonweed
Brassbuttons	Frenchweed	Poison oak	Virginia creeper
Bristly oxtongue	Galinsoga	Pokeweed	Virginia pepperweed
Broadleaf dock	Goathead	Poorjoe	Wavyleaf bullthistle
Broadleaf plantain	Goldenrod	Prairie sunflower	Western clematis
Broomweed	Ground ivy	Prickly lettuce	Western malsify
Buckhorn	Gumweed	Prickly sida	White mustard
Buckhorn plantain	Hairy fleabane	Prostrate knotweed	Wild aster
Bulbous buttercup	Hawkweed	Prostrate pigweed	Wild buckwheat
Bull thistle	Healall	Prostrate spurge	Wild carrot
Bullnettle	Heartleaf drymary	Prostrate vervain	Wild four-o'clock
Burclover	Heathaster	Puncturevine	Wild garlic
Burdock	Hedge bindweed	Purslane, common	Wild geranium
Burning nettle	Hedge mustard	Ragweed	Wild lettuce
Burweed	Hemp	Red sorrel	Wild marigold
Buttercup	Henbit	Redroot pigweed	Wild mustard
Buttonweed	Hoary cress	Redstem filaree	Wild onion
Canada thistle	Hoary plantain	Rough cinquefoil	Wild parsnip
Carolina geranium	Hoary vervain	Rough fleabane	Wild radish
Carpetweed	Horsenettle	Russian pigweed	Wild rape
Catchweed bedstraw	Jimsonweed	Russian thistle	Wild strawberry
Catnip	Knawel	Scarlet pimpernel	Wild sweet potato
Catsear	Knotweed	Scotch thistle	Wild vetch
Chickweed, common	Kochia	Sheep sorrel	Wild violet
Chickweed, mouseear	Lambsquarters	Shepherdspurse	Woodsorrel
Chicory	Lespedeza	Slender plantain	Woolly croton
Cinquefoil	Mallow	Smallflower galinsoga	Woolly morningglory
Clover, crimson	Matchweed	Smooth dock	Woolly plantain
Clover, hop	Mexicanweed	Smooth pigweed	Wormseed
Clover, red	Milk vetch	Sorrel	Yarrow
Clover, strawberry	Morningglory	Sowthistle	Yellow rocket
Clover, sweet	Mouseear hawkweed	Spanishneedles	Yellowflower pepperweed
Clover, white	Mugwort	Speedwell	and other broadleaf weeds

**WHEN TO USE:**

Apply this product when weeds are small and actively growing.

**CRABGRASS (large and smooth):**

- **Spring:** Apply this product from crabgrass emergence until the crabgrass is 3-4 inches in height. This period begins the first time that you can see crabgrass in your lawn. Re-treat at the same rate at 14 days later for dense populations.



**FOXTAIL (GREEN GIANT AND YELLOW):**

- **Spring and early summer:** Apply this product to foxtail during the early growth stages or when foxtail is 1 to 4 inches in height. Re-treat at the same rate at 14 days later for dense populations.

**BROADLEAF WEEDS:**

- **Spring:** Apply when **dandelion, plantain, buttercup, speedwell, knotweed** and other broadleaf weeds are young and actively growing with adequate soil moisture for best results.
- **Fall:** Apply when **henbit, chickweed, white clover, ground ivy, lawn burweed** and other broadleaf weeds are young and actively growing with adequate soil moisture for best results.

**HOW MUCH TO USE:****[Limitations on 2,4-D applications to residential turfgrass]**

The maximum application rate is 8 fl. oz. of product per 1,000 sq.ft. per application (0.93 lbs 2,4-D acid equivalent per acre per application). The maximum number of broadcast applications is limited to 2 per year. The maximum seasonal rate is 16 fl. oz. of product per 1,000 sq.ft. (1.87 lbs 2,4-D acid equivalent per acre), excluding spot treatments.

**1. ENTIRE LAWN TREATMENTS****THREE EASY STEPS TO MIX AND APPLY:**

1. Determine (Measure) the total lawn area to be sprayed. For rectangular areas, multiply the length by the width to obtain total square feet.
2. For hose-end sprayers: Set the dial to the RATE PER GALLON and keep the dial set to this setting while spraying. The RATE PER GALLON for this product is 4 fl.oz. of product per gallon. See instructions below.  
For hand-operated sprayers (backpack sprayers, compression (pump-up) sprayers, knapsack sprayers or tank type): The RATE PER 1,000 SQ.FT. for this product is 8 fl.oz. of product per 1,000 sq.ft. of lawn. Measure and mix the proper amount of product with water as described below.
3. Spray evenly over the lawn.

**For Ortho® Dial'N Spray® Hose-End Sprayer, Hudson® Hose End Liquid Concentrate Sprayer or Gilmour® Dial-a-Mix® Lawn and Garden Sprayer:**

**Set the dial—**

For Ortho® Dial'N Spray® Hose-End Sprayer: Set the dial on 4 oz as the RATE PER GALLON and keep the dial set to this setting while spraying.

Hudson® Hose End Liquid Concentrate Sprayer: Set the dial on 4 oz as the RATE PER GALLON and keep the dial set to this setting while spraying.

Gilmour® Dial-A-Mix® Lawn and Garden Sprayer: Set the dial on 4 oz or 8 TBS or 24 TSP as the RATE PER GALLON and keep the dial set to this setting while spraying.

**Fill—** Determine the total lawn area to be sprayed.

The application rate for this product is 8 fl. oz. of product per 1,000 sq. ft. of lawn. Add an adequate amount of herbicide to the spray bottle to treat the total lawn area, or add 8 fl. oz. of product for every 1,000 sq.ft. of lawn area.

Do not add water to the sprayer jar.

**Spray—**Spray evenly over the lawn.

**Example:**

**Set the dial—** Set the dial on 4 oz.

**Fill**—For a lawn area of 3,000 sq.ft, pour or measure 24 fl.oz of product into sprayer jar. Do not add water.

**Spray**— Spray uniformly on 3,000 sq.ft. of lawn.

**For READY-TO-SPRAY Hose End Sprayers:**

This retail sprayer bottle will cover the treated areas described below when this product is applied at 8 fl. oz.of product per 1,000 sq.ft.

Approximate treated areas for four retail container sizes:

Species	Amount of product ( to treat approximate area, sq. ft.)				
	Fl.oz./1,000 sq.ft.	1.0 pt. (16 fl.oz.) sprayer jar or retail container	1.0 qt. (32 fl.oz.) sprayer jar or retail container	2.0 qt. (64 fl.oz.) retail container	1 gallon (128 fl.oz.) retail container
Kentucky bluegrass Ryegrass, perennial and annual Tall fescue Mixtures of cool season species Bermudagrass <sup>1</sup> , common and hybrid Zoysiagrass and Buffalograss, Bentgrass	8 fl. oz. /1,000 sq.ft.	2,000 sq. ft.	4,000 sq.ft.	8,000 sq. ft.	16,000 sq. ft.

<sup>1</sup>Application to bermudagrass may cause temporary yellowing or discoloration but full recovery can be expected. Do not apply to bermudagrass when daytime temperatures exceed 85° F.

**Instructions:**

- Determine (Measure) the total lawn area to be sprayed. For rectangular areas, multiply the length by the width to obtain total square feet.
- **CONNECT:** Remove bottle cap and screw the spray nozzle onto the bottle. Attach [connect] garden hose to spray nozzle. Turn [rotate] the spray nozzle lever to the "OFF" position.
- **SPRAY:** Turn on water at faucet. Extend hose to the farthest area of lawn [turf] to be treated. To begin spraying, turn [rotate] the spray nozzle lever to the "SPRAY" position. The herbicide mixes automatically with the water. Walk at a steady pace while spraying evenly and working towards the faucet. Refer to view strip [graduated scale] on side of container to guide coverage. This xx fl. oz. container will treat up to xxxx sq.ft. of turfgrass.
- **FINISH:** To stop spraying, turn [rotate] spray nozzle lever to the "OFF" position. Turn off water at faucet. To relieve pressure, turn [rotate] spray nozzle to the "ON" position and point sprayer away from any desirable plants before disconnecting the sprayer nozzle from the garden hose.


[OR]

**CONNECT**

1. Shake well before use.
2. Connect sprayer to garden hose.
3. Turn on water.

**SPRAY**

1. Extend hose to farthest area to be treated, point nozzle in direction to be sprayed and turn on sprayer. Work back toward the faucet to avoid walking over treated grass.
2. Walk at a steady pace while spraying, using an even sweeping motion, and slightly overlap the treated areas.



**[Operating the Sprayer Top**


**Water control knob** (closest to hose). < Graphic > Twist counterclockwise [clockwise] for 'On' & clockwise [counter-clockwise] for 'Off'.

**Weed killer control knob.** < Graphic > Twist knob until flat side is next to protruding plastic tab. This will release the safety feature. Push in for 'On' & out for 'Off'. ]

**FINISH**

1. Turn off sprayer.
2. Turn off water at faucet.
3. Relieve pressure in hose by turning water back on at sprayer until water slows to a drip. Close sprayer. Disconnect sprayer from hose.

[OR]

<p><b>HOW TO USE</b></p> <p>Shake Well Before Use</p>	<p><b>CONNECT</b></p> <ol style="list-style-type: none"> <li>1. Shake well before use.</li> <li>2. Connect sprayer to garden hose.</li> <li>3. Turn on water.</li> </ol> <p><b>SPRAY</b></p> <ol style="list-style-type: none"> <li>1. Extend hose to farthest area to be treated, point sprayer nozzle in direction to be sprayed.</li> <li>2. Begin spraying – Push &amp; hold lock tab away from knob, use other hand to turn knob clockwise [counter-clockwise] to ON position.</li> <li>3. Walk at a steady pace while spraying, using an even sweeping motion, and slightly overlap the treated areas. Work back toward the faucet to avoid walking over wet, treated grass.</li> </ol>  <p><b>FINISH</b></p> <ol style="list-style-type: none"> <li>1. To stop spraying, push &amp; hold lock tab away from knob and use other hand to turn knob [clockwise] counter-clockwise to OFF position.</li> <li>2. Turn off water at faucet.</li> <li>3. Relieve water pressure in hose by turning sprayer back ON until water slows to a drip then turn sprayer OFF. [-or-] Relieve water pressure in hose by turning sprayer to WATER position until water slows to a drip, then turn sprayer to OFF position.</li> <li>4. Disconnect sprayer from hose.</li> </ol>
---	--

**2. SPOT TREATMENTS FOR SMALL AREAS OR INDIVIDUAL WEEDS:**

**For hand-operated sprayers (backpack, knapsack, tank-type or pump-up):** Mix 4 fl. oz. of product with 1 gallon of water. Note: Approximately one (1) gallon of spray solution will treat 500 sq.ft. See below for additional spray preparations. Shake well before spraying. Apply to actively growing weeds during the early growth stages. Spray coverage should be uniform and complete.

Amount of Product to Use, Fluid Ounces	Amount of Water in Sprayer, Gallons	Approximate Treated Area, Square feet
4 fl.oz.	1 gallon	500 sq ft
6 fl.oz.	1.5 gallons	750 sq ft
8 fl.oz.	2 gallons	1,000 sq ft
12 fl.oz.	3 gallons	1,500 sq ft
Equal measures: 1 cup = 8 fl. oz. = 1/2 pint. 4 fl. oz. = 8 Tablespoons		

[OR]

Measure indicated amount of product and pour into tank. Dilute with water according to the following chart. Adjust the nozzle to deliver coarse spray droplets and treat the area indicated.

Amount of Product to Use, Fluid Ounces	Amount of Water in Sprayer, Gallons	Area To Treat, Square feet
4 fl.oz	1 gallon	500 sq ft
8 fl.oz	2 gallons	1,000 sq ft
12 fl.oz	3 gallons	1,500 sq ft
Equal measures: 1 cup = 8 fl. oz. = 1/2 pint. 4 fl. oz. = 8 Tablespoons		

**CULTURAL TIPS:**

**For newly seeded areas:**

- Do not apply within 4 weeks after seedling emergence of Kentucky bluegrass, fine fescue mixtures and perennial ryegrass. Apply this product to newly seeded grasses when well-established (approximately 6 weeks after seedling emergence) or after the third mowing.

**For newly sodded, sprigged, or plugged areas:**

- The application of this product to newly sodded, sprigged, or plugged grasses should be delayed until 3 to 4 weeks after the sodding, sprigging, or plugging operations.

**Seeding:**

- Turf species listed on this label can be seeded into the treated areas at four (4) weeks after the application of this product.

**Irrigation:**

- Do not apply this product immediately before rainfall or irrigation. For best results, do not irrigate or water the turfgrass within 24 hours after application.
- Adequate moisture and mild environmental conditions enhance the performance of EH-1432 Herbicide. If dry conditions exist, schedule irrigations (watering) at 24 hours before and after the application.
- Avoid applications of this product when turfgrasses are under stress since injury may result.

**Mowing:**

- Delay mowing 2 days before and until 2 days after the application of this product. Additional stress from low mowing heights may increase the possibility of turf injury.
- Clippings from the first three mowings should be left on the treated area. Do not use clippings from the treated areas as mulch or compost around flowers, ornamentals, trees, or in vegetable gardens.

**PROHIBITIONS:**

- Apply when daytime temperatures are between 50° and 90°F. Do not treat when air temperatures exceed 90°F as damage to turfgrass may occur. For bermudagrass lawns do not apply when daytime temperatures exceed 85° F.
- Application at rates above specified on this label may cause injury to turfgrass.
- Do not apply this product to food crops (gardens, fruits and vegetables), forage crops, or ornamental plants including flowers, trees, shrubs, hedges, woody ornamentals, groundcovers established in landscape plantings and other nontarget plants.
- Do not spray exposed roots of ornamentals and trees.

**STORAGE AND DISPOSAL**

**PESTICIDE STORAGE:** Keep from freezing. Store in original container in a locked storage area inaccessible to children and pets. Avoid contamination of food or feedstuffs.

**DISPOSAL: If Empty**—Do not reuse this container. Place in trash or offer for recycling if available. **If Partly Filled**—Call your local solid waste agency or toll free number (1-800-XXX-XXXX) for disposal instructions. Never place unused product down any indoor or outdoor drain.

**LIMITED WARRANTY AND DISCLAIMER**

FOR USE ONLY AS DIRECTED. THE MANUFACTURER NEITHER MAKES NOR INTENDS ANY EXPRESS OR IMPLIED WARRANTIES, INCLUDING ANY WARRANTY OF MERCHANTABILITY OR FITNESS FOR A PARTICULAR PURPOSE, WHICH ARE HEREBY EXPRESSLY DISCLAIMED. IN NO CASE SHALL THE MANUFACTURER BE LIABLE FOR INCIDENTAL, CONSEQUENTIAL, OR SPECIAL DAMAGES RESULTING FROM THE USE OR HANDLING OF THIS PRODUCT. If these terms are not acceptable, return this product unopened immediately to the point of purchase, and the purchase price will be refunded in full. The terms of this Limited Warranty and Disclaimer cannot be varied by any written or verbal statements or agreements at the point of sale or elsewhere.

**SUBLABEL 2**  
**Intended for pre-packed hose-end sprayers (also known as ready-sprays)**

**EH-1432 HERBICIDE**

**EPA Reg. No. 2217-894**

**(Pre-packed Hose-end Sprayer Label)**  
**(Front Panel)**

Editorial Note – Marketing claims for the retail container from the Appendix may be positioned here.

<b>ACTIVE INGREDIENT:</b>	
2,4-D, dimethylamine salt .....	4.85%
Quinclorac .....	1.61%
Dicamba, dimethylamine salt.....	0.45%
<b>OTHER INGREDIENTS:</b> .....	<u>93.09%</u>
<b>TOTAL</b> .....	<b>100.00%</b>

**KEEP OUT OF REACH OF CHILDREN**


Editorial Note – [Bracketed text] is optional language  
**(Back Panel)**

**OPEN** Resealable Label for Directions & Precautions

**PRESS TO RESEAL**

EH-1432 Herbicide's exclusive formula kills lawn weeds plus crabgrass in one easy step. And it will not harm your lawn when used as directed. Convenient sprayer top connects to garden hose and automatically dispenses the weed killer. Ideal for large areas – treats 5,000 [4,000] square feet. Rainproof in one hour. No messy cleanup. Controlling lawn weeds plus crabgrass in your lawn has never been easier!




<b>QUICK FACTS</b>	
Editorial Note – Marketing Claims Positioned Here	
<b>KILLS</b>	<b>Broadleaf Weeds:</b> Dandelion, Chickweed, and Clovers <b>Grassy Weeds:</b> Crabgrass and over 200 other weeds.
<b>WHERE TO USE</b>	ON LAWNS without harming lawn grasses – Bermudagrass <sup>1</sup> , Buffalograss, Kentucky Bluegrass, Ryegrass, Fescue, Zoysia & Bentgrass <sup>1</sup> Application to Bermudagrass may cause temporary yellowing or discoloration but full recovery can be expected. (Do not use on Bahiagrass, Carpetgrass, Centipedegrass, St. Augustine [including 'Floratom'], or Dichondra.)
<b>COVERAGE</b>	This bottle treats an average size lawn (5,000 [4,000] sq ft). Just hook bottle to hose and you are ready.
	For questions or comments, call toll-free 1-800-XXX-YYYY or visit our website at <a href="http://www.CompanyName.com">www.CompanyName.com</a>

THIS PRODUCT CONTAINS: 4.03% 2,4-D acid equivalent, 1.61% Quinclorac acid, 0.37% Dicamba acid equivalent. Isomer Specific by AOAC Methods.

**FOR OUTDOOR RESIDENTIAL USE ONLY**

EPA Reg. No. 2217-894  
EPA Est. No. 2217-KS-1


<b>DIRECTIONS FOR USE</b>	
It is a violation of Federal law to use this product in a manner inconsistent with its labeling.	
<b>HOW MUCH TO USE</b>	Measure area to be sprayed. Calculate 'square feet' by multiplying length times width. This bottle will treat 5,000 sq. ft. in about 20 minutes (actual time will vary depending on water pressure), Editorial Note – Final time value will be adjusted based on final hose-end sprayer selected for market. The maximum application rate is 8 fl. oz. of product per 1,000 sq.ft. per application (0.93 lbs 2,4-D acid equivalent per acre per application): The maximum number of broadcast applications is limited to 2 per year.

<p><b>HOW TO USE</b></p> <p>Shake Well Before Use</p>	<p><b>CONNECT</b></p> <ol style="list-style-type: none"> <li>1. Shake well before use.</li> <li>2. Connect sprayer to garden hose.</li> <li>3. Turn on water.</li> </ol> <p><b>SPRAY</b></p> <ol style="list-style-type: none"> <li>1. Extend hose to farthest area to be treated, point sprayer nozzle in direction to be sprayed.</li> <li>2. Begin spraying – Push &amp; hold lock tab away from knob, use other hand to turn knob clockwise [counter-clockwise] to ON position.</li> <li>3. Walk at a steady pace while spraying, using an even sweeping motion, and slightly overlap the treated areas. Work back toward the faucet to avoid walking over wet, treated grass.</li> </ol>  <p><b>FINISH</b></p> <ol style="list-style-type: none"> <li>1. To stop spraying, push &amp; hold lock tab away from knob and use other hand to turn knob [clockwise] counter-clockwise to OFF position.</li> <li>2. Turn off water at faucet.</li> <li>3. Relieve water pressure in hose by turning sprayer back ON until water slows to a drip then turn sprayer OFF. [-or-] Relieve water pressure in hose by turning sprayer to WATER position until water slows to a drip, then turn sprayer to OFF position.</li> <li>4. Disconnect sprayer from hose.</li> </ol>
<p><b>FOR BEST RESULTS</b></p>	<p><b>WHEN TO APPLY</b></p> <ul style="list-style-type: none"> <li>• Spray when       <ul style="list-style-type: none"> <li>– weeds are small and actively growing</li> <li>– temperature is below 90°F. Do not apply to bermudagrass lawns when daytime temperatures exceed 85° F.</li> </ul> </li> <li>• Certain hard-to-kill weeds may be retreated in 2 weeks if necessary. If more than 2 applications are needed, use a spot treatment lawn weed killer such as [the alternate brand name of Herbicide 3D RTU (72155-1)].</li> <li>• Do not apply while grass is emerging from dormancy.</li> <li>• Newly seeded lawn may be sprayed after fourth mowing.</li> <li>• Bare spots may be seeded 4 weeks after application.</li> <li>• Keep product spray off plants growing in or around the lawn such as trees, shrubs, flowers, perennials, groundcovers, vegetables, &amp; herbs.</li> </ul> <p><b>MOWING</b></p> <ul style="list-style-type: none"> <li>• Do not mow for 1 to 2 days after spraying</li> <li>• Clippings from the first three mowings should be left on the treated area. Do not use clippings from the treated areas as mulch or compost around flowers, ornamentals, trees, or in vegetable gardens.</li> </ul> <p><b>WATERING</b></p> <ul style="list-style-type: none"> <li>• If lawn is dry, water 1 to 2 days before using this product.</li> <li>• Rain or watering 3 hours after application will not wash away effectiveness.</li> </ul>



<b>HOW IT WORKS</b>	EH-1432 Herbicide contains three proven weed killers to control lawn weeds & crabgrass down to the roots without harming your lawn when used as directed.
---------------------	---


<p><b>WEEDS</b></p> <p>Annual Yellow Sweetclover, Aster, Austrian Fieldcress, Barnyardgrass, Bedstraw, Beggarticks, Florida Betony, Field Bindweed, Bird Vetch, Bitter Wintercress, Hairy Bittercress, Bitterweed, Black-eyed Susan, Black Medic, Black Mustard, Blackseed Plantain, Blessed Thistle, Bloodflower Milkweed, Blue Lettuce, Blue Vervain, Bracted Plantain, Brassbuttons, Bristly Oxtongue, Broadleaf Dock, Broadleaf Plantain, Broadleaf Signalgrass, Broomweed, Buckhorn Plantain, Bulbous Buttercup, Bull Thistle, Bullnettle, Burclover, Burdock, Burning Nettle, Burweed, Buttercup, Buttonweed, Canada Thistle, Carolina Geranium, Carpetweed, Catchweed Bedstraw, Catnip, Catsear, Common Chickweed, Mouseear Chickweed, Chicory, Cinquefoil, Crimson Clover, Hop Clover, Red Clover, Strawberry Clover, Sweet Clover, White Clover, Cockle, Cocklebur, Common Mullein, Creeping Charlie, Creeping Jenny, Cudweed, Curly Dock, English Daisy, Fleabane Daisy, Oxeye Daisy, Dandelion, Dichondra, Dogbane, Dogfennel, Dollarweed, Elderberry, False Dandelion, False Flax, False Sunflower, Fiddleneck, Florida Pusley, Frenchweed, Galinsoga, Giant Foxtail, Goathead, Goldenrod, Green Foxtail, Ground Ivy, Gumweed, Hairy Fleabane, Hawkweed, Healall, Drymary Heartleaf, Heath Aster, Hedge Bindweed, Hedge Mustard, Hemp, Henbit, Hoary Cress, Hoary Plantain, Hoary Vervain, Horsenettle, Jimsonweed, Knawel, Knotweed, Kochia, Lambsquarters, Large Crabgrass, Lespedeza, Mallow, Matchweed, Mexicanweed, Milk Vetch, Morningglory, Mouseear Hawkweed, Mugwort, Musk Thistle, Mustard, Narrowleaf Plantain, Narrowleaf Vetch, Nettle, Orange Hawkweed, Oriental Cocklebur, Oxalis, Parsley-piert, Parsnip, Pearlwort, Pennycress, Pennywort, Peppergrass, Pepperweed, Pigweed, Pineywoods Bedstraw, Plains Coreopsis (Tickseed), Plantain, Poison Ivy, Poison Oak, Pokeweed, Poorjoe, Prairie Sunflower, Prickly Lettuce, Prickly Sida, Prostrate Knotweed, Prostrate Pigweed, Prostrate Spurge, Prostrate Vervain, Puncturevine, Common Purslane, Ragweed, Red Sorrel, Redroot Pigweed, Redstem Filaree, Rough Cinquefoil, Rough Fleabane, Russian Pigweed, Russian Thistle, Scarlet Pimpernel, Scotch Thistle, Sheep Sorrel, Shepherdspurse, Slender Plantain, Smallflower Galinsoga, Smooth Crabgrass, Smooth Dock, Smooth Pigweed, Sorrel, Sowthistle, Spanishneedles, Speedwell, Spiny Amaranth, Spiny Cocklebur, Spiny Sowthistle, Spotted Catsear, Spotted Spurge, Spurweed, Stinging Nettle, India Mock Strawberry, Tall Nettle, Tall Vervain, Tansy Mustard, Tansy Ragwort, Tanweed, Thistle, Trailing Crownvetch, Tumble Mustard, Tumble Pigweed, Velvetleaf, Venice Mallow, Virginia Buttonweed, Virginia Creeper, Virginia Pepperweed, Wavyleaf Bullthistle, Western Clematis, Western Salsify, White Mustard, Wild Aster, Wild Buckwheat, Wild Carrot, Wild Four-o'clock, Wild Garlic, Wild Geranium, Wild Lettuce, Wild Marigold, Wild Mustard, Wild Onion, Wild Parsnip, Wild Radish, Wild Rape, Wild Strawberry, Wild Sweet Potato, Wild Vetch, Wild Violet, Woodsorrel, Woolly Croton, Woolly Morningglory, Woolly Plantain, Wormseed, Yarrow, Yellow Foxtail, Yellowflower Pepperweed, Yellow Rocket, and other broadleaf weeds</p>
--

	<ul style="list-style-type: none"> <li>• Do not apply this product in a way that will contact any person or pet, either directly or through drift. Keep people and pets out of the area during application.</li> <li>• Do not allow people or pets to enter the treated area until sprays have dried.</li> </ul>
---	--

<p><b><u>PRECAUTIONARY STATEMENTS</u></b></p>
<p><b>CAUTION</b>  <b>Hazards to Humans and Domestic Animals</b></p>
<p>Causes moderate eye irritation. Avoid contact with eyes, skin or clothing. Harmful if swallowed. Wash thoroughly with soap and water after handling and before eating, drinking, chewing gum, using tobacco or using the toilet.</p>

<b>FIRST AID +</b>	
<b>If Swallowed</b>	<ul style="list-style-type: none"> <li>• Call a poison control center or doctor immediately for treatment advice.</li> <li>• Have person sip a glass of water if able to swallow.</li> <li>• Do not induce vomiting unless told to do so by a poison control center or doctor.</li> <li>• Do not give anything by mouth to an unconscious person.</li> </ul>
<b>If in Eyes</b>	<ul style="list-style-type: none"> <li>• Hold eye open and rinse slowly and gently with water for 15 to 20 minutes.</li> <li>• Remove contact lenses, if present, after the first 5 minutes, then continue rinsing eye.</li> <li>• Call a poison control center or doctor for further treatment advice.</li> </ul>
<p><b>NOTE:</b> When calling poison control center, have this product label accessible. If seeking treatment at an emergency room or doctor's office, bring this product label to show medical personnel. <b>You may call toll-free 1-877-229-3763 for medical emergency information.</b></p> <p>Active Ingredients: 4.85% 2,4-D, dimethylamine salt (CAS # 2008-39-1), 0.45% Dicamba, dimethylamine salt (CAS # 2300-66-5), and 1.61% Quinclorac (CAS # 84087-1-4).</p>	

<b>Environmental Hazards</b>
<p>This pesticide is toxic to fish and aquatic invertebrates. Do not apply directly to water. Drift and runoff may be hazardous to aquatic organisms in water adjacent to treated areas.</p>

<b>Important – Directions for Storage and Disposal</b>	
<b>Storage Conditions</b>	Store in original container in a cool, dry place, out of the reach of children, preferably a locked storage cabinet. Protect from freezing.
<b>Disposal</b> 	<p><b>If empty:</b> Do not reuse this container. Place in trash or offer for recycling if available.</p> <p><b>If partly filled:</b> Call your local solid waste agency or toll free 1-877-229-3724 for disposal instructions. Never place unused product down any indoor or outdoor drain.</p>

**NOTICE:** Research and testing have determined that the "Directions for Use" are appropriate for the proper use of this product under expected conditions. The Buyer assumes responsibility for lack of performance or safety if not used according to the directions.

**Money Back Guarantee:** If you are not satisfied with this product, we will gladly refund your original purchase price.

**D-9848 072205**

**SUBLABEL 3**

**Intended for pump sprayers and hose-end sprayers that  
require addition of water**

**EH-1432 HERBICIDE**

**EPA Reg. No. 2217-894**

**(Pump Sprayer / Hose-end Sprayer Label)  
(Front Panel)**

Editorial Note – Marketing claims for the retail container may be positioned here.

<b>ACTIVE INGREDIENT:</b>	
2,4-D, dimethylamine salt .....	4.85%
Quinclorac .....	1.61%
Dicamba, dimethylamine salt.....	0.45%
<b>OTHER INGREDIENTS:</b> .....	<u>93.09%</u>
<b>TOTAL</b> .....	<b>100.00%</b>

**KEEP OUT OF REACH OF CHILDREN**

**CAUTION**

Editorial Note – [Bracketed text] is optional language


(Back Panel)

**OPEN** Resealable Label for Directions & Precautions

**PRESS TO RESEAL**

EH-1432 Herbicide's exclusive formula kills lawn weeds plus crabgrass in one easy step. And it will not harm your lawn when used as directed. Ideal for large areas – treats 5,000 [4,000] square feet. Rainproof in one hour. Controlling lawn weeds plus crabgrass in your lawn has never been easier!



<b>QUICK FACTS</b>	
Editorial Note – Marketing Claims Positioned Here	
<b>KILLS</b>	<b>Broadleaf Weeds:</b> Dandelion, Chickweed, and Clovers <b>Grassy Weeds:</b> Crabgrass and over 200 other weeds.
<b>WHERE TO USE</b>	ON LAWNS without harming lawn grasses – Bermudagrass <sup>1</sup> , Buffalograss, Kentucky Bluegrass, Ryegrass, Fescue, Zoysia & Bentgrass <sup>1</sup> Application to bermudagrass may cause temporary yellowing or discoloration but full recovery can be expected. (Do not use on Bahiagrass, Carpetgrass, Centipedegrass, St. Augustine [including 'Floritam'], or Dichondra.)
<b>COVERAGE</b>	This bottle treats an average size lawn (5,000 sq ft [4,000])
	For questions or comments, call toll-free 1-800-XXX-YYYY or visit our website at <a href="http://www.CompanyName.com">www.CompanyName.com</a>

THIS PRODUCT CONTAINS: 4.03% 2,4-D acid equivalent, 1.61% Quinclorac acid, 0.37% Dicamba acid equivalent. Isomer Specific by AOAC Methods.

**FOR OUTDOOR RESIDENTIAL USE ONLY**

EPA Reg. No. 2217-894  
EPA Est. No. 2217-KS-1

<b><u>DIRECTIONS FOR USE</u></b>	
It is a violation of Federal law to use this product in a manner inconsistent with its labeling.	
<b>HOW MUCH TO USE</b>	Measure area to be sprayed. Calculate 'square feet' by multiplying length times width.  3.2 fl. oz. (6½ TBS) [4 fl. oz. (8 TBS)] of this product in one gallon of water treats 500 sq. ft.  Food utensils, such as teaspoons and measuring cups, should not be used for food purposes after use with this herbicide.  The maximum application rate is 8 fl. oz. of product per 1,000 sq.ft. per application (0.93 lbs 2,4-D acid equivalent per acre per application). The maximum number of broadcast applications is limited to 2 per year.

<p><b>HOW TO USE</b></p> <p><b>PUMP STYLE TANK SPRAYERS</b></p> <p><b>DIAL-STYLE HOSE-END SPRAYERS</b></p> <p><b>CONCENTRATE PLUS WATER HOSE-END SPRAYERS</b></p>	<p>Shake bottle well before use.</p> <p>Best for spraying small areas (spot treatment) such as individual weeds.</p> <ol style="list-style-type: none"> <li>1. Add the appropriate amounts of water &amp; this product to the sprayer tank.</li> <li>2. Close sprayer, shake well and pressurize.</li> <li>3. Adjust nozzle to a coarse spray pattern. Hold tip of wand about 12" from weed(s), aim at center of weed &amp; spray.</li> <li>4. Occasionally re-pressurize sprayer if needed to maintain a good spray pattern.</li> </ol> <p>Best for spraying large areas (broadcast treatment) such as the entire lawn.</p> <ol style="list-style-type: none"> <li>1. Fill sprayer jar with enough of this product to cover area to be treated. <b>DO NOT ADD WATER.</b></li> <li>2. Close sprayer and set dial.</li> <li>3. Attach sprayer to hose and apply.</li> <li>4. To avoid contact with the treated area, begin by spraying area farthest from faucet walking backwards as you spray.</li> </ol> <p>Best for spraying large areas (broadcast treatment) such as the entire lawn.</p> <ol style="list-style-type: none"> <li>1. Pour this product into sprayer jar to the required 'Fluid Ounce' level.</li> <li>2. Add the appropriate amount of water to the 'Gallons' level.</li> <li>3. Replace sprayer top and shake well before applying.</li> <li>4. Attach sprayer to garden hose and apply.</li> <li>5. To avoid contact with the treated area, begin by spraying area farthest from faucet walking backwards as you spray.</li> </ol>
<p><b>FOR BEST RESULTS</b></p>	<p><b>WHEN TO APPLY</b></p> <ul style="list-style-type: none"> <li>• Spray when <ul style="list-style-type: none"> <li>- weeds are small and actively growing</li> <li>- temperature is below 90°F Do not apply to bermudagrass lawns when daytime temperatures exceed 85° F.</li> </ul> </li> <li>▪ Certain hard-to-kill weeds may be retreated in 2 weeks if necessary. If more than 2 applications are needed, spot treat individual weeds using this product in a tank sprayer.</li> <li>▪ Do not apply while grass is emerging from dormancy.</li> <li>▪ Newly seeded lawn may be sprayed after fourth mowing.</li> <li>▪ Bare spots may be seeded 4 weeks after application.</li> <li>▪ Keep product spray &amp; drift off plants growing in or around the lawn such as trees, shrubs, flowers, perennials, groundcovers, vegetables, &amp; herbs.</li> </ul> <p><b>MOWING</b></p> <ul style="list-style-type: none"> <li>• Do not mow for 1 to 2 days after spraying.</li> <li>• Clippings from the first three mowings should be left on the treated area. Do not use the clippings from the treated areas as mulch or compost around flowers, ornamentals, trees, or in vegetable gardens.</li> </ul> <p><b>WATERING</b></p> <ul style="list-style-type: none"> <li>• If lawn is dry, water 1 to 2 days before using this product.</li> <li>• Rain or watering 3 hours after application will not wash away effectiveness.</li> </ul>
<p><b>HOW IT WORKS</b></p>	<p>EH-1432 Herbicide contains three proven weed killers to control lawn weeds &amp; crabgrass down to the roots without harming your lawn when used as directed.</p>

**WEEDS**

Annual Yellow Sweetclover, Aster, Austrian Fieldcress, Barnyardgrass, Bedstraw, Beggarticks, Florida Betony, Field Bindweed, Bird Vetch, Bitter Wintercress, Hairy Bittercress, Bitterweed, Black-eyed Susan, Black Medic, Black Mustard, Blackseed Plantain, Blessed Thistle, Bloodflower Milkweed, Blue Lettuce, Blue Vervain, Bracted Plantain, Brassbuttons, Bristly Oxtongue, Broadleaf Dock, Broadleaf Plantain, Broadleaf Signalgrass, Broomweed, Buckhorn Plantain, Bulbous Buttercup, Bull Thistle, Bullnettle, Burclover, Burdock, Burning Nettle, Burweed, Buttercup, Buttonweed, Canada Thistle, Carolina Geranium, Carpetweed, Catchweed Bedstraw, Catnip, Catsear, Common Chickweed, Mouseear Chickweed, Chicory, Cinquefoil, Crimson Clover, Hop Clover, Red Clover, Strawberry Clover, Sweet Clover, White Clover, Cockle, Cocklebur, Common Mullein, Creeping Charlie, Creeping Jenny, Cudweed, Curly Dock, English Daisy, Fleabane Daisy, Oxeye Daisy, Dandelion, Dichondra, Dogbane, Dogfennel, Dollarweed, Elderberry, False Dandelion, False Flax, False Sunflower, Fiddleneck, Florida Pusley, Frenchweed, Galinsoga, Giant Foxtail, Goathead, Goldenrod, Green Foxtail, Ground Ivy, Gumweed, Hairy Fleabane, Hawkweed, Healall, Drymary Heartleaf, Heath Aster, Hedge Bindweed, Hedge Mustard, Hemp, Henbit, Hoary Cress, Hoary Plantain, Hoary Vervain, Horsenettle, Jimsonweed, Knawel, Knotweed, Kochia, Lambsquarters, Large Crabgrass, Lespedeza, Mallow, Matchweed, Mexicanweed, Milk Vetch, Morningglory, Mouseear Hawkweed, Mugwort, Musk Thistle, Mustard, Narrowleaf Plantain, Narrowleaf Vetch, Nettle, Orange Hawkweed, Oriental Cocklebur, Oxalis, Parsley-piert, Parsnip, Pearlwort, Pennycress, Pennywort, Peppergrass, Pepperweed, Pigweed, Pineywoods Bedstraw, Plains Coreopsis (Tickseed), Plantain, Poison Ivy, Poison Oak, Pokeweed, Poorjoe, Prairie Sunflower, Prickly Lettuce, Prickly Sida, Prostrate Knotweed, Prostrate Pigweed, Prostrate Spurge, Prostrate Vervain, Puncturevine, Common Purslane, Ragweed, Red Sorrel, Redroot Pigweed, Redstem Filaree, Rough Cinquefoil, Rough Fleabane, Russian Pigweed, Russian Thistle, Scarlet Pimpernel, Scotch Thistle, Sheep Sorrel, Shepherdspurge, Slender Plantain, Smallflower Galinsoga, Smooth Crabgrass, Smooth Dock, Smooth Pigweed, Sorrel, Sowthistle, Spanishneedles, Speedwell, Spiny Amaranth, Spiny Cocklebur, Spiny Sowthistle, Spotted Catsear, Spotted Spurge, Spurweed, Stinging Nettle, India Mock Strawberry, Tall Nettle, Tall Vervain, Tansy Mustard, Tansy Ragwort, Tanweed, Thistle, Trailing Crownvetch, Tumble Mustard, Tumble Pigweed, Velvetleaf, Venice Mallow, Virginia Buttonweed, Virginia Creeper, Virginia Pepperweed, Wavyleaf Bullthistle, Western Clematis, Western Salsify, White Mustard, Wild Aster, Wild Buckwheat, Wild Carrot, Wild Four-o'clock, Wild Garlic, Wild Geranium, Wild Lettuce, Wild Marigold, Wild Mustard, Wild Onion, Wild Parsnip, Wild Radish, Wild Rape, Wild Strawberry, Wild Sweet Potato, Wild Vetch, Wild Violet, Woodsorrel, Woolly Croton, Woolly Morningglory, Woolly Plantain, Wormseed, Yarrow, Yellow Foxtail, Yellowflower Pepperweed, Yellow Rocket, and other broadleaf weeds



- Do not apply this product in a way that will contact any person or pet, either directly or through drift. Keep people and pets out of the area during application.
- Do not allow people or pets to enter the treated area until sprays have dried.

**PRECAUTIONARY STATEMENTS**


**CAUTION**

**Hazards to Humans and Domestic Animals**

Causes moderate eye irritation. Avoid contact with eyes, skin or clothing. Harmful if swallowed. Wash thoroughly with soap and water after handling and before eating, drinking, chewing gum, using tobacco or using the toilet.

<b>First Aid</b> +	
<b>If Swallowed</b>	<ul style="list-style-type: none"> <li>• Call a poison control center or doctor immediately for treatment advice.</li> <li>• Have person sip a glass of water if able to swallow.</li> <li>• Do not induce vomiting unless told to do so by a poison control center or doctor.</li> <li>• Do not give anything by mouth to an unconscious person.</li> </ul>
<b>If in Eyes</b>	<ul style="list-style-type: none"> <li>• Hold eye open and rinse slowly and gently with water for 15 to 20 minutes.</li> <li>• Remove contact lenses, if present, after the first 5 minutes, then continue rinsing eye.</li> <li>• Call a poison control center or doctor for further treatment advice.</li> </ul>
<p><b>NOTE:</b> When calling poison control center, have this product label accessible. If seeking treatment at an emergency room or doctor's office, bring this product label to show medical personnel. <b>You may call toll-free 1-877-229-3763 for medical emergency information.</b></p> <p>Active Ingredients: 4.85% 2,4-D, dimethylamine salt (CAS # 2008-39-1), 0.45% Dicamba, dimethylamine salt (CAS # 2300-66-5), and 1.61% Quinclorac (CAS # 84087-1-4).</p>	

<b>Environmental Hazards</b>
This pesticide is toxic to fish and aquatic invertebrates. Do not apply directly to water. Drift and runoff may be hazardous to aquatic organisms in water adjacent to treated areas.

<b>Important – Directions for Storage and Disposal</b>	
<b>Storage Conditions</b>	Store in original container in a cool, dry place, out of the reach of children, preferably a locked storage cabinet. Protect from freezing.
<b>Disposal</b>	<p><b>If empty:</b> Do not reuse this container. Place in trash or offer for recycling if available.</p> <p><b>If partly filled:</b> Call your local solid waste agency or toll free 1-877-229-3724 for disposal instructions. Never place unused product down any indoor or outdoor drain.</p>
	

**NOTICE:** Research and testing have determined that the "Directions for Use" are appropriate for the proper use of this product under expected conditions. The Buyer assumes responsibility for lack of performance or safety if not used according to the directions.

**Money Back Guarantee:** If you are not satisfied with this product, we will gladly refund your original purchase price.

D-9848 072205

# **APPENDIX**

## **1. Statements which may appear on different label components depending on packaging configuration.**

- See next panel for additional Precautionary Statements and First Aid
- Net Contents: \_\_\_\_\_
- EPA Est. No. \_\_\_\_\_

## **2. Advertising claims that may be presented on the retail containers of supplemental registrants.**

- One quart covers up to 4,000 square feet.
- 1 quart treats [up to] 4,000 sq. ft.
- Keep from freezing.
- Controls crabgrass, yellow nutsedge, dandelion, chickweed, knotweed, henbit, plantain, clover, spurge and many other broadleaf lawn weeds including those shown on the side panel.
- Kills even the tough weeds...roots and all!
- Controls even the tough weeds...roots and all!
- Kills the root.
- Water based.
- Won't harm lawn grass when used according to label directions.
- Kills lawn weeds plus crabgrass.
- Kills [Controls] 200+ broadleaf weeds.
- Kills the weeds not the lawn
- Attach to [garden] hose and spray
- Simple to use
- Easy to use
- Easy to mix
- Proven performance
- For home lawn care
- Won't harm lawn grass when used as directed.
- Controls (Number) weeds!
- Mixes with Water - Concentrate
- Kill crabgrass, yellow nutsedge & [any listed weed(s)] too!
- **CONTROLS**
  - SENSITIVE WEEDS: Crabgrass, yellow nutsedge, Bedstraw, Black Medic, Buckhorn, Chickweed, Clover, Dandelion, Knotweed, Lambsquarters, Peppergrass, Plantain, Purslane, Ragweed and Wild Lettuce.
  - HARD-TO-KILL WEEDS: Chicory, Creeping Charlie, Creeping Jenny, Dock, Ground Ivy, Heal-All, Lespedeza, Mallow, Morningglory, Oxalis, Pigweed, Poison Ivy, Poison Oak, Sheep Sorrel, Speedwell, Spurge, Wild Carrot, Wild Onion, Yarrow and many other broadleaf weeds.
- Kills Lawn Weeds plus Crabgrass in One Step
- Kills Over 200 Lawn Weeds Plus Crabgrass in One Easy Step
- Kills Crabgrass plus Broadleaf Weeds
- Kills Listed Weeds
- Kills Hard-to-Control Weeds
- Systemic [Herbicide] [Activity]
- Kills Both Broadleaf and Grass Weeds
- Kills Dandelion, Crabgrass, Clover, plus 200 Other listed Weeds
- New!
- Three-in-One Product that Kills Crabgrass & Broadleaf Weeds
- Kills both Crabgrass & Broadleaf weeds
- Proprietary Formula that Kills Both Crabgrass and Broadleaf Weeds
- Effectively Kills Both Broadleaf and certain weed grasses
- Kills Lawn Weeds plus Crabgrass in One Easy Step



- Won't Harm Lawns\* (when used as directed)
- Kills 200+ Weeds (to the root)
- Rainproof in 1 Hour
- Treats 5,000 sq. ft.
- Starts Working Immediately
- All Weather Formula (rainproof in one hour).
- Bayer 100% Satisfaction Guaranteed\* (or your money back)
- [optional advertising claims when product is sold in "low-water" hose-end sprayers on the order of 40 to 1 dilution ratio or as determined by testing]
  - Water [Saver] [Saving] Formula
  - Water [Saver][Saving] Applicator
  - Water [Saver] [Saving] Sprayer
  - Uses Up To [xx][50]% Less Water\*
    - with the footnote disclaimer \*vs. leading weed hose end sprayers

**3. Trademark acknowledgements**

- Ortho® Dial'N Spray® Hose-End Sprayer is a registered trademark of The ORTHO Group.
- Hudson® Hose End Liquid Concentrate Sprayer is a registered trademark of the H.D. Hudson Manufacturing Company.
- Gilmour® Dial-A -Mix® Lawn and Garden Sprayer is a registered trademark of the Gilmour Manufacturing Company.
- Trimec® is registered trademark of PBI/Gordon Corporation

**DOCUMENT CONTROL INFORMATION**

1. Unique Label Identifier: 002217-00894.20080131
2. Previous Version: AP110507
3. Reason for Issue: Notification—Water saving hose-end sprayer claims.