

2217-894

11-20-2006

1/24



UNITED STATES ENVIRONMENTAL PROTECTION AGENCY
WASHINGTON, D.C. 20460

OFFICE OF
PREVENTION, PESTICIDES AND
TOXIC SUBSTANCES

November 20, 2006

James L. Kunstman, Ph.D.
PBI/Gordon Corporation
P.O. Box 014090
Kansas City, MO 64101

SUBJECT: Application for Pesticide Notification
EH-1432 Herbicide
EPA Reg. No. 2217-894
Application Dated October 27, 2006

Dear Dr. Kunstman:

The Agency is in receipt of your Application for Pesticide Notification under Pesticide Registration Notice (PRN) 98-10 for the above product. The Registration Division (RD) has conducted a preliminary screen of this request for its applicability under PRN 98-10 and finds that the actions requested fall within the scope of PRN 98-10. The label submitted with the application has been stamped "Notification" received but not reviewed and will be placed in our records.

If you have any questions, please me directly at 703-305-6249 or Terri Stowe of my staff at 703-305-6117.

Sincerely,

A handwritten signature in black ink, appearing to read "Linda Arrington".

Linda Arrington
Notifications & Minor Formulations Team Leader
Registration Division (7505P)
Office of Pesticide Programs



United States
Environmental Protection Agency
 Washington, DC 20460

Registration
 Amendment
 Other

OPP Identifier Number

Application for Pesticide - Section I

| | | |
|---|---|--|
| 1. Company/Product Number 2217-894 | 2. EPA Product Manager Joanne I. Miller | 3. Proposed Classification |
| 4. Company/Product (Name) EH-1432 Herbicide | PM# Product Manager--Team 23 | <input checked="" type="checkbox"/> None <input type="checkbox"/> Restricted |
| 5. Name and Address of Applicant (Include ZIP Code) PBI/Gordon Corporation Post Office Box 014090 Kansas City, Missouri 64101 <input type="checkbox"/> Check if this is a new address | 6. Expedited Review. In accordance with FIFRA Section 3(c)(3) (b)(i), my product is similar or identical in composition and labeling to: EPA Reg. No. _____ Product Name _____ | |

Section - II

Amendment - Explain below. Final printed labels in response to Agency letter dated _____

Resubmission in response to Agency letter dated _____ "Me Too" Application.

Notification - Explain below. Other - Explain below.

NOTIFICATION

NOV 9 2006

Explanation: Use additional page(s) if necessary. (For section I and Section II.)

NOTIFICATION per Pesticide Registration Notice (PRN) 98-10:

- We ask to add several advertising claims which may be included on the labeling of our subregistrants. These are presented as highlighted text in the Appendix on Page 11 of the enclosed label.
- In the instructions for hose-end sprayers (pages 8 and 14), we ask to make the terms *clockwise* and *counter-clockwise* interchangeable, dependent on the supplier of the hose-end sprayer used in production.

This notification is consistent with the provisions of PR Notice 98-10 and EPA regulations at 40 CFR 152.46, and no other changes have been made to the labeling or Confidential Statement of Formula of this product. I understand that it is a violation of 18 U.S.C. Sec. 1001 to willfully make any false statement to the EPA. I further understand that if this notification is not consistent with the terms of PR Notice 98-10 and 40 CFR 152.46, this product may be in violation of FIFRA and I may be subject to enforcement action and penalties under Section 12 and 14 of FIFRA.

Section - III

| | | | | | |
|---|---|--|--|---|-------------------|
| 1. Material This Product Will Be Packaged In: | | | | 2. Type of Container | |
| Child-Resistant Packaging <input type="checkbox"/> Yes* <input type="checkbox"/> No | Unit Packaging <input type="checkbox"/> Yes <input type="checkbox"/> No | Water Soluble Packaging <input type="checkbox"/> Yes <input type="checkbox"/> No | <input type="checkbox"/> Metal <input type="checkbox"/> Plastic <input type="checkbox"/> Glass <input type="checkbox"/> Paper <input type="checkbox"/> Other (Specify) _____ | | |
| * Certification must be submitted | | If "Yes" Unit Packaging wgt. | No. per container | If "Yes" Package wgt. | No. per container |
| 3. Location of Net Contents Information <input type="checkbox"/> Label <input type="checkbox"/> Container | | 4. Size(s) Retail Container | | 5. Location of Label Directions <input type="checkbox"/> On Label <input type="checkbox"/> On Labeling accompanying product | |
| 6. Manner in Which Label is Affixed to Product <input type="checkbox"/> Lithograph <input type="checkbox"/> Paper glued <input type="checkbox"/> Stenciled | | | <input type="checkbox"/> Other _____ | | |

Section - IV

| | | |
|---|---|---|
| 1. Contact Point (Complete items directly below for identification of individual to be contacted, if necessary, to process this application.) | | |
| Name James L. Kunstman, Ph.D. | Title Director of Regulatory Services | Telephone No. (Include Area Code) 816-460-6292 |
| Certification I certify that the statements I have made on this form and all attachments thereto are true, accurate and complete. I acknowledge that any knowingly false or misleading statement may be punishable by fine or imprisonment or both under applicable law. | | 6. Date Application Received (Stamped) |
| 2. Signature | 3. Title Director of Regulatory Services | |
| 4. Typed Name James L. Kunstman, Ph.D. | 5. Date October 27, 2006 | |

Master Label for EH-1432 Herbicide

| Section of Master Label | Intent of Sublabel | Page |
|-------------------------|---|------|
| Sublabel 1 | Intended for all spray equipment used by homeowners | 2 |
| Sublabel 2 | Intended for pre-packed hose-end sprayers (also known as ready-sprays) | 12 |
| Sublabel 3 | Intended for pump sprayers and hose-end sprayers that require addition of water | 17 |

4/24

Sublabel 1 Intended for all spray equipment used by homeowners

EH-1432 Herbicide

FOR OUTDOOR RESIDENTIAL USE ONLY

NOTIFICATION

NOV 20 2006

ACTIVE INGREDIENTS:

| | |
|----------------------------------|---------------|
| 2,4-D, dimethylamine salt | 4.85% |
| Quinclorac | 1.61% |
| Dicamba, dimethylamine salt..... | 0.45% |
| OTHER INGREDIENTS:..... | <u>93.09%</u> |
| TOTAL | 100.00% |

THIS PRODUCT CONTAINS:

- 0.343 lb. 2,4-dichlorophenoxyacetic acid equivalent per gallon or 4.03%
- 0.137 lb. 3,7-dichloro-8-quinolinecarboxylic acid per gallon or 1.61%
- 0.031 lb. 3,6-dichloro-o-anisic acid equivalent per gallon or 0.37%

Isomer Specific by AOAC Method.

Note: If the design, format, or small size of the container labels makes it impractical to present the entire ingredient statement on the front panel, then add a referral statement and present this substatement on the back panel: "See back panel for substatement of ingredient statement".

KEEP OUT OF REACH OF CHILDREN


CAUTION

See back panel [inside booklet] for additional Precautionary Statements and First Aid.

NET CONTENTS: (1 Pint, 1 Quart, 2 Quarts, and 1 Gallon)

AP102706
EPA Reg. No. 2217-894
EPA EST NO: 2217-KS-1

MANUFACTURED BY:



Telephone: 1-800-821-7925



READ THE ENTIRE LABEL FIRST. OBSERVE ALL PRECAUTIONS AND FOLLOW DIRECTIONS CAREFULLY.

PRECAUTIONARY STATEMENTS

Hazards to Humans and Domestic Animals

CAUTION: Causes moderate eye irritation. Avoid contact with eyes, skin or clothing. Harmful if swallowed. When using this product, wear long-sleeved shirt, long pants, socks, shoes, and rubber gloves.

After using this product, rinse gloves before removing, remove clothing and launder separately before reuse, and promptly and thoroughly wash hands and exposed skin with soap and water. Remove saturated clothing as soon as possible and shower.

First Aid:

| | |
|---|---|
| If in eyes: | <ul style="list-style-type: none"> • Hold eye open and rinse slowly and gently with water for 15-20 minutes. Remove contact lenses, if present, after the first minutes, then continue rinsing eye. • Call a poison control center or doctor for treatment advice. |
| If swallowed: | <ul style="list-style-type: none"> • Call a poison control center or doctor immediately for treatment advice. • Have person sip a glass of water if able to swallow. • Do not induce vomiting unless told to by a poison control center or doctor. • Do not give anything to an unconscious person. |
| Have the product container or label with you when calling a poison control center or doctor or going for treatment. You may also contact 1-877-800-5556 for emergency medical treatment advice. | |

Engineering Control Statements:

Containers over 1 gallon and less than 5 gallons: Persons engaged in open pouring of this product must also wear coveralls or a chemical resistant apron.

Containers of 5 gallons or more in capacity must also bear the following statement: A mechanical system (probe and pump) must be used for transferring the contents of this container. If the contents of a non-refillable pesticide container are emptied, the probe must be rinsed before removal.

ENVIRONMENTAL HAZARDS:

This product is toxic to aquatic invertebrates. Drift or runoff may adversely affect aquatic invertebrates and nontarget plants. Do not apply directly to water. Do not contaminate water when disposing of equipment washwater.

Most cases of groundwater contamination involving phenoxy herbicides such as 2,4-D have been associated with mixing/loading and disposal sites. Caution should be exercised when handling 2,4-D pesticides at such sites to prevent contamination of groundwater supplies. Use of closed systems for mixing or transferring this pesticide will reduce the probability of spills. Placement of the mixing/loading equipment on an impervious pad to contain spills will help prevent groundwater.

DIRECTIONS FOR USE:

It is a violation of Federal law to use this product in a manner inconsistent with its labeling.

Do not allow people (other than applicator) or pets on treatment area during application. Do not enter treatment area until spray has dried.

SHAKE WELL BEFORE USING.

| |
|--|
| <p>PRODUCT FACTS:</p> <p>What It Does: Kills major broadleaf and troublesome grass weeds including dandelion, chickweed and clover as well as crabgrass, foxtail, and yellow nutsedge. (See inside for complete list)</p> <p>Where to Use: Lawns: Kills the weeds not the lawn when used as directed. (icon weeds)</p> <p>When to Use: Apply when daytime temperatures are between 50° and 90°F (except on Bermudagrass - see below).</p> <p>Questions & Comments: (icon phone) (icon computer)</p> <p>Call 1-800-xxx-xxxx or Visit our Website at www.companyname.com</p> |
|--|

HOW IT WORKS:

EH-1432 Herbicide contains three proven weed killers that target lawn weeds and crabgrass. The herbicides enter the lawn weeds through their leaves and move inside the weeds, even down into the roots. And lawns listed on this label will not be harmed when used as directed.

WHERE TO USE:

EH-1432 Herbicide can be applied to the following established turfgrass species:

| Cool season turfgrass | Warm season turfgrass |
|--|---|
| Kentucky bluegrass | Bermudagrass ¹ , common and hybrid |
| Ryegrass, perennial and annual | Zoysiagrass |
| Tall fescue | Buffalograss |
| Bentgrass | |
| Mixtures of cool season grasses containing fine fescues (red, hard and chewings) | |

¹Application to bermudagrass may cause temporary yellowing or discoloration but full recovery can be expected. Do not apply to bermudagrass when daytime temperatures exceed 85° F.

DO NOT apply EH-1432 Herbicide to the following:

| Warm season turfgrass | Other areas |
|-----------------------|---|
| St. Augustinegrass | Lawns with desirable clovers or legumes |
| Bahiagrass | Dichondra |
| Centipedegrass | Ornamental plants (flowers, trees, groundcovers, landscape beds and shrubs) |
| Carpetgrass | Turfgrass species that are not listed on this label. |
| Seashore paspalum | Gardens including vegetables, fruit trees, vines and berries. |

WEEDS CONTROLLED

GRASS WEEDS:

Crabgrass, large and smooth, foxtail, (green, yellow and giant), kikuyugrass, and signalgrass (broadleaf).

BROADLEAF WEEDS:

A partial list is presented below:

| | | | |
|---------------------------|-----------------------------------|-----------------------------|---|
| Annual yellow sweetclover | Cockle | Musk thistle | Spiny amaranth |
| Aster | Cocklebur | Mustard | Spiny cocklebur |
| Austrian fieldcress | Common mullein | Narrowleaf plantain | Spiny sowthistle |
| Bedstraw | Creeping Jenny (Creeping Charlie) | Narrowleaf vetch | Spotted catsear |
| Beggarticks | Cudweed | Nettle | Spotted spurge |
| Betony, Florida | Curly dock | Orange hawkweed | Spurweed |
| Bindweed, field | Daisy, English | Oriental cocklebur | Stinging nettle |
| Bird vetch | Daisy fleabane | Oxalis | Strawberry, India mock |
| Bitter wintercress | Daisy, oxeye | Parsley-piert | Tall nettle |
| Bittercress, hairy | Dandelion | Parsnip | Tall vervain |
| Bitterweed | Dichondra | Pearlwort | Tansy ragwort |
| Black-eyed Susan | Dogbane | Pennycress | Tansy mustard |
| Black medic | Dogfennel | Pennywort | Tanweed |
| Black mustard | Dollarweed | Peppergrass | Thistle |
| Blackseed plantain | Elderberry | Pepperweed | Trailing crownvetch |
| Blessed thistle | False dandelion | Pigweed | Tumble mustard |
| Bloodflower milkweed | Falseflax | Pineywoods bedstraw | Tumble pigweed |
| Blue lettuce | False sunflower | Plains coreopsis (tickseed) | Velvetleaf |
| Blue vervain | Fiddleneck | Plantain | Venice mallow |
| Bracted plantain | Florida pusley | Poison ivy | Virginia buttonweed |
| Brassbuttons | Frenchweed | Poison oak | Virginia creeper |
| Bristly oxtongue | Galinsoga | Pokeweed | Virginia pepperweed |
| Broadleaf dock | Goathead | Poorjoe | |
| Broadleaf plantain | Goldenrod | Prairie sunflower | Wavyleaf bullthistle |
| Broomweed | Ground ivy | Prickly lettuce | Western clematis |
| Buckhorn | Gumweed | Prickly sida | Western salsify |
| Buckhorn plantain | Hairy fleabane | Prostrate knotweed | White mustard |
| Bulbous buttercup | Hawkweed | Prostrate pigweed | Wild aster |
| Bull thistle | Healall | Prostrate spurge | Wild buckwheat |
| Bullnettle | Heartleaf drymary | Prostrate vervain | Wild carrot |
| Burclover | Heathaster | Puncturevine | Wild four-o'clock |
| Burdock | Hedge bindweed | Purslane, common | Wild garlic |
| Burning nettle | Hedge mustard | Ragweed | Wild geranium |
| Burweed | Hemp | Red sorrel | Wild lettuce |
| Buttercup | Henbit | Redroot pigweed | Wild marigold |
| Buttonweed | Hoary cress | Redstem filaree | Wild mustard |
| Canada thistle | Hoary plantain | Rough cinquefoil | Wild onion |
| Carolina geranium | Hoary vervain | Rough fleabane | Wild parsnip |
| Carpetweed | Horsenettle | Russian pigweed | Wild radish |
| Catchweed bedstraw | Jimsonweed | Russian thistle | Wild rape |
| Catnip | Knawel | Scarlet pimpernel | Wild strawberry |
| Catsear | Knotweed | Scotch thistle | Wild sweet potato |
| Chickweed, common | Kochia | Sheep sorrel | Wild vetch |
| Chickweed, mouseear | Lambsquarters | Shepherdspurse | Wild violet |
| Chicory | Lespedeza | Slender plantain | Woodsorrel |
| Cinquefoil | Mallow | Smallflower galinsoga | Woolly croton |
| Clover, crimson | Matchweed | Smooth dock | Woolly morningglory |
| Clover, hop | Mexicanweed | Smooth pigweed | Woolly plantain |
| Clover, red | Milk vetch | Sorrel | Wormseed |
| Clover, strawberry | Morningglory | Sowthistle | Yarrow |
| Clover, sweet | Mouseear hawkweed | Spanishneedles | Yellow rocket |
| Clover, white | Mugwort | Speedwell | Yellowflower pepperweed and other broadleaf weeds |

8/24

WHEN TO USE:

Apply this product when weeds are small and actively growing.

CRABGRASS (large and smooth):

- **Spring:** Apply this product from crabgrass emergence until the crabgrass is 3-4 inches in height. This period begins the first time that you can see crabgrass in your lawn. Re-treat at the same rate at 14 days later for dense populations.

FOXTAIL (GREEN GIANT AND YELLOW):

- **Spring and early summer:** Apply this product to foxtail during the early growth stages or when foxtail is 1-4 inches in height. Re-treat at the same rate at 14 days later for dense populations.

BROADLEAF WEEDS:

- **Spring:** Apply when **dandelion, plantain, buttercup, speedwell, knotweed** and other broadleaf weeds are young and actively growing with adequate soil moisture for best results.
- **Fall:** Apply when **henbit, chickweed, white clover, ground ivy, lawn burweed** and other broadleaf weeds are young and actively growing with adequate soil moisture for best results.

HOW MUCH TO USE:

The maximum application rate to turf is 1.0 pound of 2,4-D acid equivalent per acre per application per site. The maximum number of broadcast applications per treatment site is 2 per year.

I. ENTIRE LAWN TREATMENTS

THREE EASY STEPS TO MIX AND APPLY:

1. Determine (Measure) the *total* lawn area to be sprayed. For rectangular areas, multiply the length by the width to obtain *total* square feet.
2. For hose-end sprayers: Set the dial to the RATE PER GALLON and keep the dial set to this setting while spraying. The RATE PER GALLON for this product is 4 fl.oz.of product per gallon. See instructions below.
For hand-operated sprayers (backpack sprayers, compression (pump-up) sprayers, knapsack sprayers or tank type): The RATE PER 1,000 SQ.FT. for this product is 8 fl.oz. of product per 1,000 sq.ft. of lawn. Measure and mix the proper amount of product with water as described below.
3. Spray evenly over the lawn.

- **For Ortho® Dial'N Spray® Hose-End Sprayer, Hudson® Hose End Liquid Concentrate Sprayer or Gilmour® Dial-a-Mix® Lawn and Garden Sprayer:**

Set the dial—

For Ortho® Dial'N Spray® Hose-End Sprayer: Set the dial on 4 oz as the RATE PER GALLON and keep the dial set to this setting while spraying.

Hudson® Hose End Liquid Concentrate Sprayer: Set the dial on 4 oz as the RATE PER GALLON and keep the dial set to this setting while spraying.

Gilmour® Dial-A-Mix® Lawn and Garden Sprayer: Set the dial on 4 oz or 8 TBS or 24 TSP as the RATE PER GALLON and keep the dial set to this setting while spraying.

Fill— Determine the *total* lawn area to be sprayed.

The application rate for this product is 8 fl. oz. of product per 1,000 sq. ft. of lawn. Add an adequate amount of herbicide to the spray bottle to treat the *total* lawn area, or add 8 fl. oz. of product for every 1,000 sq.ft. of lawn area.

Do not add water to the sprayer jar.

Spray—Spray evenly over the lawn.

Example:

Set the dial— Set the dial on 4 oz.

Fill—For a lawn area of 3,000 sq.ft, pour or measure 24 fl.oz of product into sprayer jar. Do not add water.

Spray— Spray uniformly on 3,000 sq.ft. of lawn.

For READY-TO-SPRAY Hose End Sprayers:

This retail sprayer bottle will cover the treated areas described below when this product is applied at 8 fl. oz. of product per 1,000 sq.ft.

Approximate treated areas for four retail container sizes:

| Species | Amount of product (to treat approximate area, sq. ft.) | | | | |
|--|---|---|---|---|---|
| | Fl.oz./1,000 sq.ft. | 1.0 pt. (16 fl.oz.) sprayer jar or retail container | 1.0 qt. (32 fl.oz.) sprayer jar or retail container | 2.0 qt. (64 fl.oz.) retail container | 1 gallon (128 fl.oz.) retail container |
| Kentucky bluegrass Ryegrass, perennial and annual Tall fescue Mixtures of cool season species Bermudagrass ¹ , common and hybrid Zoysiagrass and Buffalograss, Bentgrass | 8 fl. oz. /1,000 sq.ft. | 2,000 sq. ft. | 4,000 sq.ft. | 8,000 sq. ft. | 16,000 sq. ft. |

¹Application to bermudagrass may cause temporary yellowing or discoloration but full recovery can be expected. Do not apply to bermudagrass when daytime temperatures exceed 85° F.

Instructions:

- Determine (Measure) the *total* lawn area to be sprayed. For rectangular areas, multiply the length by the width to obtain *total* square feet.
- **CONNECT:** Remove bottle cap and screw the spray nozzle onto the bottle. Attach [connect] garden hose to spray nozzle. Turn [rotate] the spray nozzle lever to the "OFF" position.
- **SPRAY:** Turn on water at faucet. Extend hose to the farthest area of lawn [turf] to be treated. To begin spraying, turn [rotate] the spray nozzle lever to the "SPRAY" position. The herbicide mixes automatically with the water. Walk at a steady pace while spraying evenly and working towards the faucet. Refer to view strip [graduated scale] on side of container to guide coverage. This xx fl. oz. container will treat up to xxxx sq.ft. of turfgrass.

- **FINISH:** To stop spraying, turn [rotate] spray nozzle lever to the "OFF" position. Turn off water at faucet. To relieve pressure, turn [rotate] spray nozzle to the "ON" position and point sprayer away from any desirable plants before disconnecting the sprayer nozzle from the garden hose.

OR

- CONNECT**
1. Shake well before use.
 2. Connect sprayer to garden hose.
 3. Turn on water.

- SPRAY**
1. Extend hose to farthest area to be treated, point nozzle in direction to be sprayed and turn on sprayer. Work back toward the faucet to avoid walking over treated grass.
 2. Walk at a steady pace while spraying, using an even sweeping motion, and slightly overlap the treated areas.



[Operating the Sprayer Top

Water control knob (closest to hose). < Graphic > Twist counterclockwise [clockwise] for 'On' & clockwise [counter-clockwise] for 'Off'.

Weed killer control knob. < Graphic > Twist knob until flat side is next to protruding plastic tab. This will release the safety feature. Push in for 'On' & out for 'Off'.]

- FINISH**
1. Turn off sprayer.
 2. Turn off water at faucet.
 3. Relieve pressure in hose by turning water back on at sprayer until water slows to a drip. Close sprayer.
 4. Disconnect sprayer from hose.

II. SPOT TREATMENTS FOR SMALL AREAS OR INDIVIDUAL WEEDS:

For hand-operated sprayers (backpack, knapsack, tank-type or pump-up): Mix 4 fl. oz. of product with 1 gallon of water. Note: Approximately one (1) gallon of spray solution will treat 500 sq.ft. See below for additional spray preparations. Shake well before spraying. Apply to actively growing weeds during the early growth stages. Spray coverage should be uniform and complete.

| Amount of Product to Use, Fluid Ounces | Amount of Water in Sprayer, Gallons | Approximate Treated Area, Square feet |
|---|--|--|
| 4 fl.oz. | 1 gallon | 500 sq ft |
| 6 fl.oz. | 1½ gallons | 750 sq ft |
| 8 fl.oz. | 2 gallons | 1,000 sq ft |
| 12 fl.oz. | 3 gallons | 1,500 sq ft |

Equal measures: 1 cup = 8 fl. oz. = 1/2 pint. 4 fl. oz. = 8 Tablespoons

OR

Measure indicated amount of product and pour into tank. Dilute with water according to the following chart. Adjust the nozzle to deliver coarse spray droplets and treat the area indicated.

| Amount of Product to Use, Fluid Ounces | Amount of Water in Sprayer, Gallons | Area To Treat, Square feet |
|---|--|-------------------------------|
| 4 fl.oz | 1 gallon | 500 sq ft |
| 8 fl.oz | 2 gallons | 1,000 sq ft |
| 12 fl.oz | 3 gallons | 1,500 sq ft |

Equal measures: 1 cup = 8 fl. oz. = 1/2 pint. 4 fl. oz. = 8 Tablespoons

CULTURAL TIPS:

For newly seeded areas:

- Do not apply within 4 weeks after seedling emergence of Kentucky bluegrass, fine fescue mixtures and perennial ryegrass. Apply this product to newly seeded grasses when well-established (approximately 6 weeks after seedling emergence) or after the third mowing.

For newly sodded, sprigged, or plugged areas:

- The application of this product to newly sodded, sprigged, or plugged grasses should be delayed until 3 to 4 weeks after the sodding, sprigging, or plugging operations.

Seeding:

- Turf species listed on this label can be seeded into the treated areas at four (4) weeks after the application of this product.

Irrigation:

- Do not apply this product immediately before rainfall or irrigation. For best results, do not irrigate or water the turfgrass within 24 hours after application.
- Adequate moisture and mild environmental conditions enhance the performance of EH-1432 Herbicide. If dry conditions exist, schedule irrigations (watering) at 24 hours before and after the application.
- Avoid applications of this product when turfgrasses are under stress since injury may result.

Mowing:

- Delay mowing 2 days before and until 2 days after the application of this product. Additional stress from low mowing heights may increase the possibility of turf injury.
- Clippings from the first three mowings should be left on the treated area. Do not use clippings from the treated areas as mulch or compost around flowers, ornamentals, trees, or in vegetable gardens.

PROHIBITIONS:

- Apply when daytime temperatures are between 50° and 90°F. Do not treat when air temperatures exceed 90°F as damage to turfgrass may occur. For bermudagrass lawns do not apply when daytime temperatures exceed 85° F.
- Application at rates above specified on this label may cause injury to turfgrass.
- Do not apply this product to food crops (gardens, fruits and vegetables), forage crops, or ornamental plants including flowers, trees, shrubs, hedges, woody ornamentals, groundcovers established in landscape plantings and other nontarget plants.
- Do not spray exposed roots of ornamentals and trees.

STORAGE AND DISPOSAL

PESTICIDE STORAGE: Keep from freezing. Store in original container in a locked storage area inaccessible to children and pets. Avoid contamination of food or feedstuffs.

DISPOSAL:

If Empty—Do not reuse this container. Place in trash or offer for recycling if available.

If Partly Filled—Call your local solid waste agency or toll free number (1-800-CLEANUP) for disposal instructions. Never place unused product down any indoor or outdoor drain.

LIMITED WARRANTY AND DISCLAIMER

FOR USE ONLY AS DIRECTED. THE MANUFACTURER NEITHER MAKES NOR INTENDS ANY EXPRESS OR IMPLIED WARRANTIES, INCLUDING ANY WARRANTY OF MERCHANTABILITY OR FITNESS FOR A PARTICULAR PURPOSE, WHICH ARE HEREBY EXPRESSLY DISCLAIMED. IN NO CASE SHALL THE MANUFACTURER BE LIABLE FOR INCIDENTAL, CONSEQUENTIAL, OR SPECIAL DAMAGES RESULTING FROM THE USE OR HANDLING OF THIS PRODUCT. If these terms are not acceptable, return this product unopened immediately to the point of purchase, and the purchase price will be refunded in full. The terms of this Limited Warranty and Disclaimer cannot be varied by any written or verbal statements or agreements at the point of sale or elsewhere.

Ortho[®] Dial'N Spray[®] Hose-End Sprayer is a registered trademark of The ORTHO Group.

Hudson[®] Hose End Liquid Concentrate Sprayer is a registered trademark of the H.D. Hudson Manufacturing Company.

Gilmour[®] Dial-A -Mix[®] Lawn and Garden Sprayer is a registered trademark of the Gilmour Manufacturing Company.

Trimec[®] is registered trademark of PBI/Gordon Corporation

13/24

APPENDIX

1. Advertising claims that may be presented on the retail containers of supplemental registrants.

- ◆ One quart covers up to 4,000 square feet.
- ◆ 1 quart treats [up to] 4,000 sq. ft.
- ◆ Keep from freezing.
- ◆ Controls crabgrass, yellow nutsedge, dandelion, chickweed, knotweed, henbit, plantain, clover, spurge and many other broadleaf lawn weeds including those shown on the side panel.
- ◆ Kills even the tough weeds...roots and all!
- ◆ Controls even the tough weeds...roots and all!
- ◆ Kills the root.
- ◆ Water based.
- ◆ Won't harm lawn grass when used according to label directions.
- ◆ Kills lawn weeds plus crabgrass.
- ◆ Kills [Controls] 200+ broadleaf weeds.
- ◆ Kills the weeds not the lawn
- ◆ Attach to [garden] hose and spray
- ◆ Simple to use
- ◆ Easy to use
- ◆ Easy to mix
- ◆ Proven performance
- ◆ For home lawn care
- ◆ Won't harm lawn grass when used as directed.
- ◆ Controls (Number) weeds!
- ◆ Mixes with Water - Concentrate
- ◆ Kill crabgrass, yellow nutsedge & [any listed weed(s)] too!
- ◆ CONTROLS
 SENSITIVE WEEDS: Crabgrass, yellow nutsedge, Bedstraw, Black Medic, Buckhorn, Chickweed, Clover, Dandelion, Knotweed, Lambsquarters, Peppergrass, Plantain, Purslane, Ragweed and Wild Lettuce.
 HARD-TO-KILL WEEDS: Chicory, Creeping Charlie, Creeping Jenny, Dock, Ground Ivy, Heal-All, Lespedeza, Mallow, Morningglory, Oxalis, Pigweed, Poison Ivy, Poison Oak, Sheep Sorrel, Speedwell, Spurge, Wild Carrot, Wild Onion, Yarrow and many other broadleaf weeds.
- ◆ Kills Lawn Weeds plus Crabgrass in One Step
- ◆ Kills Over 200 Lawn Weeds Plus Crabgrass in One Easy Step
- ◆ Kills Crabgrass plus Broadleaf Weeds
- ◆ Kills Listed Weeds
- ◆ Kills Hard-to-Control Weeds
- ◆ Systemic [Herbicide] [Activity]
- ◆ Kills Both Broadleaf and Grass Weeds
- ◆ Kills Dandelion, Crabgrass, Clover, plus 200 Other listed Weeds
- ◆ New!
- ◆ Three-in-One Product that Kills Crabgrass & Broadleaf Weeds
- ◆ Kills both Crabgrass & Broadleaf weeds
- ◆ Proprietary Formula that Kills Both Crabgrass and Broadleaf Weeds
- ◆ Effectively Kills Both Broadleaf and certain weed grasses
 - ◆ Kills Lawn Weeds plus Crabgrass in One Easy Step
 - ◆ Won't Harm Lawns* (when used as directed)
 - ◆ Kills 200+ Weeds (to the root)
 - ◆ Rainproof in 1 Hour
 - ◆ Treats 5,000 sq. ft.
 - ◆ Starts Working Immediately
 - ◆ All Weather Formula (rainproof in one hour).
 - ◆ Bayer 100% Satisfaction Guaranteed* (or your money back)

14/24

| | |
|------------|---|
| Sublabel 2 | Intended for pre-packed hose-end sprayers (also known as ready-sprays) |
|------------|---|

NOTIFICATION

NOV 20 2006

EH-1432 HERBICIDE
(Pre-packed Hose-end Sprayer Label)
(Front Panel)

▪ *Editorial Note – Marketing claims for the retail container from the Appendix on page 11 may be positioned here.*

| | |
|----------------------------------|----------------|
| ACTIVE INGREDIENTS: | |
| 2,4-D, dimethylamine salt | 4.85% |
| Quinclorac | 1.61% |
| Dicamba, dimethylamine salt..... | 0.45% |
| OTHER INGREDIENTS: | <u>93.09%</u> |
| TOTAL | 100.00% |

Net Contents 32 fl. oz. (946 mL)

KEEP OUT OF REACH OF CHILDREN

CAUTION

See back panel for additional precautionary statements.


Editorial Note – [Bracketed text] is optional language

(Back Panel)

OPEN Resealable Label for Directions & Precautions
PRESS TO RESEAL

EH-1432 Herbicide's exclusive formula kills lawn weeds plus crabgrass in one easy step. And it will not harm your lawn when used as directed. Convenient sprayer top connects to garden hose and automatically dispenses the weed killer. Ideal for large areas – treats 5,000 [4,000] square feet. Rainproof in one hour. No messy cleanup. Controlling lawn weeds plus crabgrass in your lawn has never been easier!



| QUICK FACTS | |
|---|--|
| <i>Editorial Note – Marketing Claims Positioned Here</i> | |
| KILLS | Broadleaf Weeds: Dandelion, Chickweed, and Clovers Grassy Weeds: Crabgrass and over 200 other weeds. |
| WHERE TO USE | ON LAWNS without harming lawn grasses – Bermudagrass ¹ , Buffalograss, Kentucky Bluegrass, Ryegrass, Fescue, Zoysia & Bentgrass ¹ Application to Bermudagrass may cause temporary yellowing or discoloration but full recovery can be expected. (Do not use on Bahiagrass, Carpetgrass, Centipedegrass, St. Augustine [including 'Floritam'], or Dichondra.) |
| COVERAGE | This bottle treats an average size lawn (5,000 [4,000] sq ft). Just hook bottle to hose and you are ready. |
|  | For questions or comments, call toll-free 1-800-XXX-YYYY or visit our website at www.CompanyName.com |

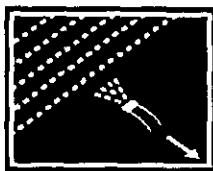
THIS PRODUCT CONTAINS: 4.03% 2,4-D acid equivalent, 1.61% Quinclorac acid, 0.37% Dicamba acid equivalent. Isomer Specific by AOAC Methods.

FOR OUTDOOR RESIDENTIAL USE ONLY

EPA Reg. No. 2217-894
EPA Est. No. 2217-KS-1

| DIRECTIONS FOR USE | |
|--|---|
| It is a violation of Federal law to use this product in a manner inconsistent with its labeling. | |
| HOW MUCH TO USE | Measure area to be sprayed. Calculate 'square feet' by multiplying length times width. This bottle will treat 5,000 sq. ft. in about 20 minutes (actual time will vary depending on water pressure), <i>Editorial Note – Final time value will be adjusted based on final hose-end sprayer selected for market</i> The maximum application rate to turf is 1.0 pound of 2,4-D acid equivalent per acre per application per site. The maximum number of broadcast applications per treatment site is 2 per year. |

DIRECTIONS FOR USE (cont.)

| | |
|---|---|
| <p>HOW TO USE</p> <p>Shake Well Before Use</p> | <p>CONNECT</p> <ol style="list-style-type: none"> 1. Shake well before use. 2. Connect sprayer to garden hose. 3. Turn on water. <p>SPRAY</p> <ol style="list-style-type: none"> 1. Extend hose to farthest area to be treated, point sprayer nozzle in direction to be sprayed. 2. Begin spraying – Push & hold lock tab away from knob, use other hand to turn knob clockwise [counter-clockwise] to ON position. 3. Walk at a steady pace while spraying, using an even sweeping motion, and slightly overlap the treated areas. Work back toward the faucet to avoid walking over wet, treated grass.  <p>FINISH</p> <ol style="list-style-type: none"> 1. To stop spraying, push & hold lock tab away from knob and use other hand to turn knob [clockwise] counter-clockwise to OFF position. 2. Turn off water at faucet. 3. Relieve water pressure in hose by turning sprayer back ON until water slows to a drip then turn sprayer OFF. 4. Disconnect sprayer from hose. |
|---|---|

| | |
|--------------------------------|---|
| <p>FOR BEST RESULTS</p> | <p>WHEN TO APPLY</p> <ul style="list-style-type: none"> • Spray when <ul style="list-style-type: none"> - weeds are small and actively growing - temperature is below 90°F. <i>Do not apply to bermudagrass lawns when daytime temperatures exceed 85° F.</i> • Certain hard-to-kill weeds may be retreated in 2 weeks if necessary. If more than 2 applications are needed, use a spot treatment lawn weed killer such as [the alternate brand name of Herbicide 3D RTU (72155-1)]. • Do not apply while grass is emerging from dormancy. • Newly seeded lawn may be sprayed after fourth mowing. • Bare spots may be seeded 4 weeks after application. • Keep product spray off plants growing in or around the lawn such as trees, shrubs, flowers, perennials, groundcovers, vegetables, & herbs. <p>MOWING</p> <ul style="list-style-type: none"> • Do not mow for 1 to 2 days after spraying • Clippings from the first three mowings should be left on the treated area. Do not use clippings from the treated areas as mulch or compost around flowers, ornamentals, trees, or in vegetable gardens. <p>WATERING</p> <ul style="list-style-type: none"> • If lawn is dry, water 1 to 2 days before using this product. • Rain or watering 3 hours after application will not wash away effectiveness. |
|--------------------------------|---|

| | |
|----------------------------|--|
| <p>HOW IT WORKS</p> | <p>EH-1432 Herbicide contains three proven weed killers to control lawn weeds & crabgrass down to the roots without harming your lawn when used as directed.</p> |
|----------------------------|--|

WEEDS

Annual Yellow Sweetclover, Aster, Austrian Fieldcress, Barnyardgrass, Bedstraw, Beggarticks, Florida Betony, Field Bindweed, Bird Vetch, Bitter Wintercress, Hairy Bittercress, Bitterweed, Black-eyed Susan, Black Medic, Black Mustard, Blackseed Plantain, Blessed Thistle, Bloodflower Milkweed, Blue Lettuce, Blue Vervain, Bracted Plantain, Brassbuttons, Bristly Oxtongue, Broadleaf Dock, Broadleaf Plantain, Broadleaf Signalgrass, Broomweed, Buckhorn Plantain, Bulbous Buttercup, Bull Thistle, Bullnettle, Burclover, Burdock, Burning Nettle, Burweed, Buttercup, Buttonweed, Canada Thistle, Carolina Geranium, Carpetweed, Catchweed Bedstraw, Catnip, Catsear, Common Chickweed, Mouseear Chickweed, Chicory, Cinquefoil, Crimson Clover, Hop Clover, Red Clover, Strawberry Clover, Sweet Clover, White Clover, Cockle, Cocklebur, Common Mullein, Creeping Charlie, Creeping Jenny, Cudweed, Curly Dock, English Daisy, Fleabane Daisy, Oxeye Daisy, Dandelion, Dichondra, Dogbane, Dogfennel, Dollarweed, Elderberry, False Dandelion, False Flax, False Sunflower, Fiddleneck, Florida Pusley, Frenchweed, Galinsoga, Giant Foxtail, Goathead, Goldenrod, Green Foxtail, Ground Ivy, Gumweed, Hairy Fleabane, Hawkweed, Healall, Drymary Heartleaf, Heath Aster, Hedge Bindweed, Hedge Mustard, Hemp, Henbit, Hoary Cress, Hoary Plantain, Hoary Vervain, Horsenettle, Jimsonweed, Knawel, Knotweed, Kochia, Lambsquarters, Large Crabgrass, Lespedeza, Mallow, Matchweed, Mexicanweed, Milk Vetch, Morningglory, Mouseear Hawkweed, Mugwort, Musk Thistle, Mustard, Narrowleaf Plantain, Narrowleaf Vetch, Nettle, Orange Hawkweed, Oriental Cocklebur, Oxalis, Parsley-piert, Parsnip, Pearlwort, Pennycress, Pennywort, Peppergrass, Pepperweed, Pigweed, Pineywoods Bedstraw, Plains Coreopsis (Tickseed), Plantain, Poison Ivy, Poison Oak, Pokeweed, Poorjoe, Prairie Sunflower, Prickly Lettuce, Prickly Sida, Prostrate Knotweed, Prostrate Pigweed, Prostrate Spurge, Prostrate Vervain, Puncturevine, Common Purslane, Ragweed, Red Sorrel, Redroot Pigweed, Redstem Filaree, Rough Cinquefoil, Rough Fleabane, Russian Pigweed, Russian Thistle, Scarlet Pimpernel, Scotch Thistle, Sheep Sorrel, Shepherdspurse, Slender Plantain, Smallflower Galinsoga, Smooth Crabgrass, Smooth Dock, Smooth Pigweed, Sorrel, Sowthistle, Spanishneedles, Speedwell, Spiny Amaranth, Spiny Cocklebur, Spiny Sowthistle, Spotted Catsear, Spotted Spurge, Spurweed, Stinging Nettle, India Mock Strawberry, Tall Nettle, Tall Vervain, Tansy Mustard, Tansy Ragwort, Tanweed, Thistle, Trailing Crownvetch, Tumble Mustard, Tumble Pigweed, Velvetleaf, Venice Mallow, Virginia Buttonweed, Virginia Creeper, Virginia Pepperweed, Wavyleaf Bullthistle, Western Clematis, Western Salsify, White Mustard, Wild Aster, Wild Buckwheat, Wild Carrot, Wild Four-o'clock, Wild Garlic, Wild Geranium, Wild Lettuce, Wild Marigold, Wild Mustard, Wild Onion, Wild Parsnip, Wild Radish, Wild Rape, Wild Strawberry, Wild Sweet Potato, Wild Vetch, Wild Violet, Woodsorrel, Woolly Croton, Woolly Morningglory, Woolly Plantain, Wormseed, Yarrow, Yellow Foxtail, Yellowflower Pepperweed, Yellow Rocket, and other broadleaf weeds



Do not allow people (other than applicator) or pets on treatment area during application and until spray has dried.

PRECAUTIONARY STATEMENTS

CAUTION

Hazards to Humans and Domestic Animals

- Harmful if swallowed.
- Causes moderate eye irritation.
- Avoid contact with eyes, skin, or clothing.
- When using this product, wear long-sleeved shirt, long pants, socks, shoes, and rubber gloves.

After using this product:


- Rinse gloves before removing and wash hands.
- If product gets on skin, wash thoroughly with soap & water.
- If product gets on clothing, remove clothing as soon as possible and launder clothing separately before reuse.

| FIRST AID + | |
|---|--|
| If Swallowed | <ul style="list-style-type: none"> ▪ Call a poison control center or doctor immediately for treatment advice. ▪ Have person sip a glass of water if able to swallow. ▪ Do not induce vomiting unless told to do so by a poison control center or doctor. ▪ Do not give anything by mouth to an unconscious person. |
| If in Eyes | <ul style="list-style-type: none"> ▪ Hold eye open and rinse slowly and gently with water for 15 to 20 minutes. ▪ Remove contact lenses, if present, after the first 5 minutes, then continue rinsing eye. ▪ Call a poison control center or doctor for further treatment advice. |
| <p>NOTE: When calling poison control center, have this product label accessible. If seeking treatment at an emergency room or doctor's office, bring this product label to show medical personnel. You may call toll-free 1-877-229-3763 for medical emergency information.</p> <p>Active Ingredients: 4.85% 2,4-D, dimethylamine salt (CAS # 2008-39-1), 0.45% Dicamba, dimethylamine salt (CAS # 2300-66-5), and 1.61%Quinclorac (CAS # 84087-1-4).</p> | |

ENVIRONMENTAL HAZARDS

- This product is toxic to aquatic invertebrates. Do not apply directly to lakes, streams, rivers or ponds.
- Drift or runoff may harm aquatic invertebrates and non-target plants.

Important – Directions for Storage and Disposal

| | |
|--|---|
| Storage Conditions | Store in original container in a cool, dry place, out of the reach of children, preferably a locked storage cabinet. Protect from freezing. |
| Disposal  | <p>If empty: Do not reuse this container. Place in trash or offer for recycling if available.</p> <p>If partly filled: Call your local solid waste agency or toll free 1-877-229-3724 for disposal instructions. Never place unused product down any indoor or outdoor drain.</p> |

NOTICE: Research and testing have determined that the "Directions for Use" are appropriate for the proper use of this product under expected conditions. The Buyer assumes responsibility for lack of performance or safety if not used according to the directions.

Money Back Guarantee: If you are not satisfied with this product, we will gladly refund your original purchase price.

D-9848 072205

19/
24

Sublabel 3 Intended for pump sprayers and hose-end sprayers that require addition of water

NOTIFICATION

NOV 20 2006

EH-1432 HERBICIDE
(Pump Sprayer / Hose-end Sprayer Label)
(Front Panel)

• Editorial Note – Marketing claims for the retail container from p. 11 may be positioned here.

ACTIVE INGREDIENTS:

| | |
|----------------------------------|---------------|
| 2,4-D, dimethylamine salt | 4.85% |
| Quinclorac | 1.61% |
| Dicamba, dimethylamine salt..... | 0.45% |
| OTHER INGREDIENTS:..... | <u>93.09%</u> |
| TOTAL | 100.00% |

Net Contents 32 fl. oz. (946 mL)

KEEP OUT OF REACH OF CHILDREN

CAUTION

See back panel for additional precautionary statements.

Editorial Note – [Bracketed text] is optional language


(Back Panel)

20/24

OPEN Resealable Label for Directions & Precautions
PRESS TO RESEAL

EH-1432 Herbicide's exclusive formula kills lawn weeds plus crabgrass in one easy step. And it will not harm your lawn when used as directed. Ideal for large areas – treats 5,000 [4,000] square feet. Rainproof in one hour. Controlling lawn weeds plus crabgrass in your lawn has never been easier!



| QUICK FACTS | |
|---|--|
| <i>Editorial Note – Marketing Claims Positioned Here</i> | |
| KILLS | Broadleaf Weeds: Dandelion, Chickweed, and Clovers Grassy Weeds: Crabgrass and over 200 other weeds. |
| WHERE TO USE | ON LAWNS without harming lawn grasses – Bermudagrass ¹ , Buffalograss, Kentucky Bluegrass, Ryegrass, Fescue, Zoysia & Bentgrass ¹ Application to bermudagrass may cause temporary yellowing or discoloration but full recovery can be expected. (Do not use on Bahiagrass, Carpetgrass, Centipedegrass, St. Augustine [including 'Floritam'], or Dichondra.) |
| COVERAGE | This bottle treats an average size lawn (5,000 sq ft [4,000]) |
|  | For questions or comments, call toll-free 1-800-XXX-YYYY or visit our website at www.CompanyName.com |

THIS PRODUCT CONTAINS: 4.03% 2,4-D acid equivalent, 1.61% Quinclorac acid, 0.37% Dicamba acid equivalent. Isomer Specific by AOAC Methods.

FOR OUTDOOR RESIDENTIAL USE ONLY

EPA Reg. No. 2217-894

EPA Est. No. 2217-KS-1

21/24

| DIRECTIONS FOR USE | |
|--|--|
| It is a violation of Federal law to use this product in a manner inconsistent with its labeling. | |
| HOW MUCH TO USE | <p>Measure area to be sprayed. Calculate 'square feet' by multiplying length times width.</p> <p>3.2 fl. oz. (6½ TBS) [4 fl. oz. (8 TBS)] of this product in one gallon of water treats 500 sq. ft.</p> <p>Food utensils, such as teaspoons and measuring cups, should not be used for food purposes after use with this herbicide.</p> <p>The maximum application rate to turf is 1.0 pound of 2,4-D acid equivalent per acre per application per site. The maximum number of broadcast applications per treatment site is 2 per year.</p> |
| HOW TO USE | Shake bottle well before use. |
| PUMP STYLE TANK SPRAYERS | <p><i>Best for spraying small areas (spot treatment) such as individual weeds.</i></p> <ol style="list-style-type: none"> 1. Add the appropriate amounts of water & this product to the sprayer tank. 2. Close sprayer, shake well and pressurize. 3. Adjust nozzle to a coarse spray pattern. Hold tip of wand about 12" from weed(s), aim at center of weed & spray. 4. Occasionally re-pressurize sprayer if needed to maintain a good spray pattern. |
| DIAL-STYLE HOSE-END SPRAYERS | <p><i>Best for spraying large areas (broadcast treatment) such as the entire lawn.</i></p> <ol style="list-style-type: none"> 1. Fill sprayer jar with enough of this product to cover area to be treated. DO NOT ADD WATER. 2. Close sprayer and set dial. 3. Attach sprayer to hose and apply. 4. To avoid contact with the treated area, begin by spraying area farthest from faucet walking backwards as you spray. |
| CONCENTRATE PLUS WATER HOSE-END SPRAYERS | <p><i>Best for spraying large areas (broadcast treatment) such as the entire lawn.</i></p> <ol style="list-style-type: none"> 1. Pour this product into sprayer jar to the required 'Fluid Ounce' level. 2. Add the appropriate amount of water to the 'Gallons' level. 3. Replace sprayer top and shake well before applying. 4. Attach sprayer to garden hose and apply. 5. To avoid contact with the treated area, begin by spraying area farthest from faucet walking backwards as you spray. |

22/24

| | |
|-------------------------|---|
| FOR BEST RESULTS | <p>WHEN TO APPLY</p> <ul style="list-style-type: none">• Spray when<ul style="list-style-type: none">- weeds are small and actively growing- temperature is below 90°F <i>Do not apply to bermudagrass lawns when daytime temperatures exceed 85° F.</i>• Certain hard-to-kill weeds may be retreated in 2 weeks if necessary. If more than 2 applications are needed, spot treat individual weeds using this product in a tank sprayer.• Do not apply while grass is emerging from dormancy.• Newly seeded lawn may be sprayed after fourth mowing.• Bare spots may be seeded 4 weeks after application.• Keep product spray & drift off plants growing in or around the lawn such as trees, shrubs, flowers, perennials, groundcovers, vegetables, & herbs. <p>MOWING</p> <ul style="list-style-type: none">• Do not mow for 1 to 2 days after spraying.• Clippings from the first three mowings should be left on the treated area. Do not use the clippings from the treated areas as mulch or compost around flowers, ornamentals, trees, or in vegetable gardens. <p>WATERING</p> <ul style="list-style-type: none">• If lawn is dry, water 1 to 2 days before using this product.• Rain or watering 3 hours after application will not wash away effectiveness. |
| HOW IT WORKS | EH-1432 Herbicide contains three proven weed killers to control lawn weeds & crabgrass down to the roots without harming your lawn when used as directed. |

WEEDS

Annual Yellow Sweetclover, Aster, Austrian Fieldcress, Barnyardgrass, Bedstraw, Beggarticks, Florida Betony, Field Bindweed, Bird Vetch, Bitter Wintercress, Hairy Bittercress, Bitterweed, Black-eyed Susan, Black Medic, Black Mustard, Blackseed Plantain, Blessed Thistle, Bloodflower Milkweed, Blue Lettuce, Blue Vervain, Bracted Plantain, Brassbuttons, Bristly Oxtongue, Broadleaf Dock, Broadleaf Plantain, Broadleaf Signalgrass, Broomweed, Buckhorn Plantain, Bulbous Buttercup, Bull Thistle, Bullnettle, Burclover, Burdock, Burning Nettle, Burweed, Buttercup, Buttonweed, Canada Thistle, Carolina Geranium, Carpetweed, Catchweed Bedstraw, Catnip, Catsear, Common Chickweed, Mouseear Chickweed, Chicory, Cinquefoil, Crimson Clover, Hop Clover, Red Clover, Strawberry Clover, Sweet Clover, White Clover, Cockle, Cocklebur, Common Mullein, Creeping Charlie, Creeping Jenny, Cudweed, Curly Dock, English Daisy, Fleabane Daisy, Oxeye Daisy, Dandelion, Dichondra, Dogbane, Dogfennel, Dollarweed, Elderberry, False Dandelion, False Flax, False Sunflower, Fiddleneck, Florida Pusley, Frenchweed, Galinsoga, Giant Foxtail, Goathead, Goldenrod, Green Foxtail, Ground Ivy, Gumweed, Hairy Fleabane, Hawkweed, Healall, Drymary Heartleaf, Heath Aster, Hedge Bindweed, Hedge Mustard, Hemp, Henbit, Hoary Cress, Hoary Plantain, Hoary Vervain, Horsenettle, Jimsonweed, Knawel, Knotweed, Kochia, Lambsquarters, Large Crabgrass, Lespedeza, Mallow, Matchweed, Mexicanweed, Milk Vetch, Morningglory, Mouseear Hawkweed, Mugwort, Musk Thistle, Mustard, Narrowleaf Plantain, Narrowleaf Vetch, Nettle, Orange Hawkweed, Oriental Cocklebur, Oxalis, Parsley-piert, Parsnip, Pearlwort, Pennycress, Pennywort, Peppergrass, Pepperweed, Pigweed, Pineywoods Bedstraw, Plains Coreopsis (Tickseed), Plantain, Poison Ivy, Poison Oak, Pokeweed, Poorjoe, Prairie Sunflower, Prickly Lettuce, Prickly Sida, Prostrate Knotweed, Prostrate Pigweed, Prostrate Spurge, Prostrate Vervain, Puncturevine, Common Purslane, Ragweed, Red Sorrel, Redroot Pigweed, Redstem Filaree, Rough Cinquefoil, Rough Fleabane, Russian Pigweed, Russian Thistle, Scarlet Pimpernel, Scotch Thistle, Sheep Sorrel, Shepherdspurse, Slender Plantain, Smallflower Galinsoga, Smooth Crabgrass, Smooth Dock, Smooth Pigweed, Sorrel, Sowthistle, Spanishneedles, Speedwell, Spiny Amaranth, Spiny Cocklebur, Spiny Sowthistle, Spotted Catsear, Spotted Spurge, Spurweed, Stinging Nettle, India Mock Strawberry, Tall Nettle, Tall Vervain, Tansy Mustard, Tansy Ragwort, Tanweed, Thistle, Trailing Crownvetch, Tumble Mustard, Tumble Pigweed, Velvetleaf, Venice Mallow, Virginia Buttonweed, Virginia Creeper, Virginia Pepperweed, Wavyleaf Bullthistle, Western Clematis, Western Salsify, White Mustard, Wild Aster, Wild Buckwheat, Wild Carrot, Wild Four-o'clock, Wild Garlic, Wild Geranium, Wild Lettuce, Wild Marigold, Wild Mustard, Wild Onion, Wild Parsnip, Wild Radish, Wild Rape, Wild Strawberry, Wild Sweet Potato, Wild Vetch, Wild Violet, Woodsorrel, Woolly Croton, Woolly Morningglory, Woolly Plantain, Wormseed, Yarrow, Yellow Foxtail, Yellowflower Pepperweed, Yellow Rocket, and other broadleaf weeds



Do not allow people (other than applicator) or pets on treatment area during application and until spray has dried.

PRECAUTIONARY STATEMENTS

CAUTION

Hazards to Humans and Domestic Animals

- Harmful if swallowed.
- Causes moderate eye irritation.
- Avoid contact with eyes, skin, or clothing.
- When using this product, wear long-sleeved shirt, long pants, socks, shoes, and rubber gloves.


After using this product:

- Rinse gloves before removing and wash hands.
- If product gets on skin, wash thoroughly with soap & water.
- If product gets on clothing, remove clothing as soon as possible and launder clothing separately before reuse.

24/24

| FIRST AID + | |
|--|--|
| If Swallowed | <ul style="list-style-type: none"> ▪ Call a poison control center or doctor immediately for treatment advice. ▪ Have person sip a glass of water if able to swallow. ▪ Do not induce vomiting unless told to do so by a poison control center or doctor. ▪ Do not give anything by mouth to an unconscious person. |
| If in Eyes | <ul style="list-style-type: none"> ▪ Hold eye open and rinse slowly and gently with water for 15 to 20 minutes. ▪ Remove contact lenses, if present, after the first 5 minutes, then continue rinsing eye. ▪ Call a poison control center or doctor for further treatment advice. |
| <p>NOTE: When calling poison control center, have this product label accessible. If seeking treatment at an emergency room or doctor's office, bring this product label to show medical personnel. You may call toll-free 1-877-229-3763 for medical emergency information.</p> <p>Active Ingredients: 4.85% 2,4-D, dimethylamine salt (CAS # 2008-39-1), 0.45% Dicamba, dimethylamine salt (CAS # 2300-66-5), and 1.61% Quinclorac (CAS # 84087-1-4).</p> | |

| ENVIRONMENTAL HAZARDS |
|---|
| <ul style="list-style-type: none"> • This product is toxic to aquatic invertebrates. Do not apply directly to lakes, streams, rivers or ponds. • Drift or runoff may harm aquatic invertebrates and non-target plants. • Most cases of groundwater contamination involving phenoxy herbicides such as 2,4-D have been associated with mixing/loading and disposal sites. Caution should be exercised when handling 2,4-D pesticides at such sites to prevent contamination of groundwater supplies. Use of closed systems for mixing or transferring this pesticide will reduce the probability of spills. Placement of the mixing/loading equipment on an impervious pad to contain spills will help prevent groundwater. |

| Important – Directions for Storage and Disposal | |
|--|---|
| Storage Conditions | Store in original container in a cool, dry place, out of the reach of children, preferably a locked storage cabinet. Protect from freezing. |
| Disposal  | <p>If empty: Do not reuse this container. Place in trash or offer for recycling if available.</p> <p>If partly filled: Call your local solid waste agency or toll free 1-877-229-3724 for disposal instructions. Never place unused product down any indoor or outdoor drain.</p> |

NOTICE: Research and testing have determined that the "Directions for Use" are appropriate for the proper use of this product under expected conditions. The Buyer assumes responsibility for lack of performance or safety if not used according to the directions.

Money Back Guarantee: If you are not satisfied with this product, we will gladly refund your original purchase price.

D-9848 072205