



UNITED STATES ENVIRONMENTAL PROTECTION AGENCY
WASHINGTON, D.C. 20460

OFFICE OF
PREVENTION, PESTICIDES AND
TOXIC SUBSTANCE

James L. Kunstman, Ph.D.
Director of Regulatory Services
PBI/Gordon Corporation
P.O. Box 014090
Kansas City, Missouri 64101

FEB 5 2010

Subject: Notification(s) for Label Revisions under PRN 2007-4 and 98-10

1. Clarification in use directions for the EzSpray applicator
2. Updated marketing statements

Dear Dr. Kunstman:

The Agency is in receipt of your Application(s) for Pesticide Notification under Pesticide Registration Notices (PRN) 2007-4 and 98-10 dated January 4, 2010 for:

EPA Registration 2217-887 EH-1428 Herbicide

The Registration Division (RD) has conducted a review of the request(s) for applicability under 2007-4 and 98-10 and finds that the label changes requested fall within the scope of 2007-4 and 98-10. The label has been date-stamped "Notification" and will be placed in our records.

Please be reminded that 40 CFR Part 156.140(a)(4) requires that a batch code, lot number, or other code identify the batch of the pesticide distributed and sold be placed on nonrefillable containers. The code may appear either on the label (and can be added by non-notification/PR Notice 98-10) or durably marked on the container itself.

If you have any questions, please contact me directly at 703-305-6249 or Nicole Williams of my staff at 703-308-5551.

Sincerely,

Linda Arrington
Notifications & Minor Formulations Team Leader
Registration Division (7505P)
Office of Pesticide Programs



United States
Environmental Protection Agency
 Washington, DC 20460

Registration
 Amendment
 Other

OPP Identifier Number

Application for Pesticide - Section I

1. Company/Product Number 2217-887	2. EPA Product Manager Kathryn V. Montague	3. Proposed Classification <input checked="" type="checkbox"/> None <input type="checkbox"/> Restricted
4. Company/Product (Name) EH-1428 Herbicide	PM# Product Manager—Team 23	
5. Name and Address of Applicant (Include ZIP Code) PBI/Gordon Corporation Post Office Box 014090 Kansas City, Missouri 64101 <input type="checkbox"/> Check if this is a new address	6. Expedited Review. In accordance with FIFRA Section 3(c)(3) (b)(i), my product is similar or identical in composition and labeling to: EPA Reg. No. _____ Product Name _____	

Section - II

<input type="checkbox"/> Amendment - Explain below.	<input type="checkbox"/> Final printed labels in response to Agency letter dated _____	NOTIFICATION FEB - 5 2010
<input type="checkbox"/> Resubmission in response to Agency letter dated _____	<input type="checkbox"/> "Me Too" Application.	
<input checked="" type="checkbox"/> Notification - Explain below.	<input type="checkbox"/> Other - Explain below.	

Explanation: Use additional page(s) if necessary. (For section I and Section II.)

Labeling notification per Pesticide Registration Notice (PRN) 98-10.

1. Clarify use directions for the EzSPRAY applicator (pages 7-8), with two related marketing claims (page 13).
2. Modify the Storage and Disposal statement to clarify the prohibition regarding re-use of the container (p. 9)

Please refer to the highlighted text on the enclosed draft label.

This notification is consistent with the provisions of PR Notice 98-10 and EPA regulations at 40 CFR 152.46, and no other changes have been made to the labeling or Confidential Statement of Formula of this product. I understand that it is a violation of 18 U.S.C Sec. 1001 to willfully make any false statement to the EPA. I further understand that if this notification is not consistent with the terms of PR Notice 98-10 and 40 CFR 152.46, this product may be in violation of FIFRA and I may be subject to enforcement action and penalties under Section 12 and 14 of FIFRA.

e-mail to jkunstman@pbigordon.com FAX: 816-421-2731

Section - III

1. Material This Product Will Be Packaged In:			
Child-Resistant Packaging <input type="checkbox"/> Yes* <input checked="" type="checkbox"/> No	Unit Packaging <input type="checkbox"/> Yes <input checked="" type="checkbox"/> No	Water Soluble Packaging <input type="checkbox"/> Yes <input checked="" type="checkbox"/> No	2. Type of Container <input type="checkbox"/> Metal <input checked="" type="checkbox"/> Plastic <input type="checkbox"/> Glass <input type="checkbox"/> Paper <input type="checkbox"/> Other (Specify) _____
* Certification must be submitted		If "Yes" Unit Packaging wgt. No. per container	If "Yes" Package wgt. No. per Container
3. Location of Net Contents Information <input checked="" type="checkbox"/> Label <input type="checkbox"/> Container	4. Size(s) Retail Container 24 fl. oz., 1.0 quart, 1.0 and 1.3 gallon	5. Location of Label Directions <input checked="" type="checkbox"/> On Label <input type="checkbox"/> On Labeling accompanying product	
6. Manner in Which Label is Affixed to Product <input type="checkbox"/> Lithograph <input type="checkbox"/> Other _____ <input checked="" type="checkbox"/> Paper glued <input type="checkbox"/> Stenciled			

Section - IV

1. Contact Point (Complete items directly below for identification of individual to be contacted, if necessary, to process this application.)		
Name James L. Kunstman, Ph.D.	Title Director of Regulatory Services	Telephone No. (Include Area Code) 816-460-6292
<p align="center">Certification</p> <p><i>I certify that the statements I have made on this form and all attachments thereto are true, accurate and complete. I acknowledge that any knowingly false or misleading statement may be punishable by fine or imprisonment or both under applicable law.</i></p>		6. Date Application Received (Stamped)
2. Signature 	3. Title Director of Regulatory Services	
4. Typed Name James L. Kunstman, Ph.D.	5. Date January 4, 2010	


Certification with Respect to Label Integrity

version: 9/11/02

I certify that the information (including, but not limited to, text, tables, and graphics) contained in the electronic file identified below by file name and submitted with this certification is the same information as that on the paper copies of these documents included with this submission.

PROPOSED LABEL		
EPA Registration #	Date Submitted to EPA	Electronic file name
2217-887	1/4/2010	002217-00887.20100104. notif-proposed-highlighted 002217-00887.20100104. notif-proposed-clean

I certify that the statements that I have made on this form are true, accurate, and complete. I acknowledge that any knowingly false or misleading statements may be punishable by fine or imprisonment or both under applicable law.



Signature

01/04/2010

Date

James L. Kunstman, Ph.D.

Name (typed)

Director, Regulatory Services

Title

4
20

EH-1428 HERBICIDE


NOTIFICATION

EPA Reg. No. 2217-887

FEB - 5 2010

Two sublabels represent the entire master label of EH-1428 Herbicide. Please refer to the appropriate section of the labeling as shown as follows:

Section
Language Common to All Sublabels
Sublabel 1
Sublabel 2
Appendix
Document Control Information



5/20

Language Common to All Sublabels

EH-1428 HERBICIDE

EPA Reg. No. 2217-887

ACTIVE INGREDIENT:

2,4-D, dimethylamine salt	0.253%
Quinclorac	0.121%
Dicamba, dimethylamine salt	0.029%
Sulfentrazone	0.015%

INERT INGREDIENTS:	99.582%
TOTAL	100.000%

THIS PRODUCT CONTAINS:

- 0.018 lb 2,4-dichlorophenoxyacetic acid equivalent per gallon or 0.210%
 - 0.010 lb 3,7-dichloro-8-quinolinecarboxylic acid per gallon or 0.121%
 - 0.002 lb 3,6-dichloro-o-anisic acid equivalent per gallon or 0.024%
 - 0.001 lb N-[2,4-dichloro-5-[4-(difluoromethyl)-4,5-dihydro-3-methyl-5-oxo-1H-1,2,4-triazol-1-yl]phenyl]methanesulfonamide per gallon or 0.015%
- Isomer Specific by AOAC Method.

KEEP OUT OF REACH OF CHILDREN

CAUTION

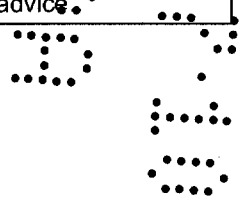
STOP! READ THE ENTIRE LABEL FIRST. OBSERVE ALL PRECAUTIONS AND FOLLOW DIRECTIONS CAREFULLY.

PRECAUTIONARY STATEMENTS

Hazards to Humans and Domestic Animals

CAUTION: Causes moderate eye irritation. Avoid contact with eyes or clothing. Harmful if swallowed. Wear long-sleeved shirt and long pants, shoes plus socks and gloves. Wash thoroughly with soap and water after handling and before eating, drinking, chewing gum, using tobacco or using the toilet.

First Aid	
If swallowed:	<ul style="list-style-type: none"> • Call a poison control center or doctor immediately for treatment advice. • Have person sip a glass of water if able to swallow. • Do not induce vomiting unless told to do so by the poison control center or doctor. • Do not give anything by mouth to an unconscious person.
If in eyes:	<ul style="list-style-type: none"> • Hold eyes open and rinse slowly and gently with water for 15-20 minutes. Remove contact lenses, if present, after the first 5 minutes, then continue rinsing eye. • Call a poison control center for treatment advice.
Have the product container or label with you when calling a poison control center or doctor or going for treatment. You may also contact 1-877-800-5556 for emergency medical treatment advice.	



Environmental Hazards


This pesticide is toxic to fish and aquatic invertebrates. Do not apply directly to water, to areas where surface water is present, or to intertidal areas below the mean high water mark. Drift and runoff may be hazardous to aquatic organisms in water adjacent to treated areas. Do not contaminate water when disposing of equipment wash waters or rinsate.

This chemical has properties and characteristics associated with chemicals detected in groundwater. The use of this chemical in areas where soils are permeable, particularly where the water table is shallow, may result in groundwater contamination. Application around a cistern or well may result in contamination of drinking water or groundwater.

[Environmental Hazards (alternate per PRN 2008-1)

This pesticide is toxic to fish and aquatic invertebrates. Drift and runoff may be hazardous to aquatic organisms in water adjacent to treated areas. To protect the environment, do not allow pesticide to enter or run off into storm drains, drainage ditches, gutters or surface waters. Applying this product in calm weather when rain is not predicted for the next 24 hours will help to ensure that wind or rain does not blow or wash pesticide off the treatment area.

This chemical has properties and characteristics associated with chemicals detected in groundwater. The use of this chemical in areas where soils are permeable, particularly where the water table is shallow, may result in groundwater contamination. Application around a cistern or well may result in contamination of drinking water or groundwater.]



7/20

SUBLABEL 1

DIRECTIONS FOR USE

It is a violation of Federal law to use this product in a manner inconsistent with its labeling.

GENERAL PRECAUTIONS AND RESTRICTIONS:

- Do not apply this product in a way that will contact any person or pet, either directly or through drift. Keep people and pets out of the area during application.
- Do not allow people or pets to enter the treated area until sprays have dried.

For home lawn care:

EH-1428 Herbicide is a ready-to-use (RTU) product intended for "spot" treatment of individual broadleaf and grass weeds by homeowners on residential lawns. This product should be applied to lawns containing the following species of grass: Kentucky bluegrass, Perennial ryegrass, Fescue species (including tall, red, and fine leaf varieties), Bermudagrass¹, buffalograss and Zoysiagrass.

¹Application to bermudagrass may cause temporary yellowing or discoloration but full recovery can be expected. Do not apply to bermudagrass when daytime temperatures exceed 85°F.

EH-1428 Herbicide should not be used on lawns containing bentgrass, St Augustinegrass, bahiagrass, centipedegrass, or carpetgrass. Do not use on dichondra or lawns with desirable clovers or legumes, on vegetable gardens, fruits, or ornamentals (flowers, trees, groundcovers, hedges, landscape/flower beds and shrubs)

[options for different size containers]


- This 24 fl.oz. retail container size treats approximately 180 weeds or up to 180 sq.ft.
- This 32 fl.oz. (1.0 quart) retail container size treats approximately 250 weeds or up to 250 sq.ft.
- This 128 fl.oz. (1.0 gallon) retail container size treats approximately 1,000 weeds or up to 1,000 sq.ft.
- This 1.3 gallon retail container size treats approximately 1,300 weeds or up to 1,300 sq.ft.

WEEDS CONTROLLED:

EH-1428 Herbicide will control or suppress the following broadleaf and grass weeds. Partial weed lists are presented below:

Broadleaf Weeds			
Bedstraw	Ground ivy	Morningglory	Redweed
Black medic	Healall	Old world diamond flower	Sheep sorrel
Buckhorn	Henbit	Peppergrass	Shepherdspurse
Burdock	Innocence (Blue-eyed Mary)	Pigweed	Speedwell
Chicory	Knotweed	Plantain	Spurge
Chickweed	Lambsquarters	Poison ivy	Wild carrot
Clover	Lawn burweed	Poison oak	Wild garlic
Corn speedwell	Lespedeza	Purple cudweed	Wild lettuce
Dandelion	Mallow	Purslane	Wild onion
Dock		Ragweed	Yarrow

Grassy Weeds			
Crabgrass (large and smooth)	Foxtail (green, giant and yellow)	Yellow nutsedge	



HAND SPRAYER PRODUCT

(Directions & Storage and Disposal)

1. Shake well.
2. Connect trigger sprayer. Unscrew and discard the white cap on the bottle. Insert the hose into the bottle and tighten the cap securely.
3. Prime Sprayer: Turn the sprayer nozzle one-half turn counter-clockwise. Hold the sprayer lower than the bottle and squeeze the trigger several times until it sprays. Adjust the nozzle to coarse spray pattern to minimize wind drift. (graphic)
4. Spray just enough [EH-1428 Herbicide] [product] to lightly cover [broadleaf and grass] weeds. **Excessive spraying can injure some lawns.** Do not apply when daytime temperatures are above 90° F as lawn injury can occur. (graphic) Spray only the weeds, not the entire lawn.
5. Weeds will begin wilting and browning overnight.

[Alternate Hand Sprayer Directions

SPRAYER APPLICATION

BEFORE USE:

1. Shake well before each use.
2. Peel sticker from flip-top cap and open cap. Discard sticker.
3. Remove sprayer from its slot beneath the bottle handle and remove and discard plastic wrap. Pull black hose tip to completely extend tubing.
4. Firmly press black hose tip into opening in cap until it snaps into place.
5. Hold sprayer below the level of the container and prime by pumping trigger several times until product is dispensed.
6. Adjust nozzle to desired setting.

AFTER USE:

7. To store, turn sprayer nozzle off.
8. DO NOT disconnect hose.
9. Return sprayer to its slot. Hose can be pushed back into sprayer handle.]

USE TIPS

- Some hard-to-kill weeds may require re-treatment. Wait at least 30 days between applications - some weeds can take that long to die.
- Rainproof [Rain fast] - rain or watering 3 hours after application will not wash away effectiveness. [If rainfall occurs within 3 hours of application, the product should be reapplied.]
- Do not allow spray to drift onto desirable plants since injury may result.

STORAGE AND DISPOSAL

Do not contaminate water, food, or feed by storage and disposal.


PESTICIDE STORAGE: Turn the nozzle to "OFF" position and store with sprayer above the level of liquid in container to prevent leakage. Store in original container in an area inaccessible to children and pets.

PESTICIDE DISPOSAL AND CONTAINER HANDLING: Nonrefillable container. Do not reuse or refill this container. **If empty:** Place in trash or offer for recycling if available. **If partly filled:** Call your local solid waste agency or www.website.com for disposal instructions. Never place unused product down any indoor or outdoor drain.

TRIGGER SPRAYER PRODUCT

(Directions & Storage and Disposal)

1. Shake well.
2. Adjust nozzle to coarse spray pattern to minimize wind drift. (graphic)



3. Spray just enough [EH-1428 Herbicide] [product] to lightly cover [grass and broadleaf] weeds. **Excessive spraying can injure some lawns.** Do not apply when daytime temperatures are above 90°F as lawn injury can occur. (graphic) Spray only the weeds, not the entire lawn.
4. Weeds will begin wilting and browning overnight.

USE TIPS

- ❖ Some hard-to-kill weeds may require re-treatment. Wait at least 30 days between applications - some weeds can take that long to die.
- ❖ Rainproof [Rain fast] - rain or watering 3 hours after application will not wash away effectiveness. [If rainfall occurs within 3 hours of application, the product should be re-applied.]
- ❖ Do not allow spray to drift onto desirable plants since injury may result.

STORAGE AND DISPOSAL
 Do not contaminate water, food, or feed by storage and disposal.

PESTICIDE STORAGE: Turn the nozzle to "OFF" position and store with sprayer above the level of liquid in container to prevent leakage. Store in original container in an area inaccessible to children and pets.

PESTICIDE DISPOSAL AND CONTAINER HANDLING: Nonrefillable container. Do not reuse or refill this container. **If empty:** Place in trash or offer for recycling if available. **If partly filled:** Call your local solid waste agency or www.website.com for disposal instructions. Never place unused product down any indoor or outdoor drain.

[Optional Directions for Use]

CLAIMS, DIRECTIONS AND STORAGE AND DISPOSAL FOR THE POWER PUMP


Patent Pending

[Revolutionary (NEW) Power Pump(TM) [Spray] • Works like a pressure sprayer • Ready to Pump and Spray • Refillable • Power Pump Pressure Sprayer • Pump & Spray Your Weeds Away • Rest Your Trigger Finger]

EH-1428 Herbicide kills more than [number] types of [grass and broadleaf] [lawn] weeds down to the root. [ALTERNATE: EH-1428 Herbicide kills all major [grass and broadleaf] [lawn] weeds down to the root. And EH-1428 Herbicide is formulated to kill only the weeds, not the lawn.] And the revolutionary Power Pump [Spray] eliminates the need to squeeze a trigger sprayer over and over again. The Power Pump [Spray] works like a pressure sprayer - just pump it a few times and spray. And the Power Pump [Spray] can be refilled up to 5 times with EH-1426 Herbicide [brand name] for incredible value!

Use to Spot Treat: Bedstraw, Black medic, Buckhorn, Canada Thistle, Chickweed, Chicory, Clover, Crabgrass, Cudweed, Curly dock, Dandelion, Dollarweed, English daisy, Filaree, Fleabane, Foxtail, Ground ivy, Heal-all, Henbit, Knotweed, Lambsquarters, Lespedeza, Matchweed, Morningglory, Mustard, Oxalis, Pennywort, Pepperweed, Pigweed, Plantain, Poison ivy, Poison oak, Prickly lettuce, Purslane, Ragweed, Sheep sorrel, Shepherdspurse, Speedwell, Spurge, Wild carrot, Wild garlic, Wild lettuce, Wild onion, Yarrow, Yellow Nutsedge and more!

1. **CONNECT WAND HOSE TO POWER PUMP [SPRAY] BOTTLE.** Unwrap the wand. Unscrew and discard the Black Cap on the bottle. Push the Clear Tube down through the small opening on the bottle. (graphic) Tightly screw the Green Hose Connector Cap onto the bottle. (graphic) Make sure the Green Button on the wand is "OFF" or "UP" before pressurizing. (graphic)
2. **PRESSURIZE THE POWER PUMP [SPRAY].** Break off the Pump Handle "TAB" with your thumb. (graphic) Pump 20 to 30 times to build up pressure.



NOTE: The Power Pump [Spray] bottle may bulge slightly as it is pressurized. Never pressurize by any means other than the pump included. You'll need to pump occasionally during use to keep the Power Pump [Spray] pressurized.

- 3. **SHAKE WELL.** (graphic)
- 4. **SPRAY WEEDS.** Spray just enough [EH-1428 Herbicide] [product] to lightly cover [grass and broadleaf] weeds. **Excessive spraying can injure some lawns.**
Just press the Green Button on the wand to spray. If needed, the button can be locked "ON" by pushing it down and forward at the same time. The reverse motion will lock it "OFF." Do not apply when daytime temperatures are above 90°F as lawn injury may occur. Spray only the weeds, not the entire lawn.
- 5. Weeds will begin wilting and browning overnight.

USE TIPS

- Some hard-to-kill weeds may require re-treatment. Wait at least 30 days between applications - some weeds can take that long to die.
- Rainproof [Rain fast] - rain or watering 3 hours after application will not wash away effectiveness. [If rainfall occurs within 3 hours of application, the product should be re-applied.]
- Do not allow spray to drift onto desirable plants since injury may result.

REFILLING

The Power Pump [Spray] can be refilled up to 5 times with EH-1426 Herbicide. Add five (5) fl.oz. of concentrate and dilute to a gallon with water. Use "Fill to Here" mark on the side of the Power Pump [Spray] bottle as a guide. Shake well to mix.

This dilution rate results in a product with the same strength as that supplied in the Power Pump [Spray] when purchased. Make sure the Green Pump Cap and the Green Hose Connector Cap are tightly secured before re-pressurizing. Make sure the Green Button on the wand is "OFF" or "UP" before pressurizing. (graphic) **IMPORTANT: Do not refill more than 5 times.**

To keep track of the number of times refilled, put a mark through the appropriate number: (1) (2) (3) (4) (5-final). Do not use any product other than EH-1426 Herbicide in this Power Pump [Spray]. Incompatible chemicals may damage the pump making it unsafe to use.

[Satisfaction Guaranteed: If for any reason you are not completely satisfied with the performance or results of this [brand name] product, it will be repaired or replaced free of charge. Simply provide proof of purchase and return the product and/or unused portion to the place of purchase.]

STORAGE AND DISPOSAL
Do not contaminate water, food, or feed by storage and disposal.


PESTICIDE STORAGE: Always release pressure by unscrewing the pump cap before storing. Store in original container in an area inaccessible to children and pets.

PESTICIDE DISPOSAL AND CONTAINER HANDLING: Nonrefillable container. Do not reuse or refill this container. **If empty:** Place in trash or offer for recycling if available. **If partly filled:** Call your local solid waste agency or www.website.com for disposal instructions. Never place unused product down any indoor or outdoor drain.

[Optional Directions for Use]

DIRECTIONS FOR USE for Spectracide Weed Stop EzSPRAY(TM) applicator:
EzSPRAY(TM) EASY SET UP

- 1. Remove sprayer from side holder. [Gently pull tubing out.] [Unwrap tubing]
- 2. Remove seal from top of cap. Unplug cap.
- 3. Securely snap the [green] plug into hole in cap.



4. Remove plastic tab near [bottom] [top] of sprayer to activate batteries.
5. Twist nozzle to adjust spray from CLOSE to SPRAY to STREAM.
6. When priming the sprayer, hold sprayer level to the ground. Sprayer may not prime if it is held at an angle. Once primed, it will spray in any direction.
[graphics included for each of the five steps above]

HOW TO USE THE EzSPRAY(TM)

- A. Aim toward target [weeds/plants] [area to be treated], and away from people and pets.
- B. Press the trigger to spray.
- C. Release the trigger to stop spray.

After use:

1. Twist nozzle completely to CLOSE position
2. Secure sprayer upright in holder [holster].
3. **Failure to adjust nozzle completely to CLOSE position and properly secure sprayer in [holder] [holster] may result in leakage and damage to property or injury to people or animals.**

To replace batteries:

1. [Slide battery compartment door to unlatch and open.] [Push release button near nozzle and lift up on battery hatch.]
2. Remove used batteries and insert [four] [two] new AA batteries in correct positions as marked per diagram inside of battery compartment. Never insert the positive end where the negative end belongs and vice versa. **Always** use a complete set of new batteries of the same type when replacing batteries. **Never** mix alkaline, carbon-zinc or rechargeable batteries.
3. Securely close battery compartment door.
4. **Always** follow manufacturer's recommendations for use and disposal of batteries.

Additional operating notes:

- Do not submerge in water
- Before each use inspect sprayer carefully - makes sure hose is flexible and not kinked, worn or cracked, and that all connections are tight.
- When storing sprayer for prolonged periods remove batteries.

REFILL DIRECTIONS

Refill only with EH-1426 Herbicide [brand name]. Remove cap. Carefully measure and mix 5 fl.oz. (10 Tbsp.) in one gallon of water. Replace and tightly close cap. Wipe off any spilled product.

Additional advertising items to be included on EzSPRAY(TM) container label:

- Battery Powered [with graphic]
- **EzSPRAY(TM) NO PUMPING - NO PULLING - NO FATIGUE!**
- 4 AA Batteries Included! [with graphic]

[note to reviewer: the following text is already approved in Hand Sprayer, Trigger Sprayer, Power Pump sections]

USE TIPS

- Some hard-to-kill weeds may require re-treatment. Wait at least 30 days between applications - some weeds can take that long to die.
- Rainproof [Rain fast] - rain or watering 3 hours after application will not wash away effectiveness. [if rainfall occurs within 3 hours of application, the product should be re-applied.]
- Do not allow spray to drift onto desirable plants since injury may result!

NOTICE: Buyer assumes all responsibility for safety and use not in accordance with directions.
GUARANTEED RESULTS or your money back. If you are not satisfied with this product for any reason, send your written request for a refund to the address below, together with the original dated store receipt showing the price you paid. Please allow 6 to 8 weeks for processing.

Questions or comments? Call toll free 1-800-xxx-xxxx.

[telephone number, address, website information for supplemental registrant or distributor].

STORAGE AND DISPOSAL

Do not contaminate water, food, or feed by storage and disposal.

PESTICIDE STORAGE: Turn the nozzle to "CLOSE" position. To prevent leakage, attach sprayer to clip. Store this product only in its original container in a secure storage area away from sources of heat or open flame and in an area inaccessible to children and pets. Keep from freezing.

PESTICIDE DISPOSAL AND CONTAINER HANDLING: Nonrefillable container. Do not reuse or refill this container unless the directions for use allow a different (concentrate) product to be diluted in the container. **If empty:** Place in trash or offer for recycling if available. **If partly filled:** Call your local solid waste agency or www.website.com for disposal instructions. Never place unused product down any indoor or outdoor drain.

SUBLABEL 2

DIRECTIONS FOR USE

It is a violation of Federal law to use this product in a manner inconsistent with its labeling.

GENERAL PRECAUTIONS AND RESTRICTIONS:

- Do not apply this product in a way that will contact any person or pet, either directly or through drift. Keep people and pets out of the area during application.
- Do not allow people or pets to enter the treated area until sprays have dried.

WHERE TO USE:

On Lawns: This product is intended for use by homeowners as a spot treatment on lawns. This product should be applied only to the following species of turfgrass:

Cool season turfgrass	Warm season turfgrass
Kentucky bluegrass	Bermudagrass ¹
Perennial ryegrass	Buffalograss
Fescue spp., including tall, red and fine leaf fescues	Zoysiagrass

¹Application to bermudagrass may cause temporary yellowing or discoloration but full recovery can be expected. Do not apply to bermudagrass when daytime temperatures exceed 85° F.

DO NOT use EH-1428 Herbicide for the following:

Cool season turfgrass	Warm season turfgrass	Other areas
Bentgrass, creeping	St. Augustinegrass	Lawns with desirable clovers or legumes
Bentgrass, 'Seaside'	Bahiagrass	Dichondra
Bentgrass, colonial	Centipedegrass	Vegetable gardens or fruits (food crops)
	Carpetgrass	Ornamentals (flowers, trees, groundcovers, hedges, landscape/flower beds and shrubs)
	Seashore paspalum	

WHEN TO USE

Generally, apply this product to actively-growing weeds during the early growth stages for the best results. Apply when daytime temperatures are between 45° and 90° F.

SPRING AND EARLY SUMMER:

- **Crabgrass (large and smooth):** Apply this product from crabgrass emergence until the 6 leaf stage (2 tillers) or when the crabgrass is 3 to 4 inches tall. This period begins the first time that you can see crabgrass in your lawn. Use two applications with a 14-day interval between applications.
- **Foxtail (green, giant and yellow):** Apply this product to foxtail during the early growth stages or when the foxtail is 1 to 4 inches tall. Use two applications with a 14-day interval between applications.
- **Yellow nutsedge:** Two applications are required when the yellow nutsedge plants are 3 to 6 inches tall. The second application should follow the first application 14 days later.
- **Dandelion, plantain, buttercup, speedwell, knotweed, pennywort (dollarweed) and other broadleaf weeds:** Apply when broadleaf weeds are young and actively growing with adequate soil moisture.
- Use two applications with a 30-day interval between applications.

FALL:

- **Henbit, chickweed, white clover, ground ivy, lawn burweed, pearlwort, Carolina geranium and other broadleaf weeds:** Apply when broadleaf weeds are young and actively growing with adequate soil moisture for best results.

Note for weeds controlled: Supplemental registrants may select broadleaf weeds from the list presented in the appendix and may include additional species on the container labels for different geographic regions.

HOW TO USE:

Ready-To-Use: No mixing. No measuring. No fuss.

For Containers with Triggers Sprayers: EH-1428 Herbicide is ready-to-use and is applied directly from the container fitted with the trigger sprayer. Direct the spray to the target weeds to provide uniform coverage of the upper leaf surfaces. Usually, two (2) pumps of this trigger sprayer will provide adequate coverage of individual weeds. Excessive spraying can injure some lawns.

For Refill Containers: EH-1428 Herbicide is ready-to-use and is applied directly from the container. Remove the cap from the container and attach the trigger sprayer. Direct the spray to the target weeds to provide uniform coverage of the upper leaf surfaces. Excessive spraying can injure some lawns.

USE PRECAUTIONS:

- Avoid drift of spray mist onto vegetables, flowers, ornamental plants, shrubs, trees and other desirable plants.
- Avoid applications of this product when turfgrasses are under stress since injury may result

CULTURAL TIPS:

For newly seeded areas of Kentucky bluegrass, fine fescue blends and perennial ryegrass: Apply this product to newly seeded grasses when well-established (approximately 6 weeks after seedling emergence) or after the third mowing.

For newly sodded, sprigged, or plugged areas of bermudagrass and zoysiagrass: The application of this product to newly sodded, sprigged, or plugged grasses should be delayed until 3 to 4 weeks after the sodding, sprigging, or plugging operations.

Seeding: Turf species listed on this label can be seeded into the treated areas at four (4) weeks after the application of this product.

Mowing: Delay mowing 2 days before and until 2 days after the application of this product.

STORAGE & DISPOSAL

Do not contaminate water, food, or feed by storage and disposal.

PESTICIDE STORAGE: Store in original container in a locked storage area. Keep from freezing.

PESTICIDE DISPOSAL AND CONTAINER HANDLING: Nonrefillable container. Do not reuse or refill this container. **If empty:** Place in trash or offer for recycling if available. **If partly filled:** Call your local solid waste agency or www.website.com for disposal instructions. Never place unused product down any indoor or outdoor drain.

LIMITED WARRANTY AND DISCLAIMER

FOR USE ONLY AS DIRECTED. TO THE EXTENT CONSISTENT WITH APPLICABLE LAW, THE MANUFACTURER NEITHER MAKES NOR INTENDS ANY EXPRESS OR IMPLIED WARRANTIES, INCLUDING ANY WARRANTY OF MERCHANTABILITY OR FITNESS FOR A PARTICULAR PURPOSE, WHICH ARE HEREBY EXPRESSLY DISCLAIMED. IN NO CASE, TO THE EXTENT CONSISTENT WITH APPLICABLE LAW, SHALL THE MANUFACTURER BE LIABLE FOR INCIDENTAL, CONSEQUENTIAL, OR SPECIAL DAMAGES RESULTING FROM THE USE OR HANDLING OF THIS PRODUCT.

If these terms are not acceptable, return this product unopened immediately to the point of purchase, and the purchase price will be refunded in full. The terms of this Limited Warranty and Disclaimer cannot be varied by any written or verbal statements or agreements at the point of sale or elsewhere.

APPENDIX SUBLABEL 1

1. Advertising claims and marketing phrases that may be presented on promotional materials and the container labels of supplemental registrants.

- For use on Many Northern and Southern Grasses including Bluegrass, Fescue, Zoysia, Bermuda, and Perennial Ryegrass
- Kills the Weeds, not the Lawn
- Kills xx+ Weed Types Roots and All.
- Kills xx+ Weeds
- Kills weed roots
- Kills Dandelion, Chickweed, Wild onion, Plantain, Poison ivy and many others. Weed details on back. See Results in Hours.
- Overnight results • Rainproof in hours • Rainproof in as little as 3 hours — won't wash away.
- Water-Based
- Especially effective on all types of hard-to-kill weeds
- Kills xx+ types of weeds • Kills weed roots! • Kills all major broadleaf weeds



- Clear-view measuring window
- For home lawn care.
- Kills over xx weed types including dandelion, chickweed, wild onion, plantain and poison ivy
- Kills broadleaf weeds in lawns
- Kills all major broadleaf weeds, roots and all. And [brand name] is formulated to kill only the weeds, not the lawn. Use as directed to kill all major broadleaf weeds in your lawn.
- Kills dandelion and many other broadleaf weeds
- [Brand name] controls more than xx troublesome weeds including dandelion, clover, plantain and wild onion. It kills even woody weeds like poison ivy and poison oak in both northern and southern lawns.
- Kills Twice the Weeds! As listed on our Weed Stop product.
- Use on Lawns to Kill the Toughest Weeds, Like Clover and Dandelion.
- New [improved] formula [now includes crabgrass control]
- All-in-one [complete] [total] [2-in-1] weed control [for lawns]
- [Now] kills [controls] crabgrass [yellow nutsedge] [foxtail]
- Kills [controls] all types of [lawn] weeds
- Targets the toughest [stubborn] weeds [crabgrass] [yellow nutsedge].
- 100% root kill
- Kills the toughest weeds - down to the root



- [Kills the root so] weeds won't come back
- Lawn-friendly formula
- Weed deadly. Lawn friendly.
- Kills weeds [including crabgrass] - not the lawn.



- For a weed-free lawn.
- Weed-free. Worry-free.
- No weeds. No worry.
- Starts working immediately
- Fast acting [formula]
- Destroys weeds [dandelions] [clover] [oxalis] [crabgrass] [yellow nutsedge] completely - [down to the root].
- Long lasting [formula]
- [Works fast] on [hard-to-kill] weeds
- [Even] works in cold [and hot] weather [temperatures]
- Let [Weed Stop] [the liquid] do the weeding
- Kills on contact



[icon

- A simple [an easy] step towards a weed free lawn [yard]
- [Now] kills all types of weeds - [grassy or broadleaf]
- Won't Harm Lawns (when used as directed).
- Please read before use - level (diagram) - not level (diagram) When priming, hold sprayer level to the ground. If held at an angle, sprayer will not prime
- EzSpray - Power Action Sprayer [batteries included]

EFFICACY

- Tough weed killer
- Kills even the toughest broadleaf weeds [like (clover) (dandelion) (oxalis)]
- Kills even tough broadleaf weeds [like (clover) (dandelion) (oxalis)]
- Treats Many Northern and Southern Grasses
- Treats Bluegrass, Fescue, Zoysia, Bermuda, Perennial ryegrass
- Destroys the hard-to-kill broadleaf weeds [like (clover) (dandelion) (oxalis)]
- Kills all major broadleaf weeds [like (clover) (dandelion) (oxalis)]
- Kills dandelion, chickweed, wild onion, oxalis, plantain, poison ivy and many others. [See Weed details on back.]
- Kills all [major] broadleaf weeds
- Kills broadleaf weeds in lawns
- Kills poison ivy and poison oak
- Provides broadleaf control
- [Controls][Kills] clover, dandelion, plantain, chickweed and [other broadleaf weeds] [others as listed]
- Clobbers clover
- [Complete] clover control [as little as one week]
- Controls clover in one week
- Kills XX [types of] [brush and] weeds [roots and all]
- Kills weed roots
- Kills the root
- Kills weed roots!
- Kills more weeds
- Kills tough lawn weeds
- Especially effective on all types of hard-to-kill weeds [Superior results] [Kills more weeds] than the competition [Our toughest formula [ever] [or the toughest weeds]

SPEED

- Overnight results
- [See] results in hours

- Consistently fast on tough weeds like clover, plantain, ground ivy and spurge [various other weeds listed]
- Starts working on contact
- [Our] fastest formula ever
- [Our] fastest lawn weed killer ever

WEATHER

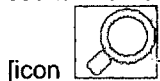
- [Cool][all] weather performance
- Proven [all] [cool] weather performance
- Performs in both hot and cold weather

RAINPROOF

- Rainproof — [For control that] won't wash away
- Can't be washed [away][off]
- Can't be washed [off by rain]
- [Rainfast][Rainproof] [in hours [Won't wash away]
- Rainproof — Won't wash away

OTHER

- Water-based
- Guaranteed [results] or your money back
- Clear-view measuring window
- For home lawn care
- For home lawns only
- For a beautiful, weed-free lawn
- Helps keep lawns weed-free
- Ideal for spot treating individual lawn weeds
- Kills the weeds, not the lawn
- Kills weeds, not lawn grasses
- Kills [down to] the root, [not the lawn]
- For use on lawns
- Targets weeds, leaves [grasses] [the lawn] unharmed
- [U.S. Patent 6,849,579] patented formula
- Kills yellow nutsedge
- Visible results in 8 hours



-
- Kills both broadleaf and grassy weeds
- Kills all types of weeds
- Rainfast in 3 hours



MEASUREMENT CALCULATIONS

- Total lawn area in square feet = length x width.

EQUAL MEASURES:

- 1 fl.oz. = 2 Tablespoons = 6 Teaspoons (tsp.)
- 2 fl.oz. = 4 Tablespoons
- 4 fl.oz. = 1/2 cup; 16 fl. oz. = 1 pint;
- 8 fl.oz. = 1 cup; 32 fl. oz. = 1 quart

PRODUCT FACTS What it Does: [optional info box]

What It Does: Kills major broadleaf and troublesome grass weeds Including dandelion, chickweed and clover as well as crabgrass, foxtail, and yellow nutsedge. (See inside for complete list)

Where to Use: (icon weeds)

Lawns: Kills the weeds not the lawn

When to Use:

Apply when daytime temperatures are between 45° and 90°F.

Questions & Comments: (icon phone)(icon computer)

Call 1-800-xxx-xxxx or Visit our Website at www.companyname.com

WEEDS

Amaranth, purple	Cupid shaving brush	Mugwort	Speedwell, common
Amaranth, slender	Cudweed	Mustard, ball	Speedwell, corn
Aster, heath	Daisy, English	Mustard, black	Speedwell, ivyleaf
Aster, white heath	Daisy, oxeye	Mustard, blue	Speedwell, Persian
Aster, purple	Dandelion, common	Mustard, hedge	Speedwell, purslane
Aster, white prairie	Dandelion, false	Mustard, Indian,	Speedwell, slender
Artichoke	Day flower	Mustard, tansy	Speedwell, snow
Austrian fieldcress	Deadnettle	Mustard, tumble	Speedwell, thymeleaf
Bedstraw, catchweed	Dichondra	Mustard, white	Spiny amaranth
Bedstraw, smooth	Dock, broadleaf	Mustard, wormseed	Spurge, spotted
Bedstraw, northern	Dock, curly	Nettle, stinging (burning)	Spurge, prostrate
Bedstraw, pineywoods	Dogbane	Nettle, tall	Spurweed
Beggarticks, hairy	Dogfennel	Nettle, wood	Star of Bethlehem
Betony, Florida	Dollarweed	Parsley-piert	Strawberry, Indian mock
Bindweed, Field	(pennywort)	Parsnip	Tansy ragwort
Bindweed, hedge	Doveweed	Pearlwort	Tanweed
Bitter Wintercress	Elderberry	Pennycress (Frenchweed)	Thistle, blessed
Bittercress, hairy	Falseflax	Pepperweed, perennial	Thistle, bull
Bitterweed	False sunflower	Pepperweed, Virginia	Thistle, Canada
Black-eyed Susan	Fiddleneck	(peppergrass)	Thistle, flodman (prairie)
Black medic	Filaree, redstem	Pigweed, prostate	Thistle, musk
Blood flower milkweed	Filaree, whitestem	Pigweed, redroot	Thistle, platte
Blue lettuce	Fleabane, daisy	Pigweed, Russian	Thistle, plumeless
Brassbuttons	(annual)	Pigweed, smooth	Thistle, Russian
Bristly oxtingue	Fleabane, rough	Pigweed, tumble	Thistle, Scotch
Broomweed	Galinsoga, hairy	Pineappleweed	Thistle, wavyleaf
Buckhorn	Galinsoga, smallflower	Plains coreopsis (tickseed)	Thistle, yellow (horrible)
Bullnettle	Goldenrod	Plantain, blackseed	Trailing crownvetch
Burclover	Ground ivy	Plantain, bracted	Velvetleaf
Burdock	Groundsel	Plantain, broadleaf	Vervain, blue
Burweed, lawn (spurweed)	Gumweed	Plantain, buckhorn	Vervain, hoary
Buttercup, bulbous	Hairy fleabane	Plantain, hoary	Vervain, prostrate
Buttercup, creeping	Hawkweed, meadow	Plantain, narrowleaf	Vervain, tall
Buttonweed, common	Hawkweed, mouseear	Plantain, slender	Vetch, bird
(poorjoe)	Hawkweed, orange	Plantain, woolly	Vetch, hairy
Buttonweed, Virginia	Hawkweed, yellow	Poison ivy	Vetch, milk
Carolina geranium (wild)	Healall	Poison oak	Vetch, narrowleaf
Carpetweed	Heartleaf drymary	Pokeweed	Vetch, wild
Catnip	Hemp	Prairie sunflower	Virginia creeper
Catsear, spotted (false	Henbit	Prickly lettuce (compass plant)	Western clematis
dandelion)	Hoary cress	Prickly sida	Western salsify
Chamber bitter	Horsenettle	Prostrate knotweed	Wild aster
Chickweed, common	Horseweed	Puncturevine	Wild buckweat
Chickweed, mouseear	Jimsonweed	Purslane, common	Wild carrot
Chickweed, sticky	Johnny-Jumpup violet	Pusley, Brazil	Wild four-o'clock

WEEDS			
Chicory	Knawel	Pusley, Florida	Wild garlic
Cinquefoil	Knotweed, prostrate	Pusley, large flower	Wild lettuce
Clover, crimson	Kochia	Ragweed, bur	Wild marigold
Clover, alsike	Lambsquarters	Ragweed, common	Wild mustard (yellow rocket)
Clover, hop	Lespedeza	Ragweed, lanceleaf	Wild onion
Clover, rabbit foot	Mallow, alkali	Ragweed, western	Wild parsnip
Clover, red	Mallow, bristly	Redstem filaree	Wild radish
Clover, strawberry	Mallow, common	Rough cinquefoil	Wild rape
Clover, yellow sweet	Mallow, dwarf	Scarlet pimpernel	Wild strawberry
Clover, white sweet	Mallow, Venice	Shepherdspurse	Wild sweet potato
Clover, white	Marcela	Smartweed, ladysthumb	Wild violet
Cockle	Matchweed	Smartweed, pale	Woodsorrel, creeping
Cocklebur	Mexicanweed	Smartweed, Pennsylvania	Woodsorrel, violet
Cocklebur, oriental	Moneywort	Smooth chaff-flower	Woodsorrel, yellow (Oxalis)
Cocklebur, spiny	Morningglory, bigroot	Smooth dock	Woolly croton
Common mullein	Morningglory, ivyleaf	Sorrel, red (sheep)	Wormseed
Corn spurry	Morningglory, Mexican	Sowthistle, annual	Yarrow, common
Creeping beggarweed	Morningglory, red	Sowthistle, spiny	Yarrow, western
Creeping Jenny (creeping Charlie)	Morningglory, tall	Spanish needles	Yarrow, yellow
	Morningglory, woolly	Speedwell, bi-lobed	

APPENDIX SUBLABEL 2

1. Advertising claims and marketing phrases that may be presented on promotional materials and the container labels of supplemental registrants.

<p>PRODUCT FACTS [optional info box]</p> <p>What It Does: Kills major broadleaf and troublesome grass weeds including dandelion, chickweed and clover as well as crabgrass, foxtail, and yellow nutsedge. (See inside for complete list)</p> <p>Where to Use: (icon weeds) Lawns: Kills the weeds not the lawn</p> <p>When to Use: Apply when daytime temperatures are between 45°F and 90°F.</p> <p>Questions & Comments: (icon phone) (icon computer) Call 1-800-xxx-xxxx or Visit our Website at www.companyname.com</p>

EH-1428 Herbicide will control or suppress the following broadleaf weeds. A partial list is presented below:

Aster, white heath & white prairie	Dogfennel	Knotweed	Purslane
Bedstraw	Dollarweed (*pennywort)	Lambsquarters	Ragweed
Beggarweed, creeping	False dandelion (*spotted catsear & common catsear)	Lawn burweed	Redweed
Bindweed	Field bindweed	Lespedeza, common	Red sorrel (*sheep sorrel)
Black medic	(*morningglory & creeping jenny)	Mallow, common	Shepherdspurse
Broadleaf plantain	Field oxeye-daisy	Matchweed	Spurge
Buckhorn plantain	(*creeping oxeye)	Mouseear chickweed	Thistle
Bull thistle	Filaree, whitestem & redstem	Old world diamond flower	Virginia buttonweed
Burdock, common	Florida betony	Oxalis (*yellow woodsorrel & creeping woodsorrel)	White clover (*Dutch clover, honeysuckle clover, white trefoil, & purplewort)
Buttercup, creeping	Florida pusley	Parsley-piert	Wild carrot
Carpetweed	Ground ivy	Pennsylvania smartweed	Wild garlic
Chickweed, common		Pepperweed	Wild geranium
Chicory		Pigweed	Wild lettuce
Cinquefoil		Pineappleweed	

20
/ 20

Clover Curly dock Dandelion Dayflower Deadnettle Dock	Groundsel Hawkweed Healall Henbit Innocence (Blue-eyed Mary)	Plantain Poison ivy Poison oak Prickly lettuce (*compass plant) Puncturevine Purple cudweed	Wild mustard Wild onion Wild strawberry Yarrow Yellow rocket and many more broadleaf weeds
*Synonyms			

APPENDIX ALL SUBLABELS

1. Statements which may appear on different label components depending on packaging configuration.

- See next panel for additional Precautionary Statements and First Aid
- Net Contents: _____
- EPA Est. No. _____
- [NOTE: If the design, format, or small size of the container labels makes it impractical to present the entire ingredient statement on the front panel, then we ask to add a referral statement and present the substatement on the back panel: See back panel for substatement of ingredient statement.]

DOCUMENT CONTROL INFORMATION

1. **Unique Label Identifier:** 002217-00887.20100104.notif-proposed-highlighted.doc

2. **Reason for Issue:** Ad claims, restate DFU