

2217-887

02/17/2009

1/20



UNITED STATES ENVIRONMENTAL PROTECTION AGENCY  
WASHINGTON, D.C. 20460

OFFICE OF  
PREVENTION, PESTICIDES AND  
TOXIC SUBSTANCES

FEB 17 2009

James L. Kunstman, Ph.D.  
Director of Regulatory Services  
PBI/Gordon Corporation  
Post Office Box 014090  
Kansas City, Missouri 64101

RE: Notification to add directions for us for specific to an Alternate Hand Sprayer and add  
~~several icons which may be presented on the container label of a supplemental distributor~~

EPA Registration Number: 2217-887

Date of Submission: November 19, 2008

Dear Dr. Kunstman:

The Agency is in receipt of your Application for Pesticide Notification under Pesticide Registration Notice (PRN) 98-10 dated, November 19, 2008, for the product EH-1428 Herbicide. The Registration Division (RD) has conducted a review of this request for its applicability under PRN 98-10 and finds that the actions requested fall within the scope of PRN 98-10. The label submitted with the application has been stamped "Notification" will be placed in our records.

If you have any questions, please call me directly at 703-305-6249 or Joyce Edwards of my staff at 703-308-5479.

Sincerely,

A handwritten signature in black ink, appearing to read "Linda Arrington".

Linda Arrington  
Notifications & Minor Formulations Team Leader  
Registration Division (7505P)  
Office of Pesticide Programs



United States  
**Environmental Protection Agency**  
 Washington, DC 20460

- Registration  
 Amendment  
 Other

OPP Identifier Number

**Application for Pesticide - Section I**

1. Company/Product Number <b>2217-887</b>	2. EPA Product Manager Joanne I. Miller	3. Proposed Classification
4. Company/Product (Name) <b>EH-1428 Herbicide</b>	PM# Product Manager—Team 23	<input checked="" type="checkbox"/> None <input type="checkbox"/> Restricted
5. Name and Address of Applicant (Include ZIP Code) PBI/Gordon Corporation Post Office Box 014090 Kansas City, Missouri 64101 <input type="checkbox"/> Check if this is a new address	6. <b>Expedited Review.</b> In accordance with FIFRA Section 3(c)(3) (b)(i), my product is similar or identical in composition and labeling to: EPA Reg. No. _____ Product Name _____	

**Section - II**

<input type="checkbox"/> Amendment - Explain below.	<input type="checkbox"/> Final printed labels in response to Agency letter dated _____
<input type="checkbox"/> Resubmission in response to Agency letter dated _____	<input type="checkbox"/> "Me Too" Application.
<input checked="" type="checkbox"/> Notification - Explain below.	<input type="checkbox"/> Other - Explain below.

Explanation: Use additional page(s) if necessary. (For section I and Section II.)

**NOTIFICATION per Pesticide Registration Notice (PRN) 98-10:**

We propose to:

- Add directions for use for specific to an **Alternate Hand Sprayer [Page 4]**.
- Add several icons which may be presented on the container label of a supplemental distributor [pages 9—11].

This notification is consistent with the provisions of PR Notice 98-10 and EPA regulations at 40 CFR 152.46, and no other changes have been made to the labeling or Confidential Statement of Formula of this product. I understand that it is a violation of 18 U.S.C Sec. 1001 to willfully make any false statement to the EPA. I further understand that if this notification is not consistent with the terms of PR Notice 98-10 and 40 CFR 152.46, this product may be in violation of FIFRA and I may be subject to enforcement action and penalties under Section 12 and 14 of FIFRA.

**Section - III**

1. Material This Product Will Be Packaged In:			
Child-Resistant Packaging <input type="checkbox"/> Yes* <input type="checkbox"/> No	Unit Packaging <input type="checkbox"/> Yes <input type="checkbox"/> No	Water Soluble Packaging <input type="checkbox"/> Yes <input type="checkbox"/> No	2. Type of Container <input type="checkbox"/> Metal <input type="checkbox"/> Plastic <input type="checkbox"/> Glass <input type="checkbox"/> Paper <input type="checkbox"/> Other (Specify)
* <b>Certification must be submitted</b>		If "Yes" Unit Packaging wgt.      No. per container	If "Yes" Package wgt.      No. per container
3. Location of Net Contents Information <input type="checkbox"/> Label <input type="checkbox"/> Container		4. Size(s) Retail Container	5. Location of Label Directions <input type="checkbox"/> On Label <input type="checkbox"/> On Labeling accompanying product
6. Manner in Which Label is Affixed to Product <input type="checkbox"/> Lithograph <input type="checkbox"/> Other <input type="checkbox"/> Paper glued <input type="checkbox"/> Stenciled			

**Section - IV**

1. Contact Point (Complete items directly below for identification of individual to be contacted, if necessary, to process this application.)		
Name James L. Kunstman, Ph.D.	Title Director of Regulatory Services	Telephone No. (Include Area Code) 816-460-6292
Certification I certify that the statements I have made on this form and all attachments thereto are true, accurate and complete. I acknowledge that any knowingly false or misleading statement may be punishable by fine or imprisonment or both under applicable law.		6. Date Application Received (Stamped)
2. Signature 	3. Title Director of Regulatory Services	
4. Typed Name James L. Kunstman, Ph.D.	5. Date November 19, 2008	



4/20

# EH-1428 HERBICIDE

## ACTIVE INGREDIENTS:

2,4-D, dimethylamine salt .....	0.253%
Quinclorac .....	0.121%
Dicamba, dimethylamine salt .....	0.029%
Sulfentrazone .....	0.015%
INERT INGREDIENTS: .....	<u>99.582%</u>
TOTAL	100.000%

## THIS PRODUCT CONTAINS:

- 0.018 lb. 2,4-dichlorophenoxyacetic acid equivalent per gallon or 0.210%
  - 0.010 lb. 3,7-dichloro-8-quinolinecarboxylic acid per gallon or 0.121%
  - 0.002 lb. 3,6-dichloro-o-anisic acid equivalent per gallon or 0.024%
  - 0.001 lb. N-[2,4-dichloro-5-[4-(difluoromethyl)-4,5-dihydro-3-methyl-5-oxo-1H-1,2,4-triazol-1-yl]phenyl]methanesulfonamide per gallon or 0.015%
- Isomer Specific by AOAC Method.

[NOTE: If the design, format, or small size of the container labels makes it impractical to present the entire ingredient statement on the front panel, then we ask to add a referral statement and present the substatement on the back panel: *See back panel for substatement of ingredient statement.*]

### KEEP OUT OF REACH OF CHILDREN

### CAUTION

See back panel for additional Precautionary Statements

**NET CONTENTS: 16, 24, 32, 40 and 64 Fluid Ounces,  
One Gallon and 1.3 Gallon**

AP111908  
 EPA Reg. No. 2217-887  
 EPA Est. No. 2217- KS-1

MANUFACTURED BY:



Telephone: 1-800-821-7925

5/20



**READ THE ENTIRE LABEL FIRST. OBSERVE ALL PRECAUTIONS AND FOLLOW DIRECTIONS CAREFULLY.**

**PRECAUTIONARY STATEMENTS**

**Hazards To Humans & Domestic Animals:**

**CAUTION:** Causes moderate eye injury. Avoid contact with eyes or clothing. Wear protective eyewear. Harmful if swallowed. When using this product, wear long-sleeved shirt, long pants, socks, shoes and rubber gloves. It is recommended that safety glasses include front, brow and temple protection.

Wash thoroughly with soap and water after handling. After using this product, rinse gloves before removing, remove clothing and launder separately before reuse, and promptly and thoroughly wash hands and exposed skin with soap and water. Remove saturated clothing as soon as possible and shower.


*[Optional text for Containers over 1 gallon and less than 5 gallons:]* Persons engaged in open pouring of this product must also wear coveralls or a chemical resistant apron.

**First Aid**

<b>If swallowed:</b>	<ul style="list-style-type: none"> <li>• Call a poison control center or doctor immediately for treatment advice.</li> <li>• Have person sip a glass of water if able to swallow.</li> <li>• Do not induce vomiting unless told to do so by the poison control center or doctor.</li> <li>• Do not give anything by mouth to an unconscious person.</li> </ul>
<b>If in eyes:</b>	<ul style="list-style-type: none"> <li>• Hold eyes open and rinse slowly and gently with water for 15-20 minutes. Remove contact lenses, if present, after the first 5 minutes, then continue rinsing eye.</li> <li>• Call a poison control center for treatment advice.</li> </ul>
Have the product container or label with you when calling a poison control center or doctor or going for treatment. You may also contact 1-877-800-5556 for emergency medical treatment advice.	

**ENVIRONMENTAL HAZARDS:**

This pesticide is toxic to fish and aquatic invertebrates. Do not apply directly to water. Drift and runoff may be hazardous to aquatic organisms in water adjacent to treated areas.



**SUBLABEL 1:**

**DIRECTIONS FOR USE**

It is a violation of Federal law to use this product in a manner inconsistent with its labeling.

**General Precautions and Restrictions:**

- Do not apply this product in a way that will contact any person or pet, either directly or through drift. Keep people and pets out of the area during application.
- Do not allow people or pets to enter the treated area until sprays have dried.

**For home lawn care:**

EH-1428 Herbicide is a ready-to-use (RTU) product intended for "spot" treatment of individual broadleaf and grass weeds by homeowners on residential lawns. This product should be applied to lawns containing the following species of grass: Kentucky bluegrass, Perennial ryegrass, Fescue species (including tall, red, and fine leaf varieties), Bermudagrass<sup>1</sup>, buffalograss and Zoysiagrass.

<sup>1</sup>Application to bermudagrass may cause temporary yellowing or discoloration but full recovery can be expected. Do not apply to bermudagrass when daytime temperatures exceed 85° F.

EH-1428 Herbicide should not be used on lawns containing bentgrass, St Augustinegrass, bahiagrass, centipedegrass, or carpetgrass. Do not use on dichondra or lawns with desirable clovers or legumes, on vegetable gardens, fruits, or ornamentals (flowers, trees, groundcovers, hedges, landscape/flower beds and shrubs)

[options for different size containers]

- This 32 fl. oz. (1.0 quart) retail container size treats approximately 250 weeds or up to 250 sq. ft.
- This 128 fl. oz. (1.0 gallon) retail container size treats approximately 1,000 weeds or up to 1,000 sq. ft.
- This 1.3 gallon retail container size treats approximately 1,300 weeds or up to 1,300 sq. ft.

**WEEDS CONTROLLED:**

EH-1428 Herbicide will control or suppress the following broadleaf and grass weeds. Partial weed lists are presented below:

Broadleaf Weeds		
Bedstraw	Innocence (Blue-eyed Mary)	Purple cudweed
Black medic	Knotweed	Purslane
Buckhorn	Lambsquarters	Ragweed
Burdock	Lawn burweed	Redweed
Chicory	Lespedeza	Sheep sorrel
Chickweed	Mallow	Shepherdspurse
Clover	Morningglory	Speedwell
Corn speedwell	Old world diamond flower	Spurge
Dandelion	Peppergrass	Wild carrot
Dock	Pigweed	Wild garlic
Ground ivy	Plantain	Wild lettuce
Healall	Poison ivy	Wild onion
Henbit	Poison oak	Yarrow

Grassy Weeds	
Crabgrass	(large and smooth)
Foxtail	(green, giant and yellow)
Yellow nutsedge	

**HAND SPRAYER PRODUCT**

(Directions & Storage and Disposal)

1. Shake well.
2. Connect trigger sprayer. Unscrew and discard the white cap on the bottle. Insert the hose into the bottle and tighten the cap securely.
3. Prime Sprayer: Turn the sprayer nozzle one-half turn counter-clockwise. Hold the sprayer lower than the bottle and squeeze the trigger several times until it sprays. Adjust the nozzle to coarse spray pattern to minimize wind drift. (graphic)
4. Spray just enough [EH-1428 Herbicide] [product] to lightly cover [broadleaf and grass] weeds. **Excessive spraying can injure some lawns.** Do not apply when daytime temperatures are above 90° F as lawn injury can occur. (graphic) Spray only the weeds, not the entire lawn.
5. Weeds will begin wilting and browning overnight.

**[Alternate Hand Sprayer Directions**

**SPRAYER APPLICATION**

**BEFORE USE:**

1. Shake well before each use.
2. Peel sticker from flip-top cap and open cap. Discard sticker.
3. Remove sprayer from its slot beneath the bottle handle and remove and discard plastic wrap. Pull black hose tip to completely extend tubing.
4. Firmly press black hose tip into opening in cap until it snaps into place.
5. Hold sprayer below the level of the container and prime by pumping trigger several times until product is dispensed.
6. Adjust nozzle to desired setting.

**AFTER USE:**

7. To store, turn sprayer nozzle off.
8. DO NOT disconnect hose.
9. Return sprayer to its slot. Hose can be pushed back into sprayer handle.

**USE TIPS**

- Some hard-to-kill weeds may require re-treatment. Wait at least 3 weeks between applications — some weeds can take that long to die.
- Rainproof [Rain fast] – rain or watering 3 hours after application will not wash away effectiveness. [If rainfall occurs within 3 hours of application, the product should be reapplied.]
- Do not allow spray to drift onto desirable plants since injury may result.

**STORAGE AND DISPOSAL**

**PESTICIDE STORAGE:** Turn the nozzle to "OFF" position and store with sprayer above the level of liquid in container to prevent leakage. Store in original container in an area inaccessible to children and pets.

**DISPOSAL:**

**If empty:** Do not reuse this container. Place in trash or offer for recycling if available.

**If partly filled:** Call your local solid waste agency or 1-800-XXX-XXXX for disposal instructions. Never place unused product down any indoor or outdoor drain.

**TRIGGER SPRAYER PRODUCT**

(Directions & Storage and Disposal)

1. Shake well.
2. Adjust nozzle to coarse spray pattern to minimize wind drift. (graphic)
3. Spray just enough [EH-1428 Herbicide] [product] to lightly cover [grass and broadleaf] weeds. **Excessive spraying can injure some lawns.** Do not apply when daytime temperatures are above 90°F as lawn injury can occur. (graphic) Spray only the weeds, not the entire lawn.
4. Weeds will begin wilting and browning overnight.

**STORAGE AND DISPOSAL**

**PESTICIDE STORAGE:** Turn the nozzle to "OFF" position and store with sprayer above the level of liquid in container to prevent leakage. Store in original container in an area inaccessible to children and pets.


**DISPOSAL:**

**If empty:** Do not reuse this container. Place in trash or offer for recycling if available.

**If partly filled:** Call your local solid waste agency or 1-800-XXX-XXXX for disposal instructions. Never place unused product down any indoor or outdoor drain.

**USE TIPS**

- ❖ Some hard-to-kill weeds may require re-treatment. Wait at least 3 weeks between applications — some weeds can take that long to die.
- ❖ Rainproof [Rain fast] – rain or watering 3 hours after application will not wash away effectiveness. [If rainfall occurs within 3 hours of application, the product should be re-applied.]
- ❖ Do not allow spray to drift onto desirable plants since injury may result.





[Optional Directions for Use]

**CLAIMS, DIRECTIONS AND STORAGE AND DISPOSAL FOR THE POWER PUMP**

Patent Pending

[Revolutionary (NEW) Power Pump™ [Spray] • Works like a pressure sprayer • Ready to Pump and Spray • Refillable • Power Pump Pressure Sprayer • Pump & Spray Your Weeds Away • Rest Your Trigger Finger]

EH-1428 Herbicide kills more than [number] types of [grass and broadleaf] [lawn] weeds down to the root. [ALTERNATE: EH-1428 Herbicide kills all major [grass and broadleaf] [lawn] weeds down to the root. And EH-1428 Herbicide is formulated to kill only the weeds, not the lawn.] And the revolutionary Power Pump [Spray] eliminates the need to squeeze a trigger sprayer over and over again. The Power Pump [Spray] works like a pressure sprayer - just pump it a few times and spray. And the Power Pump [Spray] can be refilled up to 5 times with EH-1426 Herbicide [brand name] for incredible value!

**Use to Spot Treat:** Bedstraw, Black medic, Buckhorn, Canada Thistle, Chickweed, Chicory, Clover, Crabgrass, Cudweed, Curly dock, Dandelion, Dollarweed, English daisy, Filaree, Fleabane, Foxtail, Ground ivy, Heal-all, Henbit, Knotweed, Lambsquarters, Lespedeza, Matchweed, Morningglory, Mustard, Oxalis, Pennywort, Pepperweed, Pigweed, Plantain, Poison ivy, Poison oak, Prickly lettuce, Purslane, Ragweed, Sheep sorrel, Shepherdspurse, Speedwell, Spurge, Wild carrot, Wild garlic, Wild lettuce, Wild onion, Yarrow, Yellow Nutsedge and more!

1. **CONNECT WAND HOSE TO POWER PUMP [SPRAY] BOTTLE.** Unwrap the wand. Unscrew and discard the Black Cap on the bottle. Push the Clear Tube down through the small opening on the bottle. (graphic) Tightly screw the Green Hose Connector Cap onto the bottle. (graphic) Make sure the Green Button on the wand is "OFF" or "UP" before pressurizing. (graphic)
2. **PRESSURIZE THE POWER PUMP [SPRAY].** Break off the **Pump Handle "TAB"** with your thumb. (graphic) Pump 20 - 30 times to build up pressure.  
NOTE: The Power Pump [Spray] bottle may bulge slightly as it is pressurized. Never pressurize by any means other than the pump included. You'll need to pump occasionally during use to keep the Power Pump [Spray] pressurized.
3. **SHAKE WELL.** (graphic)
4. **SPRAY WEEDS.** Spray just enough [EH-1428 Herbicide] [product] to lightly cover [grass and broadleaf] weeds. **Excessive spraying can injure some lawns.**  
Just press the Green Button on the wand to spray. If needed, the button can be locked "ON" by pushing it down and forward at the same time. The reverse motion will lock it "OFF." Do not apply when daytime temperatures are above 90°F as lawn injury may occur. Spray only the weeds, not the entire lawn.
5. Weeds will begin wilting and browning overnight.

**USE TIPS**

- Some hard-to-kill weeds may require re-treatment. Wait at least 3 weeks between applications — some weeds can take that long to die.
- Rainproof [Rain fast] – rain or watering 3 hours after application will not wash away effectiveness. [If rainfall occurs within 3 hours of application, the product should be re-applied.]
- Do not allow spray to drift onto desirable plants since injury may result.

10/20

**REFILLING**

The Power Pump [Spray] can be refilled up to 5 times with EH-1426 Herbicide. Add five (5) fl. oz. of concentrate and dilute to a gallon with water. Use "Fill to Here" mark on the side of the Power Pump [Spray] bottle as a guide. Shake well to mix.

This dilution rate results in a product with the same strength as that supplied in the Power Pump [Spray] when purchased. Make sure the Green Pump Cap and the Green Hose Connector Cap are tightly secured before re-pressurizing. Make sure the Green Button on the wand is "OFF" or "UP" before pressurizing. (graphic) **IMPORTANT: Do not refill more than 5 times.**

To keep track of the number of times refilled, put a mark through the appropriate number: (1) (2) (3) (4) (5-final). Do not use any product other than EH-1426 Herbicide in this Power Pump [Spray]. Incompatible chemicals may damage the pump making it unsafe to use.

**STORAGE AND DISPOSAL**

**PESTICIDE STORAGE:** *Always release pressure by unscrewing the pump cap before storing.* Store in original container in an area inaccessible to children and pets.

**Disposal:** After 5 refills, rinse thoroughly.

**If empty:** Do not reuse this container. Place in trash or offer for recycling if available.

**If partly filled:** Call your local solid waste agency or 1-800-XXX-XXXX for disposal instructions. Never place unused product down any indoor or outdoor drain.

**[Satisfaction Guaranteed:** If for any reason you are not completely satisfied with the performance or results of this [brand name] product, it will be repaired or replaced free of charge. Simply provide proof of purchase and return the product and/or unused portion to the place of purchase.]


**[Optional Directions for Use]**

**DIRECTIONS FOR USE for Spectracide Weed Stop EzSPRAY™ applicator:**

**EzSPRAY™ EASY SET UP**

1. Remove sprayer from side holder. Gently pull tubing out.
2. Remove seal from top of cap. Unplug cap.
3. Securely snap the green plug into hole in cap.
4. Remove plastic tab near bottom of sprayer to activate batteries.
5. Twist nozzle to adjust spray from CLOSE to SPRAY to STREAM.

[graphics included for each of the five steps above]



**HOW TO USE THE EzSPRAY™**

- A. Aim toward target weeds/plants, and away from people and pets.
- B. Press the trigger to spray.
- C. Release the trigger to stop spray.

**After use:**

1. Twist nozzle completely to CLOSE position
2. Secure sprayer upright in holder.
3. **Failure to adjust nozzle completely to CLOSE position and properly secure sprayer in holder may result in leakage and damage to property or injury to people or animals.**

**To replace batteries:**

1. Slide battery compartment door to unlatch and open.
2. Remove used batteries and insert four new AA batteries **in correct positions** as marked per diagram inside of battery compartment. Never insert the positive end where the negative end belongs and vice versa. **Always** use a complete set of new batteries of the same type when replacing batteries. **Never** mix alkaline, carbon-zinc or rechargeable batteries.
3. Securely close battery compartment door.
4. **Always** follow manufacturer's recommendations for use and disposal of batteries.

**Additional operating notes:**

- Do not submerge in water
- Before each use inspect sprayer carefully—makes sure hose is flexible and not kinked, worn or cracked, and that all connections are tight.
- When storing sprayer for prolonged periods remove batteries.

**REFILL DIRECTIONS**

Refill only with EH-1426 Herbicide [brand name]. Remove cap. Carefully measure and mix 5 fl. oz. (10 Tbsp.) in one gallon of water. Replace and tightly close cap. Wipe off any spilled product.

Additional advertising items to be included on **EzSPRAY™** container label:

- Battery Powered [with graphic]
- **EzSPRAY™ NO PUMPING – NO PULLING – NO FATIGUE!**
- 4 AA Batteries Included! [with graphic]

**STORAGE AND DISPOSAL**

**Storage:** Turn the nozzle to "CLOSE" position. To prevent leakage, attach sprayer to clip. Store this product only in its original container in a secure storage area away from sources of heat or open flame and in an area inaccessible to children and pets. Keep from freezing.

**Disposal:** Do not reuse container except to refill (refer to REFILL DIRECTIONS).

**If empty:** Place in trash or offer for recycling if available.

**If partly filled:** Call your local solid waste agency or 1-800-XXX-XXXX for disposal instructions. Never place unused product down any indoor or outdoor drain.

**NOTICE:** Buyer assumes all responsibility for safety and use not in accordance with directions.

**GUARANTEED RESULTS or your money back.** If you are not satisfied with this product for any reason, send your written request for a refund to the address below, together with the original dated store receipt showing the price you paid. Please allow 6-8 weeks for processing.

**Questions or comments?** Call toll free 1-800-xxx-xxxx.  
[telephone number, address, website information for supplemental registrant or distributor].

**APPENDIX:**

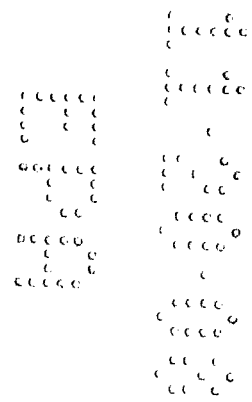
**I. Advertising claims and marketing phrases that may be presented on promotional materials and the container labels of supplemental registrants.**

- For use on Many Northern and Southern Grasses including Bluegrass, Fescue, Zoysia, Bermuda, and Perennial Ryegrass
- Kills the Weeds, not the Lawn
- Kills xx+ Weed Types Roots and All.
- Kills xx+ Weeds
- Kills weed roots
- Kills Dandelion, Chickweed, Wild onion, Plantain, Poison ivy and many others. Weed details on back. See Results in Hours.
- Overnight results • Rainproof in hours • Rainproof in as little as 3 hours — won't wash away.
- Water-Based
- Especially effective on all types of hard-to-kill weeds
- Kills xx+ types of weeds



[icon

- Kills weed roots! • Kills all major broadleaf weeds
- Clear-view measuring window
- For home lawn care.
- Kills over xx weed types including dandelion, chickweed, wild onion, plantain and poison ivy
- Kills broadleaf weeds in lawns
- Kills all major broadleaf weeds, roots and all. And [brand name] is formulated to kill only the weeds, not the lawn. Use as directed to kill all major broadleaf weeds in your lawn.
- Kills dandelion and many other broadleaf weeds
- [Brand name] controls more than xx troublesome weeds including dandelion, clover, plantain and wild onion. It kills even woody weeds like poison ivy and poison oak in both northern and southern lawns.
- Kills Twice the Weeds! As listed on our Weed Stop product.
- Use on Lawns to Kill the Toughest Weeds, Like Clover and Dandelion.
- New [improved] formula [now includes crabgrass control]
- All-in-one [complete] [total] [2-in-1] weed control [for lawns]
- [Now] kills [controls] crabgrass [yellow nutsedge] [foxtail]
- Kills [controls] all types of [lawn] weeds
- Targets the toughest [stubborn] weeds [crabgrass] [yellow nutsedge].
- 100% root kill
- Kills the toughest weeds - down to the root



[icon

- [Kills the root so] weeds won't come back
- Lawn-friendly formula
- Weed deadly. Lawn friendly.
- Kills weeds [including crabgrass] - not the lawn.



[icon

- For a weed-free lawn.
- Weed-free. Worry-free.
- No weeds. No worry.

- Starts working immediately
- Fast acting [formula]
- Destroys weeds [dandelions] [clover] [oxalis] [crabgrass] [yellow nutsedge] completely - [down to the root].
- Long lasting [formula]
- [Works fast] on [hard-to-kill] weeds
- [Even] works in cold [and hot] weather [temperatures]
- Let [Weed Stop] [the liquid] do the weeding
- Kills on contact



[icon]

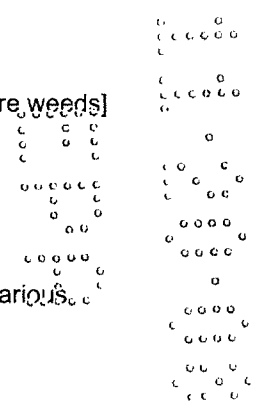
- A simple [an easy] step towards a weed free lawn [yard]
- [Now] kills all types of weeds - [grassy or broadleaf]
- Won't Harm Lawns (when used as directed).

### EFFICACY

- Tough weed killer
- Kills even the toughest broadleaf weeds [like (clover) (dandelion) (oxalis)]
- Kills even tough broadleaf weeds [like (clover) (dandelion) (oxalis)]
- Treats Many Northern and Southern Grasses
- Treats Bluegrass, Fescue, Zoysia, Bermuda, Perennial ryegrass
- Destroys the hard-to-kill broadleaf weeds [like (clover) (dandelion) (oxalis)]
- Kills all major broadleaf weeds [like (clover) (dandelion) (oxalis)]
- Kills dandelion, chickweed, wild onion, oxalis, plantain, poison ivy and many others. [See Weed details on back.]
- Kills all [major] broadleaf weeds
- Kills broadleaf weeds in lawns
- Kills poison ivy and poison oak
- Provides broadleaf control
- [Controls][Kills] clover, dandelion, plantain, chickweed and [other broadleaf weeds] [others as listed]
- Clobbers clover
- [Complete] clover control [ as little as one week]
- Controls clover in one week
- Kills XX [ types of] [ brush and] weeds [roots and all]
- Kills weed roots
- Kills the root
- Kills weed roots!
- Kills more weeds
- Kills tough lawn weeds
- Especially effective on all types of hard-to-kill weeds [Superior results] [Kills more weeds] than the competition [Our toughest formula [ever] [or the toughest weeds]

### SPEED

- Overnight results
- [See] results in hours
- Consistently fast on tough weeds like clover, plantain, ground ivy and spurge [various other weeds listed]
- Starts working on contact
- [Our] fastest formula ever
- [Our] fastest lawn weed killer ever



**WEATHER**

- [Cool][all] weather performance
- Proven [all] [cool] weather performance
- Performs in both hot and cold weather

**RAINPROOF**

- Rainproof — [For control that] won't wash away
- Can't be washed [away][off]
- Can't be washed [off by rain]
- [Rainfast][Rainproof] [in hours [Won't wash away]
- Rainproof — Won't wash away

**OTHER**

- Water-based
- Guaranteed [results] or your money back
- Clear-view measuring window
- For home lawn care
- For home lawns only
- For a beautiful, weed-free lawn
- Helps keep lawns weed-free
- Ideal for spot treating individual lawn weeds
- Kills the weeds, not the lawn
- Kills weeds, not lawn grasses
- Kills [down to] the root, [not the lawn]
- For use on lawns
- Targets weeds, leaves [grasses] [the lawn] unharmed
- [U.S. Patent 6,849,579] patented formula
- Kills yellow nutsedge
- Visible results in 8 hours



- Kills both broadleaf and grassy weeds
- Kills all types of weeds
- Rainfast in 3 hours

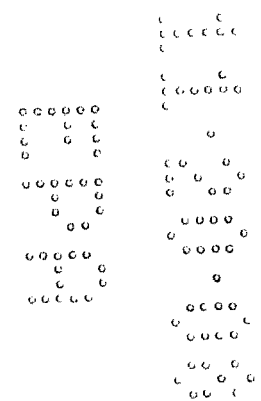


**MEASUREMENT CALCULATIONS**

Total lawn area in square feet = length x width.

**EQUAL MEASURES:**

- 1 fl. oz. = 2 Tablespoons = 6 Teaspoons (tsp.)
- 2 fl. oz. = 4 Tablespoons
- 4 fl. oz. = 1/2 cup;                      16 fl. oz. = 1 pint;
- 8 fl. oz. = 1 cup;                         32 fl. oz. = 1 quart



**PRODUCT FACTS What it Does: [optional info box]**

**What It Does:** Kills major broadleaf and troublesome grass weeds including dandelion, chickweed and clover as well as crabgrass, foxtail, and yellow nutsedge. (See inside for complete list)

**Where to Use:** (icon weeds)

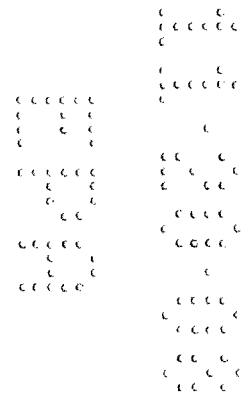
Lawns: Kills the weeds not the lawn

**When to Use:**

Apply when daytime temperatures are between 45° and 90°F.

**Questions & Comments:** (icon phone)(icon computer)

Call 1-800-xxx-xxxx or Visit our Website at [www.companyname.com](http://www.companyname.com)



- WEEDS -		
Amaranth, purple	Daisy, oxeye	Mustard, Indian,
Amaranth, slender	Dandelion, common	Mustard, tansy
Aster, heath	Dandelion, false	Mustard, tumble
Aster, white heath	Day flower	Mustard, white
Aster, purple	Deadnettle	Mustard, wormseed
Aster, white prairie	Dichondra	Nettle, stinging (burning)
Artichoke	Dock, broadleaf	Nettle, tall
Austrian fieldcress	Dock, curly	Nettle, wood
Bedstraw, catchweed	Dogbane	Parsley-piert
Bedstraw, smooth	Dogfennel	Parsnip
Bedstraw, northern	Dollarweed (pennywort)	Pearlwort
Bedstraw, pineywoods	Doveweed	Pennycress (Frenchweed)
Beggarticks, hairy	Elderberry	Pepperweed, perennial
Betony, Florida	Falseflax	Pepperweed, Virginia
Bindweed, Field	False sunflower	(peppergrass)
Bindweed, hedge	Fiddleneck	Pigweed, prostate
Bitter Wintercress	Filaree, redstem	Pigweed, redroot
Bittercress, hairy	Filaree, whitestem	Pigweed, Russian
Bitterweed	Fleabane, daisy (annual)	Pigweed, smooth
Black-eyed Susan	Fleabane, rough	Pigweed, tumble
Black medic	Galinsoga, hairy	Pineappleweed
Blood flower milkweed	Galinsoga, smallflower	Plains coreopsis (tickseed)
Blue lettuce	Goldenrod	Plantain, blackseed
Brassbuttons	Ground ivy	Plantain, bracted
Bristly oxtongue	Groundsel	Plantain, broadleaf
Broomweed	Gumweed	Plantain, buckhorn
Buckhorn	Hairy fleabane	Plantain, hoary
Bullnettle	Hawkweed, meadow	Plantain, narrowleaf
Burclover	Hawkweed, mouseear	Plantain, slender
Burdock	Hawkweed, orange	Plantain, woolly
Burweed, lawn (spurweed)	Hawkweed, yellow	Poison ivy
Buttercup, bulbous	Healall	Poison oak
Buttercup, creeping	Heartleaf drymary	Pokeweed
Buttonweed, common (poorjoe)	Hemp	Prairie sunflower
Buttonweed, Virginia	Henbit	Prickly lettuce (compass plant)
Carolina geranium (wild)	Hoary cress	Prickly sida
Carpetweed	Horsenettle	Prostrate knotweed
Catnip	Horseweed	Puncturevine
Catsear, spotted (false dandelion)	Jimsonweed	Purslane, common
Chamber bitter	Johnny-Jumpup violet	Pusley, Brazil
Chickweed, common	Knawel	Pusley, Florida
Chickweed, mouseear	Knotweed, prostrate	Pusley, large flower
Chickweed, sticky	Kochia	Ragweed, bur
Chicory	Lambsquarters	Ragweed, common
Cinquefoil	Lespedeza	Ragweed, lanceleaf
Clover, crimson	Mallow, alkali	Ragweed, western
Clover, alsike	Mallow, bristly	Redstem filaree
Clover, hop	Mallow, common	Rough cinquefoil
Clover, rabbit foot	Mallow, dwarf	Scarlet pimpernel
Clover, red	Mallow, Venice	Shepherdspurse
Clover, strawberry	Marcela	Smartweed, ladythumb
Clover, yellow sweet	Matchweed	Smartweed, pale
Clover, white sweet	Mexicanweed	Smartweed, Pennsylvania
Clover, white	Moneywort	Smooth chaff-flower
Cockle	Morningglory, bigroot	Smooth dock
Cocklebur	Morningglory, ivyleaf	Sorrel, red (sheep)
Cocklebur, oriental	Morningglory, Mexican	Sowthistle, annual
Cocklebur, spiny	Morningglory, red	Sowthistle, spiny
Common mullein	Morningglory, tall	Spanish needles
Corn spurry	Morningglory, woolly	Speedwell, bi-lobed
Creeping beggarweed	Mugwort	Speedwell, common
Creeping Jenny (creeping Charlie)	Mustard, ball	Speedwell, corn
Cupid shaving brush	Mustard, black	Speedwell, ivyleaf
Cudweed	Mustard, blue	Speedwell, Persian
Daisy, English	Mustard, hedge	Speedwell, purslane
		Speedwell, slender
		Speedwell, snow
		Speedwell, thymeleaf
		Spiny amaranth
		Spurge, spotted
		Spurge, prostrate
		Spurweed
		Star of Bethlehem
		Strawberry, Indian mock
		Tansy ragwort
		Tanweed
		Thistle, blessed
		Thistle, bull
		Thistle, Canada
		Thistle, flodman (prairie)
		Thistle, musk
		Thistle, platte
		Thistle, plumeless
		Thistle, Russian
		Thistle, Scotch
		Thistle, wavyleaf
		Thistle, yellow (horrible)
		Trailing crownvetch
		Velvetleaf
		Vervain, blue
		Vervain, hoary
		Vervain, prostrate
		Vervain, tall
		Vetch, bird
		Vetch, hairy
		Vetch, milk
		Vetch, narrowleaf
		Vetch, wild
		Virginia creeper
		Western clematis
		Western salsify
		Wild aster
		Wild buckweat
		Wild carrot
		Wild four-o'clock
		Wild garlic
		Wild lettuce
		Wild marigold
		Wild mustard (yellow rocket)
		Wild onion
		Wild parsnip
		Wild radish
		Wild rape
		Wild strawberry
		Wild sweet potato
		Wild violet
		Woodsorrel, creeping
		Woodsorrel, violet
		Woodsorrel, yellow (Oxalis)
		Woolly croton
		Wormseed
		Yarrow, common
		Yarrow, western
		Yarrow, yellow



**SUBLABEL 2:**

**DIRECTIONS FOR USE**

It is a violation of Federal law to use this product in a manner inconsistent with its labeling.

**General Precautions and Restrictions:**

- Do not apply this product in a way that will contact any person or pet, either directly or through drift. Keep people and pets out of the area during application.
- Do not allow people or pets to enter the treated area until sprays have dried.

**WHERE TO USE:**


**On Lawns:** This product is intended for use by homeowners as a spot treatment on lawns. This product should be applied only to the following species of turfgrass:

Cool season turfgrass	Warm season turfgrass
Kentucky bluegrass	Bermudagrass <sup>†</sup>
Perennial ryegrass	Buffalograss
Fescue spp., including tall, red and fine leaf fescues	Zoysiagrass

<sup>†</sup>Application to bermudagrass may cause temporary yellowing or discoloration but full recovery can be expected. Do not apply to bermudagrass when daytime temperatures exceed 85° F.

**DO NOT** use EH-1428 Herbicide for the following:

Cool season turfgrass	Warm season turfgrass	Other areas
Bentgrass, creeping	St. Augustinegrass	Lawns with desirable clovers or legumes
Bentgrass, 'Seaside'	Bahiagrass	Dichondra
Bentgrass, colonial	Centipedegrass	Vegetable gardens or fruits (food crops)
	Carpetgrass	Ornamentals (flowers, trees, groundcovers, hedges, landscape/flower beds and shrubs)
	Seashore paspalum	



**WHEN TO USE**

Generally, apply this product to actively-growing weeds during the early growth stages for the best results. Two or more applications at 14 day intervals throughout the season may be required. Apply when daytime temperatures are between 45° and 90° F.

**SPRING AND EARLY SUMMER:**

- **Crabgrass (large and smooth):** Apply this product from crabgrass emergence until the 6 leaf stage (2 tillers) or when the crabgrass is 3-4 inches tall. This period begins the first time that you can see crabgrass in your lawn. Use two applications with a 14-day interval between applications.
- **Foxtail (green, giant and yellow):** Apply this product to foxtail during the early growth stages or when the foxtail is 1-4 inches tall. Use two applications with a 14-day interval between applications.
- **Yellow nutsedge:** Two applications are required when the yellow nutsedge plants are 3-6 inches tall. The second application should follow the first application 14 days later.
- **Dandelion, plantain, buttercup, speedwell, knotweed, pennywort (dollarweed) and other broadleaf weeds:** Apply when broadleaf weeds are young and actively growing with adequate soil moisture.

**FALL:**

- **Henbit, chickweed, white clover, ground ivy, lawn burweed, pearlwort, Carolina geranium and other broadleaf weeds:** Apply when broadleaf weeds are young and actively growing with adequate soil moisture for best results.

**Note for weeds controlled:** Supplemental registrants may select broadleaf weeds from the list presented in the appendix and may include additional species on the container labels for different geographic regions.

**HOW TO USE:**

**Ready-To-Use:** No mixing. No measuring. No fuss.

**For Containers with Triggers Sprayers:** EH-1428 Herbicide is ready-to-use and is applied directly from the container fitted with the trigger sprayer. Direct the spray to the target weeds to provide uniform coverage of the upper leaf surfaces. Usually, two (2) pumps of this trigger sprayer will provide adequate coverage of individual weeds. Excessive spraying can injure some lawns.

**For Refill Containers:** EH-1428 Herbicide is ready-to-use and is applied directly from the container. Remove the cap from the container and attach the trigger sprayer. Direct the spray to the target weeds to provide uniform coverage of the upper leaf surfaces. Excessive spraying can injure some lawns.

**USE PRECAUTIONS:**

- Avoid drift of spray mist onto vegetables, flowers, ornamental plants, shrubs, trees and other desirable plants.
- Avoid applications of this product when turfgrasses are under stress since injury may result

19/20

**CULTURAL TIPS:**

For newly seeded areas of Kentucky bluegrass, fine fescue blends and perennial ryegrass: Apply this product to newly seeded grasses when well-established (approximately 6 weeks after seedling emergence) or after the third mowing.

For newly sodded, sprigged, or plugged areas of bermudagrass and zoysiagrass: The application of this product to newly sodded, sprigged, or plugged grasses should be delayed until 3 to 4 weeks after the sodding, sprigging, or plugging operations.

**Seeding:** Turf species listed on this label can be seeded into the treated areas at four (4) weeks after the application of this product.

**Mowing:** Delay mowing 2 days before and until 2 days after the application of this product.

**STORAGE & DISPOSAL**

**PESTICIDE STORAGE:** Store in original container in a locked storage area. Keep from freezing.

**CONTAINER DISPOSAL:**

- If empty:** Do not reuse this container. Place in trash or offer for recycling if available.
- If partially filled:** Call your local solid waste agency or toll free number (1-800-XXX-XXXX) for disposal instructions. Never place unused product down any indoor or outdoor drain.

**LIMITED WARRANTY AND DISCLAIMER**

FOR USE ONLY AS DIRECTED. THE MANUFACTURER NEITHER MAKES NOR INTENDS ANY EXPRESS OR IMPLIED WARRANTIES, INCLUDING ANY WARRANTY OF MERCHANTABILITY OR FITNESS FOR A PARTICULAR PURPOSE, WHICH ARE HEREBY EXPRESSLY DISCLAIMED. IN NO CASE SHALL THE MANUFACTURER BE LIABLE FOR INCIDENTAL, CONSEQUENTIAL, OR SPECIAL DAMAGES RESULTING FROM THE USE OR HANDLING OF THIS PRODUCT.

If these terms are not acceptable, return this product unopened immediately to the point of purchase, and the purchase price will be refunded in full. The terms of this Limited Warranty and Disclaimer cannot be varied by any written or verbal statements or agreements at the point of sale or elsewhere.



**APPENDIX:**

**I. Advertising claims and marketing phrases that may be presented on promotional materials and the container labels of supplemental registrants.**

**PRODUCT FACTS [optional info box]**

**What It Does:** Kills major broadleaf and troublesome grass weeds including dandelion, chickweed and clover as well as crabgrass, foxtail, and yellow nutsedge. (See inside for complete list)

**Where to Use:** (icon weeds)  
Lawns: Kills the weeds not the lawn

**When to Use:**  
Apply when daytime temperatures are between 45°F and 90°F.

**Questions & Comments:** (icon phone) (icon computer)  
Call 1-800-xxx-xxxx or Visit our Website at [www.companyname.com](http://www.companyname.com)

EH-1428 Herbicide will control or suppress the following broadleaf weeds. A partial list is presented below:

Aster, white heath & white prairie	Field oxeye-daisy (*creeping oxeye)	Prickly lettuce (*compass plant)
Bedstraw	Filaree, whitestem & redstem	Puncturevine
Beggarweed, creeping	Florida betony	Purple cudweed
Bindweed	Florida pusley	Purslane
Black medic	Ground ivy	Ragweed
Broadleaf plantain	Groundsel	Redweed
Buckhorn plantain	Hawkweed	Red sorrel (*sheep sorrel)
Bull thistle	Healall	Shepherdspurse
Burdock, common	Henbit	Spurge
Buttercup, creeping	Innocence (Blue-eyed Mary)	Thistle
Carpetweed	Knotweed	Virginia buttonweed
Chickweed, common	Lambsquarters	White clover (*Dutch clover, honeysuckle clover, white trefoil, & purplewort)
Chicory	Lawn burweed	Wild carrot
Cinquefoil	Lespedeza, common	Wild garlic
Clover	Mallow, common	Wild geranium
Curly dock	Matchweed	Wild lettuce
Dandelion	Mouseear chickweed	Wild mustard
Dayflower	Old world diamond flower	Wild onion
Deadnettle	<i>Oxalis</i> (*yellow woodsorrel & creeping woodsorrel)	Wild strawberry
Dock	Parsley-piert	Yarrow
Dogfennel	Pennsylvania smartweed	Yellow rocket
Dollarweed (*pennywort)	Pepperweed	and many more broadleaf weeds
False dandelion (*spotted catsear & common catsear)	Pigweed	
Field bindweed (*morningglory & creeping jenny)	Pineappleweed	
	Plantain	
	Poison ivy	
	Poison oak	

\*Synonyms