

2217-884

03/16/2011

Jadet 1/24



UNITED STATES ENVIRONMENTAL PROTECTION AGENCY  
WASHINGTON, D.C. 20460

OFFICE OF CHEMICAL SAFETY  
AND POLLUTION PREVENTION

James L. Kunstman, Ph.D.  
PBI/Gordon Corporation  
PO Box 014090  
Kansas City, MO 64101

MAR 16 2011

Subject: Notification per PR Notice 98-10 – Add marketing claims  
EH-1414 Weed and Feed  
EPA Reg. No. 2217-884  
Application, Dated December 27, 2010

Dear Dr. Kunstman:

The Agency is in receipt of your Application for Pesticide Notification under Pesticide Registration Notice (PRN) 98-10 for the subject product.

The Registration Division (RD) has conducted a review of this request for its applicability under PRN 98-10 and finds that the action requested falls within the scope of PRN 98-10. The label submitted with the application has been date-stamped "Notification" and will be placed in our records.

If you have any questions, please call me directly at 703-305-1243 or Beth Benbow of my staff at 703-347-8072.

Sincerely,

Kathryn V. Montague, Product Manager 23  
Herbicide Branch  
Registration Division (7505P)  
Office of Pesticide Programs



United States  
Environmental Protection Agency  
Washington, DC 20460

- Registration
- Amendment
- Other

OPP Identifier Number

### Application for Pesticide - Section I

1. Company/Product Number <b>2217-884</b>	2. EPA Product Manager <b>Kathryn V. Montague</b>	3. Proposed Classification <input checked="" type="checkbox"/> None <input type="checkbox"/> Restricted
4. Company/Product (Name) <b>EH-1414 Weed and Feed</b>	PM# Product Manager—Team 23	
5. Name and Address of Applicant (Include ZIP Code) PBI/Gordon Corporation Post Office Box 014090 Kansas City, Missouri 64101 <input type="checkbox"/> Check if this is a new address	6. <b>Expedited Review.</b> In accordance with FIFRA Section 3(c)(3) (b)(i), my product is similar or identical in composition and labeling to: EPA Reg. No. _____ Product Name _____	

### Section - II

<input type="checkbox"/> Amendment - Explain below.	<input type="checkbox"/> Final printed labels in response to Agency letter dated _____
<input type="checkbox"/> Resubmission in response to Agency letter dated _____	<input type="checkbox"/> "Me Too" Application.
<input checked="" type="checkbox"/> Notification - Explain below.	<input type="checkbox"/> Other - Explain below.

**NOTIFICATION**

**MAR 16 2011**

Explanation: Use additional page(s) if necessary. (For section I and Section II.)

### Notification Per Pesticide Registration Notice (PRN) 98-10:

We ask to add several marketing claims. Please refer to the highlighted text on pages 10-12 of the enclosed draft labeling.

This notification is consistent with the provisions of PR Notice 98-10 and EPA regulations at 40 CFR 152.46, and no other changes have been made to the labeling or Confidential Statement of Formula of this product. I understand that it is a violation of 18 U.S.C Sec. 1001 to willfully make any false statement to the EPA. I further understand that if this notification is not consistent with the terms of PR Notice 98-10 and 40 CFR 152.46, this product may be in violation of FIFRA and I may be subject to enforcement action and penalties under Section 12 and 14 of FIFRA.

-mail to [jkunstman@pbigordon.com](mailto:jkunstman@pbigordon.com) FAX: 816-421-2731

### Section - III

1. Material This Product Will Be Packaged In:					
Child-Resistant Packaging <input type="checkbox"/> Yes* <input checked="" type="checkbox"/> No	Unit Packaging <input type="checkbox"/> Yes <input checked="" type="checkbox"/> No	Water Soluble Packaging <input type="checkbox"/> Yes <input checked="" type="checkbox"/> No	2. Type of Container <input type="checkbox"/> Metal <input checked="" type="checkbox"/> Plastic <input type="checkbox"/> Glass <input checked="" type="checkbox"/> Paper <input type="checkbox"/> Other (Specify) _____		
* <b>Certification must be submitted</b>		If "Yes" Unit Packaging wgt.    No. per container	If "Yes" Package wgt.    No. per Container		
3. Location of Net Contents Information <input checked="" type="checkbox"/> Label <input checked="" type="checkbox"/> Container		4. Size(s) Retail Container 14, 15, 16, 17, 18, 20, 25,26, 28, 32, 37, 40, 42, 45 or 50 pound bags		5. Location of Label Directions <input checked="" type="checkbox"/> On Label <input type="checkbox"/> On Labeling accompanying product	
6. Manner in Which Label is Affixed to Product <input type="checkbox"/> Lithograph <input type="checkbox"/> Other _____ <input checked="" type="checkbox"/> Paper glued <input type="checkbox"/> Stenciled					

### Section - IV

1. Contact Point (Complete items directly below for identification of individual to be contacted, if necessary, to process this application.)		
Name <b>James L. Kunstman, Ph.D.</b>	Title <b>Director of Regulatory Services</b>	Telephone No. (Include Area Code) <b>816-460-6292</b>
<b>Certification</b> <i>I certify that the statements I have made on this form and all attachments thereto are true, accurate and complete. I acknowledge that any knowingly false or misleading statement may be punishable by fine or imprisonment or both under applicable law.</i>		6. Date Application Received <b>(Stamped)</b>
2. Signature 	3. Title <b>Director of Regulatory Services</b>	
4. Typed Name <b>James L. Kunstman, Ph.D.</b>	5. Date <b>December 27, 2010</b>	


# Certification with Respect to Label Integrity

version: 9/11/02

I certify that the information (including, but not limited to, text, tables, and graphics) contained in the electronic file identified below by file name and submitted with this certification is the same information as that on the paper copies of these documents included with this submission.

PROPOSED LABEL		
EPA Registration #	Date Submitted to EPA	Electronic file name
2217-884	12/27/2010	002217-00884.20101227. notif-proposed-highlighted 002217-00884.20101227. notif-proposed-clean

I certify that the statements that I have made on this form are true, accurate, and complete. I acknowledge that any knowingly false or misleading statements may be punishable by fine or imprisonment or both under applicable law.



Signature

12/27/2010


Date

James L. Kunstman, Ph.D.

Name (typed)

Director, Regulatory Services

Title



# EH-1414 WEED & FEED

NOTIFICATION  
MAR 16 2011

## EPA Reg. No. 2217-884

Two sublabels represent the entire master label of EH-1414 Weed & Feed. Please refer to the appropriate section of the labeling as shown as follows:

<b>Section</b>
<b>Sublabel 1: [Note to Reviewer: Residential sites and outdoor domestic use with applications by homeowners]</b>
<b>Sublabel 2: Institutional, ornamental, and residential sites with application by occupational users</b>
<b>Appendix</b>
<b>Document Control Information</b>

cccccc  
c  
cc c  
c c c  
c c c  
cccccc  
c  
c c c  
c c c  
cccccc  
c  
cccccc  
c  
cccccc  
c  
cccccc  
c  
cccccc

**SUBLABEL 1**

**[Note to Reviewer: Residential sites and outdoor domestic use with applications by homeowners]**

**EH-1414 WEED & FEED**

**NOTIFICATION**

**MAR 16 2011**

**EPA Reg. No. 2217-884**

**ACTIVE INGREDIENT:**

2,4-D, 2-ethylhexyl ester .....	1.108%
Mecoprop-p acid .....	0.167%
Dicamba acid .....	0.071%
<b>OTHER INGREDIENTS:</b> .....	<b>98.654%</b>
<b>TOTAL</b> .....	<b>100.000%</b>

**THIS PRODUCT CONTAINS:**

- 14.70 lb 2,4-dichlorophenoxyacetic acid equivalent per ton or 0.735%. CAS 1928-43-4.
  - 3.34 lb (+)-(R)-2-(2-methyl-4-chlorophenoxy)propionic acid equivalent per ton or 0.167%. CAS 16484-77-8.
  - 1.42 lb 3,6-dichloro-o-anisic acid equivalent per ton or 0.071%. CAS 1918-00-9
- Isomer Specific by AOAC Methods

TRIMEC® is a registered trademark of PBI/Gordon Corporation.

<b>GUARANTEED ANALYSIS XX-X-X</b>	
Total Nitrogen (N) .....	X.X% <sup>0</sup>
x.x% ammoniacal nitrogen	?
x.x% urea nitrogen*	
Available Phosphate (P2O5) .....	X%
Soluble Potash (K2O) .....	X%
Sulfur (S) .....	X%
x.x% free sulfur (S)	

Derived from: polymer-coated sulfur-coated urea, urea, ammonium phosphate, potassium chloride.  
 \*A portion of the urea has been coated to provide x.x% coated slow-release nitrogen.  
 This product and/or its manufacture is covered by one or more of the following U.S. patents and international counterparts thereof: US Patent Numbers: xxxxxx

Note: Fertilizer grades with nutrient contents expressed as the percentages of N, P2O5 and K2O may include the following: 23-3-7 or x-x-x. The fertilizer grade analyses may contain macronutrients and micronutrients. The nutrient contents expressed will vary among states, and the analyses will differ between supplemental registrations.

**KEEP OUT OF REACH OF CHILDREN**

**CAUTION**

**STOP! READ THE ENTIRE LABEL FIRST. OBSERVE ALL PRECAUTIONS AND FOLLOW DIRECTIONS CAREFULLY.**

## **PRECAUTIONARY STATEMENTS**

### **Hazards to Humans and Domestic Animals**

**CAUTION:** Causes moderate eye irritation. Avoid contact with eyes or clothing. Wash thoroughly with soap and water after handling and before eating, drinking, chewing gum, using tobacco or using the toilet.

<b>First Aid</b>	
<b>If in eyes:</b>	<ul style="list-style-type: none"> <li>• Hold eye open and rinse slowly and gently with water for 15 - 20 minutes. Remove contact lenses, if present, after the first 5 minutes, then continue rinsing eye.</li> <li>• Call a poison control center or doctor for treatment advice.</li> </ul>
Have the product container or label with you when calling a poison control center or doctor or going for treatment. You may also contact 1-877-800-5556 for emergency medical treatment information.	

### **Environmental Hazards**

This pesticide is toxic to fish and aquatic invertebrates and may adversely affect non-target plants. Do not apply directly to water. Do not contaminate water when disposing of equipment washwaters or rinsate.

This chemical has properties and characteristics associated with chemicals detected in groundwater. The use of this chemical in areas where soils are permeable, particularly where the water table is shallow, may result in groundwater contamination. Application around a cistern or well may result in contamination of drinking water or groundwater.

### **[Environmental Hazards (alternate per PRN 2008-1)]**

This pesticide is toxic to fish and aquatic invertebrates and may adversely affect non-target plants. To protect the environment, do not allow pesticide to enter or run off into storm drains, drainage ditches, gutters or surface waters. Applying this product in calm weather when rain is not predicted for the next 24 hours will help to ensure that wind or rain does not blow or wash pesticide off the treatment area. Sweeping any product that lands on a driveway, sidewalk, or street, back onto the treated area of the lawn or garden will help to prevent run off to water bodies or drainage systems.

This chemical has properties and characteristics associated with chemicals detected in groundwater. The use of this chemical in areas where soils are permeable, particularly where the water table is shallow, may result in groundwater contamination. Application around a cistern or well may result in contamination of drinking water or groundwater.]

## **DIRECTIONS FOR USE**

It is a violation of Federal law to use this product in a manner inconsistent with its labeling.

### **PRECAUTIONS AND RESTRICTIONS:**

- Do not apply this product in a way that will contact any person or pet, either directly or through drift. Keep people and pets out of the area during application. Do not allow people or pets to enter the treated area until dusts have settled.
- Not for use on turf being grown for sale or other commercial use as sod, or for commercial seed production, or for research purposes.

### **INSTRUCTIONS:**

EH-1414 Weed & Feed is a combination of three proven weed killers--2,4-D, mecoprop-p, and dicamba. This herbicide controls a wide range of lawn weeds, including dandelion, chickweed, knotweed, plantain,

henbit, spurge and many others commonly found in home lawns. In addition, a x-x-x (grade percentage) fertilizer provides a supply of plant nutrients.

**USE PRECAUTIONS:**

Do not use on dichondra, carpetgrass, 'Floritam' St. Augustinegrass, creeping bentgrass, or turfgrass where desirable clovers are present.

Do not apply this product to newly seeded grasses until well-established or after the second or third mowing.

Do not use this product on flowers, vegetables, groundcovers, gardens or landscape plantings including shrubs and trees. Do not exceed specified dosage for any area and do not apply this product within the dripline of, or over surface roots of trees, shrubs, and other ornamentals.

Reseeding or overseeding areas may occur three (3) weeks after the application of this product.

Do not use this product on or near desirable plants and avoid spreading granules onto exposed root systems or adventitious shoots (rhizomes) within the drip line of the roots of desirable trees and shrubs, since injury may result.

Do not apply directly to or near water, storm drains, gutters, sewers, or drainage ditches. Do not apply within 25 feet of rivers, fish ponds, lakes, streams, reservoirs, marshes, estuaries, bays, and oceans. Do not apply when windy. Apply this product directly to your lawn, and sweep any product landing on the driveway, sidewalk, gutter, or street back onto the treated area. To prevent product run-off, do not over water the treated area(s) to the point of runoff or apply when raining or when rain is expected that day.

**HOW MUCH TO APPLY:**

**[option 1a]**

**For Kentucky bluegrass, fescue spp., perennial ryegrass, common bermudagrass, bahiagrass, and zoysiagrass:** Apply 2.5 to 4.0 pounds of product per 1,000 square feet of established turfgrass.

**For St. Augustinegrass (not 'Floritam'), centipedegrass, hybrid bermudagrass, and colonial bentgrass:** Apply 2.0 to 3.0 pounds of product per 1,000 square feet of established turfgrass.

Do not apply more than 4 pounds of product per 1000 square feet of turfgrass per application. If necessary, a second application may be made no sooner than 30 days after the first. Do not apply more than 8 pounds of product per 1000 square feet per year. [note to reviewer: the following information may be omitted from the final printed label: 4 pounds of this product contains 1.28 lb 2,4-D (ae), 0.29 lb mecoprop-p (ae), and 0.12 lb dicamba (ae).]

**[Alternate optional maximum rate statement**

The maximum broadcast application rate is 4.0 pounds of product per 1,000 sq.ft. per application (1.28 lb 2,4-D ae, 0.29 lb MCPP-p ae and 0.12 dicamba ae per acre per application). The maximum number of broadcast applications is limited to 2 per year with a minimum of 30 days between applications. The maximum seasonal rate is 8.0 pounds of product per 1,000 sq.ft. (2.56 lb 2,4-D ae, 0.58 lb MCPP-p ae and 0.25 lb dicamba ae per acre).]

Generally, the lower application rates within the specified range will provide satisfactory control of annual broadleaf weed species. The higher application rates within the specified range will be required for dense infestations of perennial weeds, for adverse/extreme environmental conditions, or for weeds beyond the appropriate growth stages.

Typically a lawn utilizes [xx] pounds of nitrogen per 1,000 sq.ft. per growing season. When applied as directed, this product provides [yy] pounds of nitrogen per 1,000 sq.ft. Contact your local Extension Service for information specific to your geographic region.

**[option 1b—specifically for 14 lb bags]**

**[For use on: Kentucky bluegrass, fescue spp., perennial ryegrass, common bermudagrass, bahiagrass, zoysiagrass, St. Augustinegrass, centipedegrass, hybrid bermudagrass, and colonial bentgrass.]:** Apply 2.8 pounds of product per 1,000 square feet of turfgrass. A second application may be made in approximately 30 days. The maximum number of broadcast applications per treatment site is 2 per year.

**option 1c—specifically for 13lb bags]**

**[For use on: Kentucky bluegrass, fescue spp., perennial ryegrass, common bermudagrass, bahiagrass , zoysiagrass, St. Augustinegrass, centipedegrass, hybrid bermudagrass, and colonial bentgrass.]:** Apply 2.6 pounds of product per 1,000 square feet of turfgrass. A second application may be made in approximately 30 days. The maximum number of broadcast applications per treatment site is 2 per year.

**WHEN TO APPLY:**

Apply when broadleaf weeds are actively growing in spring or early fall.

Apply when the air is calm (Choose a calm day) to ensure uniform coverage and avoid spreading granules onto flowers, vegetables, and ornamental shrubbery.

Possible retreatment may be necessary if lawn is heavily overrun by weeds, if adverse low moisture conditions prevail, or if weeds are in a state of poor growth.

**WHAT TO EXPECT [APPLICATION INSTRUCTIONS]:**

1. Mow lawn to normal height 1 to 2 days before application.
2. Water lawn thoroughly at least 1 to 2 days before application to sustain moisture until the next watering (see step 5).
3. Apply when broadleaf weeds are young and actively growing, preferably in the morning when dew is on the grass. At the time of application, moisture on the weed leaves from dew, rainfall or irrigation/watering aids in control. If grass is not moist at time of application, sprinkle lightly with water before applying product.
4. Avoid applying when temperatures are consistently above 90°F.
5. Do not wash from weed leaves for 1 to 2 days after application. At this time, a thorough watering should be made.

**[Spreader Settings]**

- **DISTRIBUTION AND SPREADER PATTERNS [HOW TO APPLY - SPREADERS AND CALIBRATION]:**

Always apply with a rotary or drop spreader to distribute the granules evenly. Never apply by hand.

**Coverage** - To determine how much you need to apply, multiply the length of your lawn by its width. This equals your total square footage. Deduct all non-lawn areas (house, gardens, etc.). One bag covers up to XXX square feet.

**IMPORTANT:** It is important to follow directions as indicated on this quality lawn care product as over-application may cause injury to your lawn. Spreader settings are approximate. Differences may occur due to condition of spreader, speed at which applied and roughness of area treated. Be sure to check spreader before beginning, adjusting if necessary. Consult Owner’s Manual. Never apply by hand.

**[Note to Supplemental Registrants:** Select the appropriate bag size and present only the information provided for that bag size on your product labeling. Also, equipment settings of drop spreaders, rotary spreaders, and other granular applicators may be presented on the container labels.]



9/24

Bag Size, Lbs.	Application Rate, Lbs./1,000 Sq.Ft.	Treated Area for This Bag Size, Sq.Ft.	Bag Size, Lbs.	Application Rate, Lbs./1,000 Sq.Ft.	Treated Area for This Bag Size, Sq.Ft.
14	2.0	7,000	28	2.0	14,000
	2.5	5,600		2.5	11,200
	2.8	5,000		3.0	9,300
	3.0	4,670		3.2	8,800
	3.2	4,375		3.4	8,200
	3.4	4,120		3.6	7,800
	3.6	3,890		4.0	7,000
15	2.0	7,500	36	2.0	18,000
	2.5	6,000		2.5	14,400
	3.0	5,000		3.0	12,000
	3.2	4,700		3.2	11,300
	3.4	4,400		3.4	10,500
	3.6	4,200		3.6	10,000
	4.0	3,750		4.0	9,000
16	2.0	8,000	37	2.0	18,500
	2.5	6,400		2.5	14,800
	3.0	5,300		3.0	12,300
	3.2	5,000		3.2	11,600
	3.4	4,700		3.4	10,900
	3.6	4,400		3.6	10,300
	4.0	4,000		4.0	9,250
17	2.0	8,500	40	2.0	20,000
	2.5	6,800		2.5	16,000
	3.0	5,700		3.0	13,300
	3.2	5,300		3.2	12,500
	3.4	5,000		3.4	11,800
	3.6	4,700		3.6	11,100
	4.0	4,250		4.0	10,000
18	2.0	9,000	42	2.0	21,000
	2.5	7,200		2.5	16,800
	3.0	6,000		3.0	14,000
	3.2	5,600		3.2	13,100
	3.4	5,300		3.4	12,400
	3.6	5,000		3.6	11,700
	4.0	4,500		4.0	10,500
20	2.0	10,000	45	2.0	22,500
	2.5	8,000		2.5	18,000
	3.0	6,700		3.0	15,000
	3.2	6,400		3.2	14,100
	3.4	5,800		3.4	13,200
	3.6	5,700		3.6	12,500
	4.0	5,000		4.0	11,300
25	2.0	12,500	50	2.0	25,000
	2.5	10,000		2.5	20,000
	3.0	8,300		3.0	16,700
	3.2	7,800		3.2	15,600
	3.4	7,400		3.4	14,700
	3.6	6,900		3.6	13,900
	4.0	6,250		4.0	12,500
26	2.0	7,500			
	2.5	8,000			
	3.0	8,700			
	3.2	8,100			
	3.4	7,600			
	3.6	7,200			
	4.0	6,500			

**SINGLE PASS DISTRIBUTION:**

- For rotary spreaders: Operate at intervals corresponding to the swath width.
- For drop spreaders: Overlap the wheel tracks to ensure complete coverage.
- For best results, apply this product uniformly and avoid streaks, skips or overlaps. Walk at a steady pace to ensure even coverage. Close the spreader opening when turning to change directions or when stopping.

**CALIBRATION INSTRUCTIONS AND SPREADER SETTINGS:**

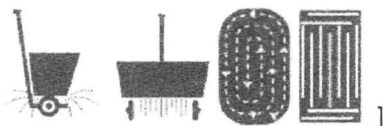
Calibrate the spreader according to the manufacturer's directions. Initial spreader settings may require adjustment to deliver the recommended rate under actual application conditions.

To provide proper distribution, calibrate spreader before application.

- For 2.0 pounds of product per 1,000 square feet of turfgrass: Check your spreader on 500 square feet and adjust to apply at the rate of 1 pound of product per 500 square feet.
- For 2.5 pounds of product per 1,000 square feet of turfgrass: Check your spreader on 400 square feet and adjust to apply at the rate of 1 pound of product per 400 square feet.
- For 3.0 pounds of product per 1,000 square feet of turfgrass: Check your spreader on 330 square feet and adjust to apply at the rate of 1 pound of product per 330 square feet.
- For 3.2 pounds of product per 1,000 square feet of turfgrass: Check your spreader on 310 square feet and adjust to apply at the rate of 1 pound of product per 310 square feet.
- For 3.4 pounds of product per 1,000 square feet of turfgrass: Check your spreader on 300 square feet and adjust to apply at the rate of 1 pound of product per 300 square feet.
- For 3.6 pounds of product per 1,000 square feet of turfgrass: Check your spreader on 275 square feet and adjust to apply at the rate of 1 pound of product per 275 square feet.
- For 3.8 pounds of product per 1,000 square feet of turfgrass: Check your spreader on 260 square feet and adjust to apply at the rate of 1 pound of product per 260 square feet.
- For 4.0 pounds of product per 1,000 square feet of turfgrass: Check your spreader on 250 square feet and adjust to apply at the rate of 1 pound of product per 250 square feet.

**[BROADCAST SPREADERS:** For best results, apply in a circular path starting on the outside and working toward the center overlapping slightly to insure complete coverage.

**DROP SPREADERS:** Apply 2 strips along each end. Then apply along length of lawn, overlapping slightly and shutting off the spreader before each turn at edge of border strips.



Spreader	Delivers ___ lbs./1,000 sq.ft.				
	2.0 lb	2.5 lb	2.8 lb	3.0 lb	3.5 lb
LESCO® Rotary calibration gauge setting #	X	X	X	X	X
Ortho® Drop (5000)	X	X	X	X	X
Ortho® Rotary (6000)	X	X	X	X	X
Precision® Red Devil® Rotary	X	X	X	X	X
Quaker® Rotary	X	X	X	X	X
Republic® EZ Drop	X	X	X	X	X
Republic® EZ Grow	X	X	X	X	X
Republic® EZ Rotary	X	X	X	X	X
Scotts® Drop (PF3)	X	X	X	X	X
Scotts® Easy Green	X	X	X	X	X
Scotts® Speedy Green	X	X	X	X	X
True Temper Rotary	X	X	X	X	X

**Advisory For Fertilizers Containing Iron:**

Keep this product off sidewalks, patios, driveways, etc. This fertilizer may stain concrete and painted surfaces. If it comes in contact with concrete surfaces, sweep off immediately before flushing with water. If concrete is wet when contact occurs, staining may be impossible to prevent. Be careful when using rotary spreaders which scatter fertilizer beyond lawn edge and onto concrete.

**Fertilizer Labeling Requirements by Association of American Plant Food Control Officials (AAPFCO):**

Information regarding the contents and levels of metals in this product is available on the Internet at <http://www.aapfco.org/metal.htm>.

Information regarding the contents and levels of metals in this product is available on the Internet at <http://www.regulatory-info-xx.com>

When applied as directed, this product meets the guidelines for metals adopted by the Association of American Plant Food Control Officials. Information regarding the contents and levels of metals in this product is available on the Internet at <http://www.aapfco.org/metals.htm>.

Each registrant shall substitute a unique alphanumeric identifier for "xx". This statement may be used only if the licensee establishes and maintains the Internet site: there is a clearly visible, direct hyperlink to a government website; and the Internet site contains no advertising or company specific information

**STORAGE AND DISPOSAL**

Do not contaminate water, food, or feed by storage and disposal.

**PESTICIDE STORAGE:** Store in original container and keep any bags containing unused product in a locked storage area inaccessible to children and domestic animals.

**PESTICIDE DISPOSAL AND CONTAINER HANDLING:** Nonrefillable container. Do not reuse or refill this container. **If empty:** Place in trash or offer for recycling if available. **If partly filled:** Call your local solid waste agency or [www.website.com](http://www.website.com) for disposal instructions. Never place unused product down any indoor or outdoor drain.

**LIMITED WARRANTY AND DISCLAIMER**

**FOR USE ONLY AS DIRECTED. THE MANUFACTURER NEITHER MAKES NOR INTENDS ANY OTHER EXPRESS OR IMPLIED WARRANTIES, INCLUDING ANY WARRANTY OF MERCHANTABILITY OR FITNESS FOR A PARTICULAR PURPOSE, WHICH ARE EXPRESSLY DISCLAIMED. TO THE EXTENT CONSISTENT WITH APPLICABLE LAW, IN NO CASE SHALL THE MANUFACTURER BE LIABLE FOR INCIDENTAL, CONSEQUENTIAL, OR SPECIAL DAMAGES RESULTING FROM THE USE OR HANDLING OF THIS PRODUCT.** If these terms are not acceptable, return this product unopened immediately to the point of purchase, and the purchase price will be refunded in full. The terms of this Limited Warranty and Disclaimer cannot be varied by any written or verbal statements or agreements at the point of sale or elsewhere.

**Alternate Warranty and Disclaimer**

**WARRANTY & DISCLAIMER:** To the extent consistent with applicable law, [company name] guarantees this fine product to the extent of the purchase price, only when used according to directions.

## **APPENDIX FOR SUBLABEL 1**

### **1. Advertising claims and marketing phrases that may be presented on promotional materials and the container labels of supplemental registrants.**

- Northern and Southern Grasses Bluegrass, Fescue, Zoysia, Bermuda, St. Augustinegrass, Bentgrass, Centipede, Bahia, Perennial Ryegrass
- Treats Northern and Southern Grasses
- Kills xx+ Weed; Types, Even the Roots..
- Kills xx+ Weeds
- Kills [Over] [More Than] XXX [Listed] Weeds [as Listed]
- Controls a Wide Spectrum of Broadleaf Weeds
- Kills broadleaf weeds in lawns
- Kills major broadleaf weeds, even the roots. And [brand name] is formulated to kill only the weeds, not the lawn. Use as directed to kill major broadleaf weeds in your lawn.
- Kills dandelion and many other broadleaf weeds.
- Use on Lawns to Kill the Toughest Weeds like Clover and dandelion.
- Tough weed killer
- Kills even the tough[est] broadleaf weeds [like clover, dandelion, oxalis]
- Kills [major] broadleaf weeds [like clover, dandelion, oxalis]
- Provides broadleaf control
- Controls '[Kills] clover, dandelion, plantain, chickweed and [other broadleaf,weeds] [others as listed]
- Clobbers clover
- Kills the root
- Kills weed roots!
- Kills more weeds
- Kills tough lawn weeds
- Consistently fast on: tough weeds like clover, plantain, ground ivy and spurge [various other weeds listed]
- Starts working on contact
- Our fastest formula ever
- [Superior][cool][all] weather performance
- Proven [all] [cool] weather performance
- For home lawn care
- For home lawns only
- For a beautiful weed-free lawn
- Helps keep lawns weed-free
- Kills the weeds, not the lawn
- Kills weeds, not lawn grasses
- Kills [down to] the root, [not the lawn]
- For use on lawns
- Targets weeds, leaves [grasses][the lawn] unharmed
- Guaranteed [Results] or Your Money Back\*
  - If you are not satisfied with this product for any reason, send your written request for a refund to the address at left, together with the original dated store receipt showing the price you paid. Please allow 6-8 weeks for processing.
- Controls Dandelion, White Clover, Plantain, Chickweed, Spurge and Many Other Listed Weeds
- Greens in 72 Hours & Promotes Thick, Green Growth [to repair summer damage]
- Fast Green-Up & Timed Release for Extended Feeding
- Quick Greening and Extended Feeding
- Pennington Coated Slow Release Technology. For a long lasting green lawn with no burning.\*
  - \*When used according to label directions
- Contains [Composite] Timed-Release (CTR) Nitrogen for Extended Feeding!
- Kills Over xxx Weed Types [as listed]
- Kills Weeds While Feeding Your Lawn

- Kills Weeds 2 Times [X] Faster!\* (\*compared to our previous formula)
- Encourages Quick Greening & Provides Extended Nitrogen Feeding up to 2 Months
- Kills xx+ Weed Types Including Roots
- Kills major broadleaf weeds including roots. And (brand name) is formulated to kill only the weeds, not the lawn. Use as directed to kill major broadleaf weeds in your lawn.
- Kills Weeds 2x Faster (compared to previous Weed & Feed)
- Our Fastest Weed Control Formula Ever! (compared to our previous Weed & Feed)
- Our Fastest Weed Killing Formula Ever! (compared to our previous Weed & Feed)
- Apply When Weeds Are [Actively] Growing
- For use on: Kentucky bluegrass, fescue spp., perennial ryegrass, common bermudagrass, bahiagrass, zoysiagrass, St. Augustinegrass, centipedegrass, hybrid bermudagrass and colonial bentgrass
- Kills Weeds Twice as Fast! (compared to previous Weed & Feed)
- Sta-Green Turf Note – Control Those Pesky Weeds
  - Many broadleaf weeds (dandelion, chickweed, henbit) germinate in the fall but are not visible in your lawn until spring. Applying (product name) in the fall can provide effective results, because smaller weeds are easier to control. If needed, you can make a follow-up application in the spring.
- Project Guide – For a thicker, greener, more beautiful lawn, follow (Product Program). It's easy to follow and can be started at anytime by simply applying the product that corresponds with the current season!
- (Product Name) is specially formulated to complement the phosphorus already present in some soils and give your turf the additional primary nutrients needed for a good turf feeding. A soil test can help you determine if your soil has an adequate supply of phosphorus and if this is the best product for your soil type. Proper watering and mowing practices along with regular feedings will help promote a beautiful green lawn.
- In Case of Emergency, Call XXX-XXX-XXXX
- Easy to Use
- Feed[s] Treats [Covers] XXXX sq.ft.
- [Company Name] Annual Feeding Program
  - Plan your feeding schedule. Choose the right product for your lawn.
    - Spring -- Fall
      - Any Season: Lawn Fertilizer, Apply any season if weeds or bugs are not a problem. [bag illustration]
      - Early Spring: Crabgrass Preventer, February - April to prevent crabgrass. [bag illustration]
      - Late Spring: Weed & Feed, April - June if you have weeds [bag illustration]
      - Summer: Lawn Fertilizer, June - August [bag illustration]
      - Fall: Weed & Feed, September - November if you have falls weeds [bag illustration]
- If for any reason you, the consumer, are not satisfied after using this product, you are entitled to get your money back. Simply send us proof of purchase and we will mail you a refund check promptly.
- Feeds up to 4 months
- Pennington Coated -- Slow Release Technology -- For a Long Lasting Green Lawn With No Burning\*  
\*When used according to label directions.
- Phosphorus Free – Helping our Water Sources
- Kills Over [XXX] [Listed] Weeds [as Listed], Including Henbit, Dollar Weed, White Clover, Plantain and Chickweed
- Encourages Early Spring Green-Up
- GUARANTEE: [company name] guarantees this fine product to the extent of the purchase price, only when used according to directions.
- A Beautiful Pennington Lawn, A good fertilization program can keep your lawn green and vigorous. Pennington has a wide selection of fertilizers to help you throughout the year.
- Pennington Lawn Starter, Recommended for use when seeding, sodding, or reseeding lawns to

enhance root development.

- Pennington Crabgrass Preventers, Use these pre-emergent products to control crabgrass and many other weeds in your lawn before they germinate. Crabgrass preventers are available with and without fertilizer.
- Pennington Weed & Feed, These post-emergent products control a wide variety of existing broadleaf weeds while they feed your desirable grass.
- Pennington Lawn Fertilizer, A high nitrogen fertilizer with iron that feeds any established lawn up to 4 months.
- Pennington Centipede & St. Augustine Weed & Feed, This fertilizer is especially formulated to control a wide variety of broadleaf weeds in Centipede and St. Augustine lawns.
- Lawn Fertilizer and Lawn Weed Killer
  - Controls many broadleaf weeds while providing long-feeding action
  - Contains iron for deep greening & micro-nutrients for a balanced blend
  - 4 month formula
  - For additional spreader information, visit pikenursery.com
- Pike Lawn Care Program: A good fertilization program can keep your lawn green and vigorous. Pike has a wide selection of fertilizers specifically formulated for the Southeast to help you throughout the year.
  - Pike Lawn Starter: Recommended for use when seeding, sodding, or reseeding lawns to enhance root development.
  - Pike Crabgrass Preventer: Use pre-emergent product to control crabgrass and many other weeds in your lawn before they germinate.
  - Pike Weed & Feed: Use post-emergent product to control a wide variety of existing broadleaf weeds while feeding desirable grass.
  - Pike Lawn Fertilizer: A high nitrogen fertilizer with iron that feeds any established lawn up to 4 months. Quick greening & long lasting.
- Feeds For 3 Months Guaranteed
- MONEY BACK GUARANTEED
- With Pennington Coated Technology
- Greens quickly, feeds for months
- †MONEY BACK GUARANTEE: If you are not completely satisfied with this product, please mail your name, address and proof of purchase (package UPC) and a brief explanation for seeking a refund.
- For A Beautiful Sta-Green Lawn: A good fertilization program can keep your lawn green and vigorous. Sta-Green has a wide selection of fertilizers to help you throughout the year.
- STA-GREEN CRABGRASS PREVENTERS: Use these pre-emergent products to control crabgrass and many other weeds in your lawn before they germinate. Crabgrass preventers are available with or without fertilizer. Use these products in early spring before weeds begin to emerge.
- STA-GREEN LAWN FERTILIZER: A high nitrogen fertilizer with iron that feeds any established lawn up to 4 months. Use this product anytime during the active growing season.
- STA-GREEN WEED & FEED: This post-emergent product controls a wide variety of existing broadleaf weeds while it feeds your desirable grass. Use weed and feeds when weeds are actively growing.
- STA-GREEN SOUTHERN WEED & FEED: This fertilizer is especially fomulated to control a wide variety of broadleaf weeds in Centipede and St. Augustine lawns. Use weed and feeds when weeds are actively growing.
- Helps strengthen lawn against heat & drought
- Helps develop a deep and dense root system [at optimal time]
- Apply Early Fall When Weeds are Actively Growing
- Beautiful Lawns Since 1924
- Works the first time or your money back! [icon]
- Apply to a wet lawn

- Use on a wet lawn
  - Why fertilize the/your lawn?
  - While it is easy to see that/a satisfying deep green/greening when you fertilize, regular feedings [can] actually do much more...
  - Promote a deep and dense root system that is better able to reach water and find nutrients during tough heat & drought, so lawn stays greener, longer and bounces back faster
  - Thicken lawn with new/additional blades of grass, making it more resistant to bare spots and thinning
  - Help prevent weeds by making it difficult for weed(s) [seeds in the air] to find soil to root, [as well as]/and crowd out existing weed(s) [seeds in the soil]
  - Feed every 8 weeks for optimal results
  - [Recommended] Next Feeding
  - [icon] Vigoro® Lawn Fertilizer [Apply anytime during the growing season]
  - [icon] Vigoro Crabgrass Preventer & Lawn Fertilizer [Apply early spring]
  - [icon] Vigoro® Weed & Feed for Bahia & Mixed Lawns [Apply anytime weeds are actively growing\* \*maximum of 2 applications per year]
  - [icon] Vigoro® Weed & Feed [Apply anytime weeds are actively growing\* \*maximum of 2 applications per year]
  - Phosphorus Free!
  - Feeds: Combine quick results and a long lasting feeding
  - Replenishes: Adding the right balance of nutrient sources helps create a healthy lawn & soil
  - Preserves: Using slowly available nutrients reduces run-off potential
  - The Nutrients PLUS® Pathway To Solutions
  - If you have questions or would like additional information regarding Clarus™ products, call us at 1-888-675-7515
  - All marks are property of Nutrients PLUS. Patents pending.
  - Information concerning the raw materials composing this product can be obtained by writing to the Guarantor listed on this label, and referring to the batch number found on this container.
- 
- [Home Depot logo] Garden Club – [note: Vigoro products are exclusively sold at Home Depot and the Garden Club Claim will only be used on Vigoro branded products]
  - Membership is free! [insert web address]
  - Determine size of area to be treated
  - Measuring/Measure your lawn
  - How to Measure Your Lawn – [ICON]
  - [Icon] Unfed Lawn v. [vs.] [Icon] Regularly fed Lawn/4 annual feedings
  - [Icon] Unfed Lawn
  - [Icon] [1] [2] [3] [4] annual feeding[s]
  - Vigoro Guarantee – [ note: To be optionally used in conjunction with the guarantee "If for any reason you, the consumer, are not satisfied after using this product, you are entitled to get your money back. Simply send us proof of purchase and we will mail you a refund check promptly."]
  - Visit us on the internet or call our customer satisfaction hotline [insert company address/phone number/website]
  - Icon – computer mouse
  - Icon – computer
  - Icon – phone
  - Distributed/Sold/Manufactured/Guaranteed by/for [insert company information]
  - Superscript used is first letter of run code on end of container

**SUBLABEL 2**  
**Institutional, ornamental, and residential sites with application by occupational users**

**EH-1414 WEED & FEED**

**NOTIFICATION**  
**MAR 16 2011**

**EPA Reg. No. 2217-884**

**ACTIVE INGREDIENT:**

2,4-D, 2-ethylhexyl ester .....	1.108%
Mecoprop-p acid .....	0.167%
Dicamba acid .....	0.071%
<b>OTHER INGREDIENTS:</b> .....	<b>98.654%</b>
<b>TOTAL</b> .....	<b>100.000%</b>

**THIS PRODUCT CONTAINS:**

- 14.70 lb 2,4-dichlorophenoxyacetic acid equivalent per ton or 0.735%. CAS 1928-43-4.
- 3.34 lb (+)-(R)-2-(2-methyl-4-chlorophenoxy)propionic acid equivalent per ton or 0.167%. CAS 16484-77-8.
- 1.42 lb 3,6-dichloro-o-anisic acid equivalent per ton or 0.071%. CAS 1918-00-9

Isomer Specific by AOAC Methods

TRIMEC® is a registered trademark of PBI/Gordon Corporation.

<b>GUARANTEED ANALYSIS XX-X-X</b>	
Total Nitrogen (N) .....	XX%
x.x% ammoniacal nitrogen	
x.x% urea nitrogen*	
Available Phosphate (P2O5) .....	X%
Soluble Potash (K2O) .....	X%
Sulfur (S) .....	X%
x.x% free sulfur (S)	

Derived from: polymer-coated sulfur-coated urea, urea, ammonium phosphate, potassium chloride.  
 \*A portion of the urea has been coated to provide x.x% coated slow-release nitrogen.  
 This product and/or its manufacture is covered by one or more of the following U.S. patents and international counterparts thereof: US Patent Numbers: xxxxxx

Note: Fertilizer grades with nutrient contents expressed as the percentages of N, P2O5 and K2O may include the following: 23-3-7 or x-x-x. The fertilizer grade analyses may contain macronutrients and micronutrients. The nutrient contents expressed will vary among states, and the analyses will differ between supplemental registrations.

**KEEP OUT OF REACH OF CHILDREN**

**CAUTION**

**STOP! READ THE ENTIRE LABEL FIRST. OBSERVE ALL PRECAUTIONS AND FOLLOW DIRECTIONS CAREFULLY.**



**PRECAUTIONARY STATEMENTS**

**Hazards to Humans and Domestic Animals**

**CAUTION:** Causes moderate eye irritation. Avoid contact with eyes or clothing. Wash thoroughly with soap and water after handling and before eating, drinking, chewing gum, using tobacco or using the toilet.

**Personal Protective Equipment (PPE)**

Some materials that are chemical-resistant to this product are natural rubber. If you want more options, follow the instructions for category A on an EPA chemical-resistance category selection chart.

All loaders, applicators, and other handlers must wear:

- long-sleeved shirt and long pants,
- shoes plus socks.
- chemical-resistant gloves

**User Safety Requirements**

Follow manufacturer's instructions for cleaning/maintaining PPE. If no such instructions for washables exist, use detergent and hot water. Keep and wash PPE separately from other laundry. Discard clothing and other absorbent material that have been drenched or heavily contaminated with the product's concentrate. Do not reuse them.

<b>User Safety Recommendations</b>	
<ul style="list-style-type: none"> <li>• Users should wash hands before eating, drinking, chewing gum, using tobacco, or using the toilet.</li> <li>• Users should remove clothing/PPE immediately if pesticide gets inside. Then wash thoroughly and put on clean clothing. If pesticide gets on skin, wash immediately with soap and water.</li> <li>• Users should remove PPE immediately after handling this product. Wash the outside of gloves before removing. As soon as possible, wash thoroughly and change into clean clothing.</li> </ul>	

<b>First Aid</b>	
<b>If in eyes:</b>	<ul style="list-style-type: none"> <li>• Hold eye open and rinse slowly and gently with water for 15 - 20 minutes. Remove contact lenses, if present, after the first 5 minutes, then continue rinsing eye.</li> <li>• Call a poison control center or doctor for treatment advice.</li> </ul>
Have the product container or label with you when calling a poison control center or doctor or going for treatment. You may also contact 1-877-800-5556 for emergency medical treatment information.	

**Environmental Hazards**

This pesticide may be toxic to fish and aquatic invertebrates and may adversely affect non-target plants. Do not apply directly to water, to areas where surface water is present, or to intertidal areas below the mean high water mark. Drift and runoff may be hazardous to aquatic organisms in water adjacent to treated areas. Do not contaminate water when disposing of equipment wash waters or rinsate.

This chemical has properties and characteristics associated with chemicals detected in groundwater. The use of this chemical in areas where soils are permeable, particularly where the water table is shallow, may result in groundwater contamination. Application around a cistern or well may result in contamination of drinking water or groundwater.

**DIRECTIONS FOR USE**

It is a violation of Federal law to use this product in a manner inconsistent with its labeling.

**PRECAUTIONS AND RESTRICTIONS:**

- Do not enter or allow people (or pets) to enter the treated area until dusts have settled. Do not apply this product in a way that will contact workers or other persons, either directly or through drift. Only protected handlers may be in the area during application.
- Not for use on turf being grown for sale or other commercial use as sod, or for commercial seed production, or for research purposes.

**WHERE TO USE:**

EH-1414 Weed & Feed is a Trimec® herbicide containing fertilizer, 2,4-D, mecoprop-p, and dicamba. This granular weed and feed provides plant nutrients and controls a broad spectrum of broadleaf weeds in turfgrass. Supplemental nitrogen, phosphorus, and potash should be applied according to soil tests or State Extension Service recommendations.

EH-1414 Weed & Feed is intended to be applied by commercial applicators, noncommercial users, lawn care operators, and landscape personnel. Cool season and warm season grasses established in institutional, ornamental, and residential sites may be treated.

Institutional sites are defined as turf areas around properties or facilities providing a service to public or private organizations including but not limited to hospitals, nursing homes, schools, museums, libraries, sport facilities (including golf courses), and office buildings. Ornamental sites include turfgrass established around residences, parks, streets, retail outlets, cemeteries, and institutional buildings. Finally, residential sites are defined as areas associated with the household or home life including, but not limited to apartment complexes, condominiums, and patient care areas of nursing homes, mental institutions, hospitals, or convalescent homes.

EH-1414 Weed & Feed may be applied to newly seeded cool season turfgrass. Applications are recommended only after the third mowing or after the grass seedlings have tillered and have developed an adequate secondary root system.

EH-1414 Weed & Feed may be applied to newly established warm season turfgrass. Treatments should be delayed until 3 to 4 weeks after the sodding, sprigging, or plugging operations, and low application rates (1/2 of the recommendation for established turfgrass) are suggested.

A uniform broadcast distribution of product on the treated area is essential. Do not exceed the specified application rate for any area and use care in the application of this product within the dripline of, or over surface roots of trees, shrubs, and other ornamentals.

Do not use this product on dichondra, carpetgrass, creeping bentgrass, 'Floritam' St. Augustinegrass, or turf containing desirable clovers.

**HOW MUCH TO APPLY:**

**For Kentucky bluegrass, fescue spp., perennial ryegrass, common bermudagrass, bahiagrass, and zoysiagrass:** Apply 109 to 174 pounds of EH-1414 Weed & Feed per acre of established turfgrass. Or the equivalent application rates are 2.5 to 4.0 pounds of product per 1,000 square feet of turfgrass.

**For St. Augustinegrass (not 'Floritam), centipedegrass, hybrid bermudagrass and colonial bentgrass:** Apply 87 to 130 pounds of EH-1414 Weed & Feed per acre of established turfgrass. Or the equivalent application rates are 2.0 to 3.0 pounds of product per 1,000 square feet of turfgrass.

Generally, the lower application rates within the specified range will provide satisfactory control of annual broadleaf weed species. The higher application rates within the specified range will be required for dense infestations of perennial weeds, for extreme environmental conditions, or for weeds beyond the appropriate growth stages.

Limitations on broadcast applications to ornamental turfgrass.				
Use Site	Maximum Rate per Application	Maximum Number of Applications per Year	Minimum Interval Between Applications	Maximum seasonal rate
Ornamental turfgrass	174 pounds/A (1.28 lb 2,4-D ae/A) (0.29 lb MCP-p ae/A) (0.12 lb dicamba ae/A)	2	30 Days	348 pounds/A (2.56 lb 2,4-D ae/A) (0.58 lb MCP-p ae/A) (0.25 lb dicamba ae/A)
ae = Acid Equivalent. Do not exceed the maximum seasonal rate of 348 pounds (2.56 lb 2,4-D ae), 0.58 lb MCP-p ae and 0.25 lb dicamba ae) per acre per season.				

Sequential or follow-up applications may be required for dense infestations of perennial and biennial weeds. Also, adverse environmental conditions prior or after application may reduce the effectiveness. If required, the treatment interval between the first and second applications should be approximately 30 days.

Drop spreaders, rotary spreaders, and other granular equipment should be calibrated for accurate and uniform applications of this product. Calibrate the equipment by applying the product over a measured or known area and adjust the equipment according to the recommendations of the equipment manufacturer. Refer to the rate table for the appropriate bag sizes and the area to be treated.

Typically a lawn utilizes [xx] pounds of nitrogen per 1,000 sq.ft. per growing season. When applied as directed, this product provides [yy] pounds of nitrogen per 1,000 sq.ft. Contact your local Extension Service for information specific to your geographic region.

**APPLICATION DIRECTIONS:**

1. Spring and fall applications are recommended for the best control. However, EH-1414 Weed & Feed can be applied any time broadleaf weeds are present and actively growing.
2. Mow the turfgrass 1 to 2 days before application.
3. Water the turfgrass thoroughly (> 1/2 inch) at least 1 to 2 days before application.
4. Schedule applications in the morning when dew is present. Or, sprinkle or irrigate lightly (<1/4 inch) before application to provide maximum control.
5. Rainfall or irrigation within 24 hours after application may reduce the effectiveness. Do not irrigate or water the turfgrass within 24 hours after application.

**CALIBRATION INSTRUCTIONS:**

To provide proper distribution, calibrate spreader before application.

- For 2.0 pounds of product per 1,000 square feet of turfgrass: Check your spreader on 500 square feet and adjust to apply at the rate of 1 pound of product per 500 square feet.
- For 2.5 pounds of product per 1,000 square feet of turfgrass: Check your spreader on 400 square feet and adjust to apply at the rate of 1 pound of product per 400 square feet.
- For 3.0 pounds of product per 1,000 square feet of turfgrass: Check your spreader on 333 square feet and adjust to apply at the rate of 1 pound of product per 333 square feet.
- For 3.2 pounds of product per 1,000 square feet of turfgrass: Check your spreader on 310 square feet and adjust to apply at the rate of 1 pound of product per 310 square feet.
- For 3.4 pounds of product per 1,000 square feet of turfgrass: Check your spreader on 300 square feet and adjust to apply at the rate of 1 pound of product per 300 square feet.
- For 3.6 pounds of product per 1,000 square feet of turfgrass: Check your spreader on 275 square feet and adjust to apply at the rate of 1 pound of product per 275 square feet.
- For 3.8 pounds of product per 1,000 square feet of turfgrass: Check your spreader on 260 square feet and adjust to apply at the rate of 1 pound of product per 260 square feet.
- For 4.0 pounds of product per 1,000 square feet of turfgrass: Check your spreader on 250 square feet and adjust to apply at the rate of 1 pound of product per 250 square feet.

Spreader	Delivers ___ lb/1,000 sq.ft.							
	2.0 lb	2.5 lb	3.0 lb	3.2 lb	3.4 lb	3.6 lb	3.8 lb	4.0 lb
LESCO® Rotary calibration gauge setting #	X	X	X	X	X	X	X	X
Ortho® Drop (5000)	X	X	X	X	X	X	X	X
Ortho® Rotary (6000)	X	X	X	X	X	X	X	X
Precision® Red Devil® Rotary	X	X	X	X	X	X	X	X
Quaker® Rotary	X	X	X	X	X	X	X	X
Republic® EZ Drop	X	X	X	X	X	X	X	X
Republic® EZ Grow	X	X	X	X	X	X	X	X
Republic® EZ Rotary	X	X	X	X	X	X	X	X
Scotts® Drop (PF3)	X	X	X	X	X	X	X	X
Scotts® Easy Green	X	X	X	X	X	X	X	X
Scotts® Speedy Green	X	X	X	X	X	X	X	X
True Temper Rotary	X	X	X	X	X	X	X	X

[Note to Supplemental Registrants: Select the appropriate bag size and present only the information provided for that bag size on your product labeling. Also, equipment settings of drop spreaders, rotary spreaders, and other granular applicators may be presented on the container labels.]

Bag Size, Lbs.	Application Rate, Lbs./1,000 Sq.Ft..	Treated Area for This Bag Size, Sq.Ft.	Bag Size, Lbs.	Application Rate, Lbs./1,000 Sq.Ft..	Treated Area for This Bag Size, Sq.Ft.
15	2.0	7,500	28	2.0	14,000
	2.5	6,000		2.5	11,200
	3.0	5,000		3.0	9,300
	3.2	4,700		3.2	8,800
	3.4	4,400		3.4	8,200
	3.6	4,200		3.6	7,800
	4.0	3,750		4.0	7,000
16	2.0	8,000	36	2.0	18,000
	2.5	6,400		2.5	14,400
	3.0	5,300		3.0	12,000
	3.2	5,000		3.2	11,300
	3.4	4,700		3.4	10,500
	3.6	4,400		3.6	10,000
	4.0	4,000		4.0	9,000
17	2.0	8,500	37	2.0	18,500
	2.5	6,800		2.5	14,800
	3.0	5,700		3.0	12,300
	3.2	5,300		3.2	11,600
	3.4	5,000		3.4	10,900
	3.6	4,700		3.6	10,300
	4.0	4,250		4.0	9,250
18	2.0	9,000	39	2.0	19,500
	2.5	7,200		2.5	15,600
	3.0	6,000		3.0	13,000
	3.2	5,600		3.2	12,200
	3.4	5,300		3.4	11,500
	3.6	5,000		3.6	10,800
	4.0	4,500		4.0	9,750

Bag Size, Lbs.	Application Rate, Lbs./1,000 Sq.Ft.	Treated Area for This Bag Size, Sq.Ft.	Bag Size, Lbs.	Application Rate, Lbs./1,000 Sq.Ft.	Treated Area for This Bag Size, Sq.Ft.
20	2.0	10,000	40	2.0	20,000
	2.5	8,000		2.5	16,000
	3.0	6,700		3.0	13,300
	3.2	6,400		3.2	12,500
	3.4	5,800		3.4	11,800
	3.6	5,700		3.6	11,100
24	4.0	5,000	42	4.0	10,000
	2.0	12,000		2.0	21,000
	2.5	9,600		2.5	16,800
	3.0	8,000		3.0	14,000
	3.2	7,500		3.2	13,100
	3.4	7,100		3.4	12,400
25	3.6	6,700	45	3.6	11,700
	4.0	6,000		4.0	10,500
	2.0	12,500		2.0	22,500
	2.5	10,000		2.5	18,000
	3.0	8,300		3.0	15,000
	3.2	7,800		3.2	14,100
26	3.4	7,400	50	3.4	13,200
	3.6	6,900		3.6	12,500
	4.0	6,250		4.0	11,300
	2.0	13,000		2.0	25,000
	2.5	8,000		2.5	20,000
	3.0	8,700		3.0	16,700
	3.2	8,100		3.2	15,600
	3.4	7,600		3.4	14,700
	3.6	7,200		3.6	13,900
	4.0	6,500		4.0	12,500

**DISTRIBUTION AND SPREADER PATTERNS:**

Always apply with a rotary or drop type spreader to distribute the granules evenly. Never apply by hand.

**Coverage** - To determine how much you need to apply, multiply the length of your lawn by its width. This equals your total square footage. Deduct all non-lawn areas (house, gardens, etc.). One yy pound bag covers up to XXXX square feet.

**IMPORTANT:** It is important to follow directions as indicated on this quality lawn care product as over-application may cause injury to your lawn. Spreader settings are approximate. Differences may occur due to condition of spreader, speed at which applied and roughness of area treated. Be sure to check spreader before beginning, adjusting if necessary. Consult Owner's Manual. Never apply by hand.

**SINGLE PASS DISTRIBUTION:**

- For rotary spreaders: Operate at intervals corresponding to the swath width.
- For drop spreaders: Overlap the wheel tracks to ensure complete coverage.
- For best results, apply this product uniformly and avoid streaks, skips or overlaps. Walk at a steady pace to ensure even coverage. Close the spreader opening when turning to change directions or when stopping.

**Advisory for Fertilizers Containing Iron:**  
 Keep this product off sidewalks, patios, driveways, etc. This fertilizer may stain concrete and painted surfaces. If it comes in contact with concrete surfaces, sweep off immediately before flushing with water. If concrete is wet when contact occurs, staining may be impossible to prevent. Be careful when using rotary spreaders which scatter fertilizer beyond lawn edge and onto concrete.

**Fertilizer Labeling Requirements by Association of American Plant Food Control Officials (AAPFCO):**

- Information regarding the contents and levels of metals in this product is available on the Internet at <http://www.aapfco.org/metal.htm>.
- Information regarding the contents and levels of metals in this product is available on the Internet at <http://www.regulatory-info-xx.com>  
 Each registrant shall substitute a unique alphanumeric identifier for "xx". This statement may be used only if the licensee establishes and maintains the Internet site: there is a clearly visible, direct hyperlink to a government website; and the Internet site contains no advertising or company specific information
- Typically a lawn will utilize 1 to 4 pounds of nitrogen per 1,000 square feet per growing season. When used as directed this product will supplement your regular fertilizer program by providing \_\_\_ pounds of nitrogen per 1,000 square feet. Consult your local Extension office for questions regarding a fertilizer program suitable to your geographical region.

**USE PRECAUTIONS:**

- Do not use this product on dichondra, carpetgrass, creeping bentgrass, 'Floritam' St. Augustinegrass, or turf containing desirable clovers.
- Do not apply this product to newly seeded grasses until well-established or after the third mowing.
- Do not use this product on flowers, vegetables, groundcovers, gardens or landscape plantings including shrubs and trees. Do not exceed specified dosage for any area.
- This product will not prevent weed seeds from producing new plants.
- Reseeding or overseeding treated areas may occur three (3) weeks after application of this product.
- Do not use this product on or near desirable plants and avoid spreading granules onto exposed root systems or adventitious shoots (rhizomes) within the drip line of the roots of desirable trees and shrubs, since injury may result.

**STORAGE & DISPOSAL**

Do not contaminate water, food, or feed by storage and disposal.

**PESTICIDE STORAGE:** Store in original container and keep any bags containing unused product in a locked storage area inaccessible to children and domestic animals.

**PESTICIDE DISPOSAL:** Pesticide wastes are toxic. Improper disposal of excess pesticide, spray mixture, or rinsate is a violation of Federal law. If these wastes cannot be disposed of by use according to label instructions, contact your State Pesticide or Environmental Control Agency, or the Hazardous Waste representative at the nearest EPA Regional Office for guidance.

**CONTAINER HANDLING:** Nonrefillable container: Do not reuse or refill this container. Completely empty bag into application equipment. Then offer for recycling if available or dispose of empty bag in a sanitary landfill, or by incineration or, if allowed by state and local authorities, by burning. If burned, stay out of smoke.

**LIMITED WARRANTY AND DISCLAIMER**

**FOR USE ONLY AS DIRECTED. THE MANUFACTURER NEITHER MAKES NOR INTENDS ANY OTHER EXPRESS OR IMPLIED WARRANTIES, INCLUDING ANY WARRANTY OF MERCHANTABILITY OR FITNESS FOR A PARTICULAR PURPOSE, WHICH ARE EXPRESSLY DISCLAIMED. TO THE EXTENT CONSISTENT WITH APPLICABLE LAW, IN NO CASE SHALL THE MANUFACTURER BE LIABLE FOR INCIDENTAL, CONSEQUENTIAL, OR SPECIAL DAMAGES RESULTING FROM THE USE OR HANDLING OF THIS PRODUCT.** If these terms are not acceptable, return this product unopened immediately to the point of purchase, and the purchase price will be

refunded in full. The terms of this Limited Warranty and Disclaimer cannot be varied by any written or verbal statements or agreements at the point of sale or elsewhere.

## APPENDIX FOR ALL SUBLABELS

### 1. Statements which may appear on different label components depending on packaging configuration.

- See next panel for additional Precautionary Statements and First Aid
- Net Weight \_\_\_\_\_
- EPA Est. No. \_\_\_\_\_

### 2. Advertising claims and marketing phrases that may be presented on promotional materials and the container labels of supplemental registrants.

[Controls][Kills][253][more than ###] weeds! (List of weeds may include the following):

Amaranth, purple	Cupid shaving Brush	Mustard, ball	Speedwell, common
Amaranth, slender	Cudweed	Mustard, black	Speedwell, corn
Aster, heath	Daisy, English	Mustard, blue	Speedwell, ivyleaf
Aster, white heath	Daisy, oxeye	Mustard, hedge	Speedwell, persian
Aster, purple	Dandelion, common	Mustard, Indian,	Speedwell, purslane
Aster, white prairie	Dandelion, false	Mustard, tansy	Speedwell, slender
Artichoke	Day flower	Mustard, tumble	Speedwell, snow
Austrian fieldcress	Deadnettle	Mustard, white	Speedwell, thymeleaf
Bedstraw, Catchweed	Dichondra	Mustard, wormseed	Spiny amaranth
Bedstraw, smooth	Dock, broadleaf	Nettle, stinging (burning)	Spurge, spotted
Bedstraw, Northern	Dock, curly	Nettle, tall	Spurge, prostrate
Bedstraw, pineywoods	Dogbane	Nettle, wood	Spurweed
Beggarticks, hairy	Dogfennel	Parsley-piert	Star of Bethlehem
Betony, Florida	Dollarweed	Parsnip	Strawberry, India mock
Bindweed, Field	(Pennywort)	Pearlwort	Tansy ragwort
Bindweed, Hedge	Dove weed	Pennycress (frenchweed)	Tanweed
Bitter Wintercress	Elderberry	Pepperweed, perennial	Thistle, blessed
Bittercress, hairy	Falseflax	Pepperweed, virginia	Thistle, bull
Bitterweed	False sunflower	(Peppergrass)	Thistle, canada
Black-eyed Susan	Fiddleneck	Pigweed, prostate	Thistle, flodman (prairie)
Black Medic	Filaree, redstem	Pigweed, redroot	Thistle, musk
Blood flower milkweed	Filaree, whitestem	Pigweed, russian	Thistle, platte
Blue lettuce	Fleabane, daisy	Pigweed, smooth	Thistle, plumeless
Brassbuttons	(annual)	Pigweed, tumble	Thistle, russian
Bristly oxtongue	Fleabane, rough	Pineapple weed	Thistle, scotch
Broomweed	Galinsoga, hairy	Plains coreopsis (tickseed)	Thistle, wavyleaf
Buckhorn	Galinsoga, smallflower	Plantain, blackseed	Thistle, yellow (horrible)
Bullnettle	Goldenrod	Plantain, bracted	Trailing crownvetch
Burclover	Ground ivy	Plantain, broadleaf	Velvetleaf
Burdock	Groundsel	Plantain, buckhorn	Vervain, blue
Burweed, lawn (spurweed)	Gumweed	Plantain, hoary	Vervain, hoary
Buttercup, bulbous	Hairy fleabane	Plantain, narrowleaf	Vervain, prostrate
Buttercup, creeping	Hawkweed, meadow	Plantain, slender	Vervain, tall
Buttonweed, common	Hawkweed, mouseear	Plantain, woolly	Vetch, bird
(poorjoe)	Hawkweed, orange	Poison ivy	Vetch, hairy
Buttonweed, virginia	Hawkweed, yellow	Poison oak	Vetch, milk
Carolina geranium (wild)	Healall	Pokeweed	Vetch, narrowleaf
Carpetweed	Heartleaf drymary	Prairie Sunflower	Vetch, wild
Catnip	Hemp	Prickly lettuce (compass plant)	Virginia creeper
Catsear, spotted (false	Henbit	Prickly sida	Western clematis
dandelion)	Hoary cress	Prostrate knotweed	Western salsify
Chamber bitter	Horsenettle	Puncturevine	Wild aster
Chickweed, common	Horseweed	Purslane, common	Wild buckweat

Chickweed, mouseear	Jimsonweed	Pusley, brazil	Wild carrot
Chickweed, sticky	Johnny-Jumpup violet	Pusley, florida	Wild four-o'clock
Chicory	Knawel	Pusley, large flower	Wild garlic
Cinquefoil	Knotweed, prostrate	Ragweed, bur	Wild lettuce
Clover, crimson	Kochia	Ragweed, common	Wild marigold
Clover, alyce	Lambsquarters	Ragweed, lanceleaf	Wild mustard (yellow rocket)
Clover, hop	Lespedeza	Ragweed, western	Wild onion
Clover, rabbit foot	Mallow, alkali	Redstem filaree	Wild parsnip
Clover, red	Mallow, bristly	Rough cinquefoil	Wild radish
Clover, strawberry	Mallow, common	Scarlet pimpernel	Wild rape
Clover, yellow sweet	Mallow, dwarf	Shepardspurse	Wild strawberry
Clover, white sweet	Mallow, venice	Smartweed, ladysthumb	Wild sweet potato
Clover, white	Marcela	Smartweed, pale	Wild violet
Cockle	Matchweed	Smartweed, pennsylvania	Woodsorrel, creeping
Cocklebur	Mexicanweed	Smooth chaff-flower	Woodsorrel, violet
Cocklebur, oriental	Moneywort	Smoothdock	Woodsorrel, yellow (Oxalis)
Cocklebur, spiny	Morningglory, bigroot	Sorrel, red (sheep)	Woolly croton
Common mullein	Morningglory, ivyleaf	Sowthistle, annual	Wormseed
Corn Spurry	Morningglory, mexican	Sowthistle, spiny	Yarrow, common
Creeping Beggarweed	Morningglory, red	Spanish needles	Yarrow, western
Creeping Jenny (creeping charlie)	Morningglory, tall	Speedwell, bi-lobed	Yarrow, yellow
	Morningglory, wolly		
	Mugwort		

## DOCUMENT CONTROL INFORMATION

1. **Unique Label Identifier:** 002217-00884.20100803.notif-accepted-clean.doc

2. **Reason for Issue:** ad claims