

2217-852

12-27-2010

1
19



UNITED STATES ENVIRONMENTAL PROTECTION AGENCY
WASHINGTON, D.C. 20460

DEC 27 2010

OFFICE OF CHEMICAL SAFETY
AND POLLUTION PREVENTION

PBI/Gordon Corporation
James L. Kunstman, Ph.D.
1217 West 12th Street
P.O. Box 014090
Kansas City, MO 64101-0090

Subject: Label Notification for additional brand name and marketing claims
EH-1344 Herbicide
EPA Reg. No. 2217-852
Application Dated: October 15, 2010

Dear Dr. Kunstman,

The Agency is in receipt of your Application for Pesticide Notification under Pesticide Registration Notice (PRN) 98-10 for EH-1346 Herbicide (EPA Reg. No. 2217-852) dated October 15, 2010. The Registration Division (RD) has conducted a review of this request for its applicability under PRN 98-0 and finds that the action requested falls within the scope of PRN 98-10. The label submitted with the application has been stamped "Notification" and will be placed in our records.

If you have any questions, please call me directly at 703 305 5697.

Sincerely,

A handwritten signature in black ink, appearing to read "Jim Tompkins".

Jim Tompkins, Product Manager 25
Herbicide Branch
Registration Division (7505P)
Office of Pesticide Programs



United States
Environmental Protection Agency
Washington, DC 20460

<input type="checkbox"/> Registration
<input type="checkbox"/> Amendment
<input checked="" type="checkbox"/> Other

OPP Identifier Number

Application for Pesticide - Section I

1. Company/Product Number 2217-852	2. EPA Product Manager James A. Tompkins	3. Proposed Classification <input checked="" type="checkbox"/> None <input type="checkbox"/> Restricted
4. Company/Product (Name) EH-1346 Herbicide	PM# Product Manager—Team 25	
5. Name and Address of Applicant (Include ZIP Code) PBI/Gordon Corporation Post Office Box 014090 Kansas City, Missouri 64101 <input type="checkbox"/> Check if this is a new address	6. Expedited Review. In accordance with FIFRA Section 3(c)(3)(b)(i), my product is similar or identical in composition and labeling to: EPA Reg. No. _____ Product Name _____	

Section - II

<input type="checkbox"/> Amendment - Explain below.	<input type="checkbox"/> Final printed labels in response to Agency letter dated _____
<input type="checkbox"/> Resubmission in response to Agency letter dated _____	<input type="checkbox"/> "Me Too" Application.
<input checked="" type="checkbox"/> Notification - Explain below.	<input type="checkbox"/> Other - Explain below.

Explanation: Use additional page(s) if necessary. (For section I and Section II.)

NOTIFICATION per Pesticide Registration Notice (PRN) 98-10:

- We request the **Additional Brand Name** *Gordon's Stump Killer Ready-To-Use* for this product registration.
- We propose to add five **marketing claims**. These are presented as highlighted text in the Appendix, (p.16).

We are submitting one annotated (highlighted) copy and one clean copy of the draft labeling for your review.

This notification is consistent with the provisions of PR Notice 98-10 and EPA regulations at 40 CFR 152.46, and no other changes have been made to the labeling or Confidential Statement of Formula of this product. I understand that it is a violation of 18 U.S.C Sec. 1001 to willfully make any false statement to the EPA. I further understand that if this notification is not consistent with the terms of PR Notice 98-10 and 40 CFR 152.46, this product may be in violation of FIFRA and I may be subject to enforcement action and penalties under Section 12 and 14 of FIFRA.

Section - III

1. Material This Product Will Be Packaged In:				2. Type of Container	
Child-Resistant Packaging <input type="checkbox"/> Yes* <input checked="" type="checkbox"/> No	Unit Packaging <input type="checkbox"/> Yes <input checked="" type="checkbox"/> No	Water Soluble Packaging <input type="checkbox"/> Yes <input checked="" type="checkbox"/> No	If "Yes" Unit Packaging wgt. No. per container		<input type="checkbox"/> Metal <input checked="" type="checkbox"/> Plastic <input type="checkbox"/> Glass <input type="checkbox"/> Paper <input type="checkbox"/> Other (Specify)
* Certification must be submitted		If "Yes" Package wgt. No. per container			
3. Location of Net Contents Information <input checked="" type="checkbox"/> Label <input type="checkbox"/> Container		4. Size(s) Retail Container 1 pint, 1 quart, 40 fl. oz., 1/2, 1, 2.5, 30 or 55 gallon		5. Location of Label Directions <input checked="" type="checkbox"/> On Label <input checked="" type="checkbox"/> On Labeling accompanying product	
6. Manner in Which Label is Affixed to Product <input checked="" type="checkbox"/> Lithograph <input type="checkbox"/> Other _____ <input checked="" type="checkbox"/> Paper glued <input type="checkbox"/> Stenciled					

Section - IV

1. Contact Point (Complete items directly below for identification of individual to be contacted, if necessary, to process this application.)		
Name James L. Kunstman, Ph.D.	Title Director of Regulatory Services	Telephone No. (Include Area Code) 816-460-6292
Certification I certify that the statements I have made on this form and all attachments thereto are true, accurate and complete. I acknowledge that any knowingly false or misleading statement may be punishable by fine or imprisonment or both under applicable law.		6. Date Application Received (Stamped)
2. Signature 	3. Title Director of Regulatory Services	
4. Name James L. Kunstman, Ph.D.	5. Date October 15, 2010	


Certification with Respect to Label Integrity

version: 9/11/02

I certify that the information (including, but not limited to, text, tables, and graphics) contained in the electronic file identified below by file name and submitted with this certification is the same information as that on the paper copies of these documents included with this submission.

PROPOSED LABEL		
EPA Registration #	Date Submitted to EPA	Electronic file name
2217-852	10/15/2010	002217-00852.20101015. notif-proposed-highhighlighted 002217-00852.20101015. notif-proposed-clean

I certify that the statements that I have made on this form are true, accurate, and complete. I acknowledge that any knowingly false or misleading statements may be punishable by fine or imprisonment or both under applicable law.



Signature

10/15/2010

Date

James L. Kunstman, Ph.D.

Name (typed)

Director, Regulatory Services

Title



4
19

OFFICIAL NAME: **EH-1394 HERBICIDE**

Alternate Brand Names:
Pronto® Farm & Ranch Weed & Grass Killer Concentrate
Gordon's Stump Killer Ready-To-Use

ACTIVE INGREDIENT:

Glyphosate (N-(phosphonomethyl)glycine) in the form of its isopropylamine salt 32.3%

INERT INGREDIENTS: 67.7%

TOTAL 100.0%

THIS PRODUCT CONTAINS:

3 lbs. per U.S. gallon of the active ingredient glyphosate in the form of its isopropylamine salt.

KEEP OUT OF REACH OF CHILDREN

CAUTION

See back (side) panels for additional Precautionary Statements, First Aid, and Use Directions..

NET CONTENTS: 1 Pint, 1 Quart, 40 fl. oz., 1/2, 1, 2 1/2, 30 or 55 U.S. GALLONS


955/AP101510
EPA REG. NO. 2217-852
EPA EST NO 2217-KS-1
MANUFACTURED BY:



Telephone: 800-821-7925

NOTIFICATION

DEC 27 2010





READ THE ENTIRE LABEL FIRST. OBSERVE ALL PRECAUTIONS AND FOLLOW DIRECTIONS CAREFULLY.

5/19

PRECAUTIONARY STATEMENTS

Hazards to Humans and Domestic Animals

CAUTION: Causes moderate eye irritation. Harmful if absorbed through the skin. Harmful if swallowed. Avoid contact with skin, eyes or clothing. Wash thoroughly with soap and water after handling.

Personal Protective Equipment (PPE):

Some materials that are chemical resistant to this product are listed below. If you want more options, follow instructions for Category A on an EPA chemical resistant category selection. Applicators and other handlers must wear: long-sleeved shirt and long pants, chemical resistant gloves Category A, such as butyl rubber, natural rubber, neoprene rubber, or nitrile rubber \geq 14 mils, and shoes plus socks.

Engineering Control Statements:


When handlers use enclosed cabs or aircraft in a manner that meets the requirements listed in the Worker Protection Standard (WPS) for agricultural pesticides [40 CFR 170.240(d)(4-6)], the handler PPE requirements may be reduced or modified as specified in the WPS.

User Safety Recommendations:	
◆	Users should wash hands before eating, drinking, chewing gum, using tobacco or using the toilet.
◆	Users should remove clothing immediately if pesticide gets inside. Then wash thoroughly and put on clean clothing.
◆	Users should remove PPE immediately after handling this product. Wash the outside of gloves before removing. As soon as possible, wash thoroughly and change into clean clothing.

First Aid Statements	
If swallowed:	<ul style="list-style-type: none"> • Call a poison control center or doctor immediately for treatment advice. • Have person sip a glass of water if able to swallow. • Do not induce vomiting unless told to do so by the poison control center or doctor. • Do not give anything by mouth to an unconscious person.
If on skin or clothing:	<ul style="list-style-type: none"> • Take off contaminated clothing. • Rinse skin immediately with plenty of water for 15 - 20 minutes. • Call a poison control center or doctor for treatment advice.
If inhaled:	<ul style="list-style-type: none"> • Move person to fresh air. • If person is not breathing, call 911 or an ambulance, then give artificial respiration, preferably mouth-to-mouth if possible. • Call a poison control center or doctor for treatment advice.
If in eyes:	<ul style="list-style-type: none"> • Hold eye open and rinse slowly and gently with water for 15 - 20 minutes. Remove contact lenses, if present, after the first 5 minutes, then continue rinsing eye. • Call a poison control center or doctor for treatment advice.
Have the product container or label with you when calling a poison control center or doctor or going for treatment.	

DOMESTIC ANIMALS:

This product is considered to be relatively nontoxic to dogs and other domestic animals; however, ingestion of this product or large amounts of freshly sprayed vegetation may result in temporary gastrointestinal irritation (vomiting, diarrhea, colic, etc.) If such symptoms are observed, provide the animal with plenty of fluids to prevent dehydration. Call a veterinarian if symptoms persist for more than 24 hours.



ENVIRONMENTAL HAZARDS:

Do not contaminate water when disposing of equipment washwaters and rinsate. Do not apply directly to water, to areas where surface water is present or to intertidal areas below the mean high water mark. Do not contaminate water when disposing of equipment washwaters and rinsate.

PHYSICAL OR CHEMICAL HAZARDS:

Combustible. Do not use or store near heat or open flame.

Spray solutions of this product should be mixed, stored and applied using only stainless steel, aluminum, fiberglass, plastic or plastic-lined steel containers.

DO NOT MIX, STORE OR APPLY THIS PRODUCT OR SPRAY SOLUTIONS OF THIS PRODUCT IN GALVANIZED STEEL OR UNLINED STEEL (EXCEPT STAINLESS STEEL) CONTAINERS OR SPRAY TANKS. This product or spray solutions of this product react with such containers and tanks to produce hydrogen gas which may form a highly combustible gas mixture. This gas mixture could flash or explode causing serious personal injury, if ignited by open flame, spark, welder's torch, lighted cigarette or other ignition source.

DIRECTIONS FOR USE

It is a violation of Federal law to use this product in a manner inconsistent with its labeling.

Do not apply this product in a way that will contact workers or other persons, either directly or through drift. Only protected handlers may be in the area during application.

For any requirements specific to your State or Tribe, consult the agency responsible for pesticide registration.

AGRICULTURAL USE REQUIREMENTS

Use this product only in accordance with its labeling and with the Worker Protection Standard, 40 CFR part 170.

This standard contains requirements for the protection of agricultural workers on farms, forests, nurseries, and greenhouses, and handlers of agricultural pesticides. It contains requirements for training, decontamination, notification, and emergency assistance. It also contains specific instructions and exceptions pertaining to the statements on this label about personal protective equipment (PPE) and restricted-entry interval. The requirements in this box only apply to uses of this product that are covered by the Worker Protection Standard.

Do not enter or allow worker entry into treated areas during the restricted-entry interval (REI) of 4 hours.

PPE required for early entry to treated areas that is permitted under the Worker Protection Standard and that involves contact with anything that has been treated, such as plants, soil or water is: coveralls, waterproof gloves, and shoes plus socks.

NON-AGRICULTURAL USE REQUIREMENTS


The requirements in this box apply to uses of this product that are NOT within the scope of the Worker Protection Standard (40 CFR Part 170) for agricultural pesticides. The WPS applies when this product is used to produce agricultural plants on farms, forests, nurseries, or greenhouses.

Keep people and pets off treated areas until spray solution has dried.

STORAGE AND DISPOSAL

Do not contaminate water, food, or feed by storage or disposal.

PESTICIDE STORAGE: Store in original container in a locked storage area inaccessible to children or pets. Keep from freezing.



7
19

PESTICIDE DISPOSAL: Wastes resulting from the use of this product may be disposed of on site or at an approved waste disposal facility.

[For Plastic Containers – Nonrefillable with capacities equal to or less than 5 gallons:]

CONTAINER HANDLING: Nonrefillable container. Do not reuse or refill this container. Offer for recycling, if available, or puncture and dispose of in a sanitary landfill, or by incineration, or, if allowed by state and local authorities, by burning. If burned, stay out of smoke.

Triple rinse [or pressure rinse] container (or equivalent) promptly after emptying.

Triple rinse as follows: Empty the remaining contents into application equipment or a mix tank and drain for 10 seconds after the flow begins to drip. Fill the container 1/4 full with water and recap. Shake for 10 seconds. Pour rinsate into application equipment or a mix tank or store rinsate for later use or disposal. Drain for 10 seconds after the flow begins to drip. Repeat this procedure two more times.

[OR

Pressure rinse as follows: Empty the remaining contents into application equipment or a mix tank and continue to drain for 10 seconds after the flow begins to drip. Hold container upside down over application equipment or mix tank or collect rinsate for later use or disposal. Insert pressure rinsing nozzle in the side of the container, and rinse at about 40 PSI for at least 30 seconds. Drain for 10 seconds after the flow begins to drip.]

[For Plastic Containers – Nonrefillable with capacities greater than 5 gallons:]

CONTAINER HANDLING: Nonrefillable container. Do not reuse or refill this container. Offer for recycling, if available, or puncture and dispose of in a sanitary landfill, or by incineration, or, if allowed by state and local authorities, by burning. If burned, stay out of smoke.

Triple rinse [or pressure rinse] container (or equivalent) promptly after emptying.

Triple rinse as follows: Empty the remaining contents into application equipment or a mix tank. Fill the container 1/4 full with water. Replace and tighten closures. Tip container on its side and roll it back and forth, ensuring at least one complete revolution, for 30 seconds. Stand the container on its end and tip it back and forth several times. Turn the container over onto its other end and tip it back and forth several times. Empty the rinsate into application equipment or a mix tank or store rinsate for later use or disposal. Repeat this procedure two more times.

[OR

Pressure rinse as follows: Empty the remaining contents into application equipment or a mix tank and continue to drain for 10 seconds after the flow begins to drip. Hold container upside down over application equipment or mix tank or collect rinsate for later use or disposal. Insert pressure rinsing nozzle in the side of the container, and rinse at about 40 PSI for at least 30 seconds. Drain for 10 seconds after the flow begins to drip.]

[For Refillable Containers:]

CONTAINER HANDLING: Refillable container. Refill this container with pesticide only. Do not reuse this container for any other purpose.

Container cleaning: Cleaning the container before final disposal is the responsibility of the person disposing of the container. Cleaning before refilling is the responsibility of the refiller.

To clean the container before final disposal, empty the remaining contents from this container into application equipment or a mix tank. Fill the container about 10 percent full with water. Agitate vigorously or recirculate water with the pump for 2 minutes. Pour or pump rinsate into application equipment or rinsate collection system. Repeat this rinsing procedure two more times.

8
19

GENERAL INFORMATION:

- This product mixes readily with water and is intended to be applied as a foliar spray for the control or destruction of many herbaceous or woody plants. It may be applied through most standard industrial or field-type sprayers after dilution and thorough mixing with water in accordance with label instructions.
- This product moves through the plant from the point of foliage contact to and into the root system. Visible effects on most annual weeds occur within 2 to 4 days, but on most perennial weeds may not occur for 7 days or more. Extremely cool or cloudy weather following treatment may slow activity of this product and delay visual effects of control.
- Visible effects are gradual wilting and yellowing of the plant which advances to complete browning of above-ground growth and deterioration of underground plant parts. Unless otherwise specified on this label, delay application until vegetation has emerged and reached the growth stages described for control. Unemerged plants arising from unattached underground rhizomes or root stocks of perennials will not be affected by the herbicide and will continue to grow. For this reason, best control of most perennial weeds is obtained when treatment is made at late growth stages approaching maturity.
- Always use the higher rate of this product when the weed growth is heavy or dense.
- Reduced control may result when applications are made to annual or perennial weeds that have been mowed, grazed, or cut, and have not been allowed to re-grow to the recommended stage for treatment. Repeat treatments will be necessary to control the growth of later germinating seeds.
- Rainfall or irrigation occurring within 6 hours after application may reduce effectiveness. Heavy rainfall or irrigation within 2 hours after application may wash the chemical off the foliage and a repeat treatment may be required.
- This product does not provide residual weed control. For subsequent residual weed control, follow a label-approved herbicide program. Read and carefully observe the cautionary statements and all other information appearing on the labels of all herbicides used.
- Buyer and all users are responsible for all loss or damage in connection with the use or handling of mixtures of this product with herbicides or other materials that are not expressly recommended in this labeling. Mixing this product with herbicides or other materials not recommended on this label may result in reduced performance.
- For best results, spray coverage should be uniform and complete.

USE PRECAUTIONS:

- AVOID DRIFT. EXTREME CARE MUST BE USED WHEN APPLYING THIS PRODUCT TO PREVENT INJURY TO DESIRABLE PLANTS AND CROPS.
- Avoid treating weeds under poor growing conditions such as drought stress, disease or insect damage, as reduced weed control may result. Reduced results may also occur when treating weeds heavily covered with dust.
- Do not allow the herbicide solution to mist, drip, drift or splash onto desirable vegetation since minute quantities of this product can cause severe damage or destruction to the crop, plants, or other areas on which treatment was not intended.
- The likelihood of injury occurring from the use of this product is greatest when winds are gusty or in excess of 5 miles per hour or when other conditions, including lesser wind velocities, will allow spray drift to occur. When spraying, avoid combinations of pressure and nozzle types that will result in splatter or fine particles (mist) which are likely to drift.
- AVOID APPLYING AT EXCESSIVE SPEED OR PRESSURE.
- NOTE: Use of this product in any manner not consistent with this label may result in injury to persons, animals or crops, or other unintended consequences. Keep container closed to prevent spills and contamination.

9
19

SPRAY PREPARATION AND TANK MIXTURES:

EH-1394 Herbicide is a soluble concentrate that dissolves readily in clean water (free of mud or clay). Reduced results may occur if water containing soil is used, such as water from ponds or unlined ditches.

Additional surfactants are not required for this formulation.

EH-1394 Herbicide Alone With Water As Diluent:

1. Determine spray volume needed for the treated area. Add one-half the required amount of clean water to the spray tank.
2. Measure the recommended amount of product and add EH-1394 Herbicide slowly with agitation, and complete filling the tank with water.
3. Mix thoroughly and continue agitation while spraying.

Colorants or Dyes:

Colorants or marking dyes may be added to this product. Colorants or dyes used in spray solutions of this product may reduce performance, especially at lower rates or dilutions. Use colorants or dyes according to the manufacturer's recommendations.

Drift Control Additives:

Drift control additives may be added to this product. When a drift control additive is used, read and carefully observe the cautionary statements and all other information appearing on the additive label.

Tank Mixtures of EH-1394 Herbicide:

1. Always predetermine the compatibility of labeled tank mixtures of this herbicide with water carrier by mixing small proportional quantities in advance.
2. Fill the sprayer tank one-half full with water and start agitation.
3. If a wettable powder is used, make a slurry with the water carrier, and add it SLOWLY through the screen into the tank. Continue agitation.
4. If a flowable formulation is used, premix one part flowable with one part water. Add diluted mixture SLOWLY through the screen into the tank. Continue agitation.
5. If an emulsifiable concentrate formulation is used, premix one part emulsifiable concentrate with two parts water. Add diluted mixture SLOWLY through the screen into the tank. Continue agitation.
6. Continue filling the sprayer tank with water and add the required amount of EH-1394 Herbicide near the end of the filling process.
7. Add individual formulations to the spray tank as follows: wettable powder, flowable, emulsifiable concentrate, drift control additive, water-soluble liquid.
8. Maintain good agitation at all times, until the contents of the tank are sprayed. If the spray mixture is allowed to settle, thorough agitation is required to re-suspend the mixture before spraying is resumed.

Sprayer Cleanup:

CLEAN THE ENTIRE SPRAYER AFTER APPLICATION OF THIS PRODUCT. Rinse sprayer and all parts with water three (3) times. Spray rinse water on bare soil or gravel. After cleaning, sprayer may be used for other products. Failure to clean the sprayer thoroughly may result in injury to desirable crops which are subsequently sprayed.

APPLICATION EQUIPMENT AND TECHNIQUES:

Do not apply this product through any type of irrigation system.

This product may be applied with the following application equipment:

- **Ground equipment** - Boom type power sprayers may be used for broadcast applications. For best spray distribution and coverage, select a spray volume and delivery system that will ensure accurate

10
19

and uniform coverage. Boom sprayers equipped with appropriate flat fan nozzles, tips, and screens are suitable for broadcast applications.

Spray volumes of 10 - 30 gallons per acre with spray pressures adjusted to 20 - 40 psi (pounds per square inch) are appropriate. Use higher spray volumes within the recommended range for dense weed populations. Boom height above target weeds should be adjusted to assure good coverage.

- **Hand-held low-volume and high-volume spray equipment** - knapsack and backpack sprayers, pump-up pressure sprayers, spray guns, hand wands, lances and other hand-held and motorized spray equipment used to direct the spray onto weed foliage. Applications should be made on a spray-to-wet basis; spray coverage should be uniform and complete. Use only coarse sprays. If a straight-stream nozzle is used, start the application at the top of the target vegetation and spray from top to bottom in a "zigzag" motion. Ensure that the spray contacts 50% or more of the leaf surface. Small open-branched trees need only be treated from one side. If foliage is thick or there are multiple root sprouts, application must be made from several sides to ensure adequate coverage. When using application methods that result in less than complete coverage, use the higher recommended rate.
- **Hose-end sprayer** - The Ortho Dial 'N Spray[®] or other hose-end sprayers may be used to treat large areas such as for lawn renovation or to prepare sites for planting flower beds or vegetable gardens.

RECOMMENDED USE RATES AND SPECIES CONTROLLED:

EH-1394 Herbicide may be used as a broadcast treatment or spot treatment with any of the application equipment listed on this label in noncropland sites.

RECOMMENDED USE RATES

APPLICATION METHOD	HAND-HELD LOW VOLUME SPRAYER (Amount of product to add per gallon of water for each 300 sq.ft. covered.)	HAND-HELD HIGH VOLUME SPRAYER (Amount of product to add per 100 gallons of spray solution for spray-to-wet coverage)	BOOM TYPE SPRAYER USED FOR BROADCAST TREATMENT (Amount of product to add per acre in 10-30 gallons of spray solution per acre at 20-40 psi)
Annual Weeds	3 fl.oz.	3 gallons	3 pints
Perennial Weeds	6 fl.oz.	6 gallons	9 pints
Woody Brush & Trees	9 fl.oz.	9 gallons	-----

RECOMMENDED USE RATES WITH ORTHO DIAL'N SPRAY[®]

Annual Weeds:	Add 3 fl.oz. to sprayer jar*, set dial to 3 oz., apply per directions.
Perennial Weeds:	Add 6 fl.oz. to sprayer jar*, set dial to 6 oz., apply per directions.

*DO NOT ADD WATER

ANNUAL WEEDS:

This product will provide full or partial control of the following annual weeds when applied as directed. Use the higher rate listed next to perennial weeds recommendation for dense infestations, for adverse/extreme environmental conditions, or for weeds larger than 10 inches in height. Annual weeds will continue to germinate from seed throughout the growing season. Repeat treatments will be necessary to control later germinating weed seeds.

Weed Species:

Annoda, spurred
 Barnyardgrass *Echinochloa crus-galli*
 Bassia, fivehook *Bassia hyssopifolia*
 Bittercress
 Black nightshade
 Bluegrass, annual *Poa annua*
 Bluegrass, bulbous *Poa bulbosa*
 Brome, downy
 Brome, Japanese
 Buttercup *Ranunculus spp.*
 Carolina geranium
 Carpetweed
 Cheatgrass
 Cheeseweed *Malva parviflora*
 Chervil
 Chickweed
 Chickweed, mouseear *Cerastium vulgatum*
 Cocklebur *Xanthium strumarium*
 Copperleaf hophornbeam
 Corn speedwell
 Crabgrass *Digitaria spp.*
 Dwarf dandelion *Krigia cespitosa*
 Eclipta
 Falsedandelion
 Falseflax, smallseed *Camelina microcarpa*
 Fiddleneck *Amsinckia spp.*
 Filaree
 Flaxleaf fleabane *Conyza bonariensis*
 Fleabane *Erigeron spp.*
 Florida pusley
 Foxtail *Setaria spp.*
 Foxtail, Carolina *Alopecurus carolinianus*
 Goosegrass
 Groundsel, common *Senecio vulgaris*
 Henbit
 Horseweed/marestail *Conyza canadensis*
 Itchgrass
 Johnsongrass, seedling
 Knotweed
 Kochia, *Kochia scoparia*
 Lambsquarters, common *Chenopodium album*
 Lettuce, prickly *Lactuca seriola*
 Mayweed

Medusahead
 Morningglory, *Ipomoea spp.*
 Mustard, blue *Chorispora tenella*
 Mustard, tansy *Descurainia pinnata*
 Mustard, tumble *Sisymbrium altissimum*
 Mustard, wild *Brassica kaber*
 Oats, wild *Avena fatua*
 Panicum, *Panicum spp*
 Pennycress, field *Thiaspi arvensis*
 Pigweed, redroot *Amaranthus retroflexus*
 Pigweed, smooth *Amaranthus hybridus*
 Plains/Tickseed coreopsis
 Puncturevine
 Purslane, common
 Ragweed, common *Ambrosia artimisiifolia*
 Ragweed, giant *Ambrosia trifida*
 Rocket, London *Sisymbrium irio*
 Sandbur, field *Cenchrus spp.*
 Shattercane *Sorghum bicolor*
 Shepherdspurse *Capsella bursa-pastoris*
 Sicklepod
 Signalgrass, broadleaf *Brachiaria platyphylla*
 Smartweed, ladysthumb
 Smartweed, Pennsylvania *Polygonum pennsylvanicum*
 Sowthistle, annual *Sonchus oleraceus*
 Spanishneedles
 Speedwell, purslane
 Spurge, annual
 Spurge, prostrate
 Spurge, spotted
 Spurry, umbrella *Holosteum umbellatum*
 Starthistle, yellow
 Stinkgrass *Eragrostis cilianensis canadensis*
 Sunflower *Helianthus annuus*
 Teaweed/Prickly sida
 Texas panicum
 Thistle, Russian *Salsola kali*
 Velvetleaf *Abutilon theophrasti*
 Virginia copperleaf
 Virginia pepperweed
 Witchgrass *Panicum capillare*
 Woolly cupgrass
 Yellow rocket

PERENNIAL WEEDS:

For best results:

- Apply to actively growing perennial weeds.
- Adequate soil moisture available for active weed growth.
- Allow at least 7 days after application before disturbing vegetation.
- Fall treatments must be applied before a killing frost.

- Repeat treatments may be necessary to control weeds regenerating from underground parts or seed. When applied as recommended under the conditions described, this product will provide full or partial control for the following perennial weeds:

Weed Species:

- | | |
|--|---|
| Alligatorweed <i>Alternanthera philoxeroides</i> * | Loosestrife, purple <i>Lythrum salicaria</i> |
| Anise/Fennel <i>Foeniculum vulgare</i> | Lotus, American <i>Nelumbo lutea</i> |
| Artichoke, Jerusalem <i>Helianthus tuberosus</i> | Maidencane <i>Panicum hematomon</i> |
| Bahiagrass <i>Paspalum notatum</i> | Milkweed <i>Asclepias spp.</i> |
| Bermudagrass <i>Cynodon dactylon</i> | Muhly, wirestem <i>Muhlenbergia frondosa</i> |
| Bermudagrass, water (knotgrass) <i>Paspalum distichum</i> | Mullein, common <i>Verbascum thapsus</i> |
| Bindweed, field <i>Convolvulus arvensis</i> | Napiergrass <i>Pennisetum purpureum</i> |
| Bluegrass, Kentucky <i>Poa pratensis</i> | Nightshade, silverleaf <i>Solanum elaeagnifolium</i> |
| Blueweed, Texas <i>Helianthus ciliaris</i> | Nutsedge, purple, yellow <i>Cyperus rotundus</i> ,
<i>Cyperus esculentus</i> |
| Brackenfern <i>Pteridium aquilinum</i> | Orchardgrass <i>Dactylis glomerata</i> |
| Bromegrass, smooth <i>Bromus inermis</i> | Pampasgrass <i>Cortaderia jubata</i> |
| Bursage, woolly-leaf | Paragrass <i>Brachiaria mutica</i> |
| Canarygrass, reed <i>Phalaris arundinacea</i> | Pepperweed, perennial |
| Cattail <i>Typha spp.</i> | Phragmites <i>Phragmites spp.*</i> |
| Clover, red <i>Trifolium pratense</i> | Quackgrass <i>Elytrigia repens</i> |
| Clover, white <i>Trifolium repens</i> | Redvine* |
| Cogongrass <i>Imperata cylindrica</i> | Reed, giant <i>Arundo donax</i> |
| Cordgrass <i>Spartina spp.</i> | Ryegrass, perennial <i>Lolium perenne</i> |
| Cutgrass, giant <i>Zizaniopsis miliacea</i> * | Smartweed, swamp <i>Polygonum coccineum</i> |
| Dallisgrass <i>Paspalum dilatatum</i> | Spatterdock <i>Nuphar luteum</i> |
| Dandelion <i>Taraxacum officinale</i> | Spurge, leafy* |
| Dock, curly <i>Rumex crispus</i> | Starthistle, yellow <i>Centaurea solstitialis</i> |
| Dogbane, hemp <i>Apocynum cannabinum</i> | Sweet potato, wild <i>Ipomoea pandurata</i> * |
| Fescue <i>Festuca spp.</i> | Thistle, artichoke <i>Cynara cardunculus</i> |
| Fescue, tall <i>Festuca arundinacea</i> | Thistle, Canada |
| German ivy | Timothy <i>Phleum pratense</i> |
| Guineagrass <i>Panicum maximum</i> | Torpedograss <i>Panicum repens</i> * |
| Hemlock, poison <i>Conium maculatum</i> | Trumpetcreeper* |
| Horsenettle <i>Solanum carolinense</i> | Tules, common <i>Scirpus acutus</i> |
| Horseradish <i>Armoracia rusticana</i> | Vaseygrass <i>Paspalum urvillei</i> |
| Ice plant <i>Mesembryanthemum crystal/mum</i> | Velvetgrass <i>Holcus spp.</i> |
| Johnsongrass <i>Sorghum halepense</i> | Waterhyacinth <i>Eichornia crassipes</i> |
| Kikuyugrass <i>Pennisetum clandestinum</i> | Waterlettuce <i>Pistia stratiotes</i> |
| Knapweed <i>Centaurea repens</i> | Waterprimrose <i>Ludwigia spp.</i> |
| Lantana <i>Lantana camara</i> | Wheatgrass, western |
| Lespedeza, common <i>serices Lespedeza striata</i> ,
<i>Lespedeza cuneata</i> | |

*Partial control

WOODY BRUSH AND TREES:

Species:

- | | |
|---|---|
| Alder <i>Alnus spp.</i> | Sugar <i>Acer saccharum</i> |
| Ash <i>Fraxinus spp.*</i> | Vine <i>Acer circinatum</i> * |
| Aspen, quaking <i>Populus tremuloides</i> | Monkey Flower <i>Mimulus guttatus</i> * |
| Bearmat (Bearclover) <i>Chamaebatia foliolosa</i> | Oak: Black <i>Quercus yelutina</i> * |
| Beech | Northern Pin <i>Quercus palustris</i> |
| Birch <i>Betula spp.</i> | Post <i>Quercus stellata</i> |
| Blackberry <i>Rubus spp.</i> | Red <i>Quercus rubra</i> |

Blackgum
 Bracken
 Broom: French *Cytisus monspessulanus*
 Scotch *Cytisus scopadus*
 Buckwheat, California *Edogonum fasciculatum**
 Cascara *Rhamnus purshiana**
 Catsclaw *Acacia greggi**
 Ceanothus *Ceanothus spp.*
 Chamise *Adenostoma fasciculatum*
 Cherry: Bitter *Prunus emarginata*
 Black *Prunus serotina*
 Pin *Prunus pensylvanica*
 Coyotebrush *Bacchads consanguinea*
 Creeper, Virginia *Parthenocissus quifluefoja**
 Dewberry *Rubus trivialis*
 Dogwood *Cornus spp.*
 Elderberry *Sambucus spp.*
 Elm *Ulmus spp.**
 Eucalyptus, bluegum *Eucalyptus spp.*
 Gorse
 Hasardia *Haplopappus squamosus**
 Hawthorn *Crataegus spp.*
 Hazel *Corylus spp.*
 Hickory *Carya spp.*
 Holly, Florida/Brazilian peppertree *Schinus
 terebinthifolius*
 Honeysuckle *Lonicera spp.*
 Hornbeam, American *Carpinus caroliniana*
 Kudzu *Pueraria lobata*
 Locust, black *Robinia pseudoacacia**
 Madrone resprouts
 Manzanita *Arctostaphylos spp.*
 Maple: Red *Acer rubrum**

*Partial control

13
19

Southern Red *Quercus falcata*
 White *Quercus alba**
 Persimmon *Diospyros spp.**
 Pine
 Poison ivy *Rhus radicans*
 Poison oak *Rhus toxicodendron*
 Poplar, yellow (Tulip tree) *Liriodendron tulipifera**
 Prunus *Prunus spp. †*
 Raspberry *Rubus spp.*
 Redbud, eastern *Cercis canadensis*
 Rose, multiflora *Rosa multiflora*
 Russian olive *Elaeagnus angustifolia*
 Sage, black, white *Salvia spp.*
 Sagebrush, California *Artemisia californica*
 Salmonberry *Rubus spectabilis*
 Saltcedar *Tamarix spp.*
 Saltbush, sea myrtle *Baccharis halimifolia*
 Sassafras *Sassafras spp.*
 Sourwood *Oxydendrum arboreum**
 Sumac: Poison *Rhus vernix**
 Smooth *Rhus glabra**
 Winged *Rhus copallina**
 Sweetgum *Liquidambar styraciflua*
 Swordfern *Polystichum munitum*
 Tallowtree, Chinese *Sapium sebiferum*
 Thimbleberry *Rubus parviflorus*
 Tobacco, tree *Nicotiana glauca**
 Toyon
 Trumpetcreeper *Campsis radicans*
 Waxmyrtle, southern *Myrica cerifera**
 Willow *Salix spp.*
 Yerbasenta
 † **Not for use in California**

NOTE: If brush has been mowed or tilled or trees have been cut, do not treat until regrowth has occurred. Apply this product when plants are actively growing and after full leaf expansion. Best results are obtained when application is made in late summer or fall after fruit formation. In arid areas, best results are obtained when application is made in the spring to early summer when brush species are at high moisture content and are flowering. Ensure thorough coverage when using hand-held equipment. Symptoms may not appear prior to frost or senescence with fall treatments. Allow 7 or more days after application before tillage, mowing or removal. Repeat treatments may be necessary to control plants regenerating from underground parts or seed. Some autumn colors on undesirable deciduous species are acceptable provided no major leaf drop has occurred. Reduced performance may result if fall treatments are made following a frost.

ORCHARD FLOORS AND AGRICULTURAL FALLOW:

This product may be used as a broadcast treatment or spot treatment with any of the application equipment listed on this label in orchard floors and agricultural fallow.

ORCHARD FLOORS:

Almond, apple, cherry, filbert (hazelnut), peach, pear, pecan, pistachio, plum (fresh prunes), walnut (English and black). Any application equipment listed in this section may be used in peaches and plums/prunes growing in Arizona, California, Colorado, Idaho, Kansas, Kentucky, New Jersey, North Dakota, Oklahoma, Oregon, Texas, Utah, and Washington, except of peaches grown in Alabama,

Florida, Georgia, Louisiana, Mississippi, North Carolina, South Carolina, and Tennessee.

14
19

- **For Spot Treatments** - Specific use recommendations for annuals, perennials, woody brush, and trees are presented in the section named RECOMMENDED USE RATES AND SPECIES CONTROLLED.
- **For Broadcast Treatments** - Specific use recommendations for annuals and perennials are presented in the section named RECOMMENDED USE RATES AND SPECIES CONTROLLED.

PREHARVEST INTERVAL FOR EH-1394 HERBICIDE

Pome Fruits (apple & pear):	1 day
Tree Nuts (almond, filbert or hazelnut, pecan, black walnut, English walnut and pistachio):	3 days
Stone Fruits (sweet or tart cherry, peach or prunes):	17 days

EH-1394 Herbicide may be tank mixed with residual herbicides for improved emerged and/or residual weed control. Always refer to the container label of the companion herbicide(s) for the respective precautions, limitations, directions for use, weeds controlled, and application methods.

EH-1394 Herbicide may be tank mixed with OrchardMaster® Broadleaf Herbicide for directed applications to broadleaf weeds in established planting of pome fruits, stone fruits, and tree nuts. This product may be applied as a broadcast treatment to the vegetation in the row middles of established trees, and this product may be applied as a band application to control the weeds in the tree rows. Transplanted stock and established trees must be at least one year old and in vigorous condition.

FALLOW LAND (chemical fallow, aid-to-tillage):

Arable land idle between crops or arable land not under rotation that is set at rest for a period ranging from one to five years before it is cultivated again, or land under permanent crops which is not being used for that purpose for a period of at least one year may be subject to unwanted weed growth.

EH-1394 Herbicide may be used as a substitute for tillage to control annual weeds in fallow fields. Also, broadcast or spot treatments will control or suppress many perennial weeds in fallow fields. Use in fallow and reduced tillage systems 30 days before planting. For emerged annual weed control, apply at maximum emergence of weeds, but before weeds are greater than 6 inches tall. The addition of 2,4-D may aid in the suppression of emerged perennial broadleaf weeds and large annual broadleaf weeds. EH-1394 Herbicide may be tank mixed with Gordon's Hi-Dep® Broadleaf Herbicide. Refer to container label for complete use directions.

- **For Spot Treatments** - Specific use recommendations for annuals, perennials, woody brush, and trees are presented in the section named RECOMMENDED USE RATES AND SPECIES CONTROLLED.
- **For Broadcast Treatments** - Specific use recommendations for annuals and perennials are presented in the section named RECOMMENDED USE RATES AND SPECIES CONTROLLED.

GARDENS (vegetables, herbs, small fruits and berries):

This product may be applied before planting or transplanting of vegetables (garden crops), herbs and small fruits and berries. This product may be used as a broad spectrum postemergent herbicide prior to planting to control annual and perennial weeds including field bindweed, johnsongrass, or dallisgrass.

Spray the undesirable vegetation on a spray-to-wet basis. Uniform and complete spray coverage of all existing vegetation is required.

Planting Intervals:

Blackberry, blueberry, boysenberry, currant, dewberry, elderberry, gooseberry, huckleberry, Loganberry, olallieberry, red raspberry and black raspberry	1 day
Artichoke (Jerusalem), beans (all) beet greens, broccoli, Brussels sprouts, cabbage (all), carrot, cauliflower, celery, chard (Swiss), chicory, collards, endive, horseradish, kale, kohlrabi, leek, lentils, lettuce, mustard greens, okra, onion, rape greens, parsley, parsnips, potato, radish, rhubarb, rutabaga, spinach, sweet potato, turnip and yams	1 day
Corn, cucumber, eggplant, garlic, gourds, melons (all), peas (all), peppers (all), pumpkin, squash (summer and winter), tomatillo, tomato (by seed) and watercress	3 days
Tomatoes from transplants and all berries, fruits, vegetables and herbs not on previous lists	30 days

Harvest Intervals:

Allow a minimum of 14 days between the last application of this product and harvest of berries: Blackberry, blueberry, boysenberry, currant, dewberry, elderberry, gooseberry, huckleberry, Loganberry, olallieberry, red raspberry and black raspberry.

NONCROP SITES:

This product may be used as a broadcast treatment or spot treatment with any of the application equipment listed on this label to control the listed weeds in noncropland sites.

Terrestrial Non-Food Crop: ornamental and/or shade trees, ornamental woody shrubs and vines, Christmas tree plantings, ornamental plants, ornamental turf, agricultural fallow/idle land, agricultural rights-of-way/fencerows/hedgerows, agricultural uncultivated areas, airports/landing fields, golf course turf, industrial areas, outdoor buildings/structures, rights-of-way/fence rows/hedgerows, nonagricultural uncultivated areas/soils, ornamental and/or shade trees, ornamental lawns and turf, cemeteries, vacant lots, paths/patios, paved areas (private roads/sidewalks), recreational areas, urban areas, golf courses, parks, schools, rights-of-way (highway, power lines, pipeline utility, railroads), roadsides, industrial sites, storage yards, lumber yards, parking areas, shelter belts, farm yards, nurseries (plants grown or maintained for commercial or research purposes and includes, but is not limited to trees, turfgrass, flowers, shrubs, ornamentals, and seedlings), wildlife habitat restoration and management areas.

Outdoor Residential: ornamental and/or shade trees, ornamental herbaceous plants, ornamental lawns and turf, ornamental woody shrubs and vines, household/domestic dwellings outdoor premises.

FOR LANDSCAPING:

- Prepare areas for planting of ornamentals, trees, shrubs, desert landscapes, rock gardens, flower beds or similar plantings.
- Delay mowing, tilling, or disturbing the treated vegetation for at least 7 days after application of this product for the best results. However, if the treated vegetation is not disturbed, planting or transplanting of trees, flowers, shrubs, bedding plants may be done at 1 day after application.

FOR BRUSH CONTROL:

Foliar Sprays for Brush:

- Cut back brush that is taller than 5 feet and then spray regrowth.
- For maximum activity, brush should be growing vigorously at the time of applications. The most favorable period for treatment occurs after full leaf stage in the spring and continues into early summer. Brush treated in the late fall may not be fully controlled.
- Spray uniformly the foliage of the vegetation to be controlled. Apply for full coverage and thorough brush/weed contact.
- Follow-up applications of this product or with a different herbicide may be needed under less

16
19

favorable growing conditions and for hard-to-control species including blackberry, poison oak, and kudzu. Another choice for effective brush control is Gordon's Cleanout® Brush and Stump Spray. Cleanout® is recommended to control undesirable woody plants including buckbrush, poison ivy, multiflora rose, and sumac. Foliar applications of Cleanout® are appropriate during the period of active growth of the brush. Cut stump, basal bark, and frill treatments of Gordon's Cleanout® Brush and Stump Spray may be applied any time of year.

FOR VINE CONTROL:

- If vines are growing up poles, fences, or tree trunks with mature bark, cut vines to a height of 3 to 4 feet and spray vines thoroughly.
- If vines are climbing shrubs or tree trunks with green bark, cut vines at base and treat as directed for stumps or spray regrowth. If spraying regrowth, shield shrubs and green bark from spray drift with a piece of cardboard or plastic.

FOR LAWN RENOVATION AND LAWN REPLACEMENT:

- Spot treatments or broadcast applications can be used to establish or renovate warm season and cool season turfgrass from seed or planting stock. This product may be applied before planting, seeding, sprigging, plugging, or sodding.
- Use EH-1394 Herbicide to remove the existing lawn and kill weeds and grasses. Uniform and complete spray coverage of all existing vegetation is required.
- Bermudagrass, nutsedge, torpedograss and deep rooted perennials may require a second treatment in 5 to 7 days.
- For best results, apply in spring or fall, when daytime temperatures are at least 60° F.
- Best results are obtained when one mowing is skipped before and after the application of this product.
- If the lawn is dry, water lawn before applying EH-1394 Herbicide. Water again 2 to 3 days after application.
- Seeding, sprigging, plugging or sodding may be done at 7 days after application of this product. Prepare the soil for planting by raking, rototilling, vertical cutting, or other tillage method.
- Rake up and remove loosened thatch or debris.
- Mix in starter fertilizer and soil amendments if needed. Establish the lawn according to local cultural practice.

WILDLIFE HABITAT RESTORATION AND MANAGEMENT AREAS:

This product is recommended for the restoration and/or maintenance of native habitat and in wildlife management areas.

Habitat restoration and maintenance:

When applied as directed, exotic and other undesirable vegetation may be controlled in habitat management areas. Applications may be made to allow recovery of native plant species, to open up water to attract waterfowl, and for similar broad-spectrum vegetation control requirements in habitat management areas.

Spot treatments may be made to selectively remove unwanted plants for habitat enhancement. For spot treatments, care should be exercised to keep spray off of desirable plants.

Wildlife food plots:

This product may be used as a site preparation treatment prior to planting wildlife food plots. Apply as directed to control vegetation in the plot area. Any wildlife food species may be planted after applying this product, or native species may be allowed to re-infest the area. If tillage is needed to prepare a seedbed, wait 7 days after applying this product before tilling to allow for maximum effectiveness.

CUT-SURFACE STUMP APPLICATION:

17
19

Woody vegetation may be controlled by treating freshly cut stumps of trees and resprouts with this product. Cut stump treatments are effective on stumps with diameters larger than 3 - 4 inches in diameter. Apply this product using suitable equipment to ensure coverage of the entire cambium. Apply EH-1394 Herbicide undiluted directly to freshly cut surface immediately after cutting. Delay in applying this product may result in reduced performance. For best results, trees should be cut during periods of active growth and full leaf expansion.

- Cut trees and brush close to the soil surface. Apply this product to the freshly cut surface of the stump *immediately* after cutting. Delays in application may reduce the effectiveness.
- Apply for full and thorough coverage of the cut surface. Treat the entire circumference of the stump by drenching the cambium (the outermost wood between the pith and the bark).
- Treatment will control or suppress many types of woody brush and trees, such as alder, bluegum eucalyptus, madrone, oak, giant reed, saltcedar, sweetgum and tan oak.
- The most favorable period for cut stump treatment occurs after full leaf stage in the spring and continues into early summer. Brush and trees treated in the late fall may not be fully controlled.
- Follow-up applications of this product or with a different herbicide may be needed under less favorable growing conditions and for hard-to-control species. Another choice for effective control with a cut-surface stump treatment is Gordon's Cleanout® Brush and Stump Spray.

When used according to directions for cut stump application, this product will control, partially control or suppress most woody brush and tree species, some of which are listed below:

- | | |
|---|--|
| Alder <i>Alnus spp.</i> | Poplar <i>Populus spp.*</i> |
| Coyote brush <i>Baccharis consanfuinea*</i> | Reed, giant <i>Arundo donax</i> |
| Dogwood <i>Cornus spp.*</i> | Saltcedar <i>Tamarix spp.</i> |
| Eucalyptus <i>Eucalyptus spp.</i> | Sweetgum <i>Liquidambar styraciflua*</i> |
| Hickory <i>Carya spp.*</i> | Sycamore <i>Platanus occidentalis*</i> |
| Madrone <i>Arbutus menziesii</i> | Tanoak <i>Lithocarpus densiflorus</i> |
| Maple <i>Acer spp.*</i> | Willow <i>Salix spp.</i> |
| Oak <i>Quercus spp.</i> | |

* This product is not approved for this use on these species in the State of California.

INJECT AND FRILL APPLICATION:

Woody vegetation may be controlled by injection or frill application of this product. Apply this product using suitable equipment which must penetrate into living tissue. Apply the equivalent of 1 - 1.5 ml of this product per 2 - 3 inches of trunk diameter. This is best achieved by applying EH-1394 Herbicide undiluted directly either to a continuous frill around the tree or as cuts evenly spaced around the tree below all branches. As tree diameter increases in size, better results are achieved by applying product to a continuous frill or more closely spaced cuttings.

- Avoid application techniques that allow runoff to occur from frill or cut areas in species that exude sap freely after frills or cutting. In species such as these, make frill or cut at an oblique angle so as to produce a cupping effect and use undiluted material.
- For best results, applications should be made during periods of active growth and full leaf expansion.

This treatment will CONTROL the following woody species:

- | | |
|----------------------------|--|
| Oak <i>Quercus spp</i> | Sweet gum <i>Liquidambar styraciflua</i> |
| Poplar <i>Populus spp.</i> | Sycamore <i>Platanus occidentalis</i> |

This treatment will SUPPRESS the following woody species:

- | | |
|-----------------------------------|-------------------------------|
| Black gum <i>Nyssa sylvatica*</i> | Hickory <i>Carya spp.</i> |
| Dogwood <i>Cornus spp.</i> | Maple, red <i>Acer rubrum</i> |

*This product is not approved for this use on this species in the State of California.

18
19

CONSUMER INFORMATION:

This product will treat approximately:
12,800 sq. ft. [1 gal] *or*
32,000 sq. ft. [2.5 gall]

EQUIVALENT MEASUREMENTS:

- 1 Tablespoon (Tbs.) = 3 teaspoon (tsp.)
- 1 fluid ounce (fl.oz.) = 2 Tablespoons (Tbs.)
- 2 fluid ounces (fl.oz.) = 4 Tablespoons (Tbs.)

LIMITED WARRANTY AND DISCLAIMER.

The manufacturer warrants only that the chemical composition of this product conforms to the ingredient statement given on the label, and that the product is reasonably suited for the labeled use when applied according to the Directions for Use.

THE MANUFACTURER NEITHER MAKES NOR INTENDS ANY OTHER EXPRESS OR IMPLIED WARRANTIES, INCLUDING ANY WARRANTY OF MERCHANTABILITY OR FITNESS FOR A PARTICULAR PURPOSE, WHICH ARE EXPRESSLY DISCLAIMED. This limited warranty does not extend to the use of the product inconsistent with label instructions, warnings or cautions, or to use of the product under abnormal conditions such as drought, excessive rainfall, tornadoes, hurricanes, etc. These factors are beyond the control of the manufacturer or the seller. Any damages arising from a breach of the manufacturer's warranty shall be limited to direct damages, and shall not include indirect or consequential damages such as loss of profits or values, except as otherwise provided by law.

The terms of this Limited Warranty and Disclaimer cannot be varied by any written or verbal statements or agreements. No employee or agent of the seller is authorized to vary or exceed the terms of this Limited Warranty and Disclaimer in any manner.

Ortho Dial'N Spray® is a registered trademark of Monsanto Company.

19
Tg

APPENDIX

I. Advertising claims that may be presented on container labeling of supplemental registrants:

- kills common broadleaf weeds and grasses
- for general weed control
- water-based formula
- no odor
- for nonselective post emergent control of unwanted vegetation
- contains glyphosate
- treats approximately # _____ sq. ft./treats over # _____ sq. ft. (dependent upon container size)
- systemic weed and grass killer for spot treatment of unwanted weeds and grasses
- eliminates undesirable vegetation in 2-4 weeks
- kills roots and all in 2-4 weeks
- kills to the root/down to the root/roots and all
- no residual activity in soil
- for use around flower beds, trees and shrubs, fences, walks, mulch beds, gravel and driveways
- for use around flower beds, trees, shrubs, fences and walks
- kills weeds near/under fences, in driveways, on patios, in paths, sidewalks, cracks, walkways, gardens, trees, shrubs, flower beds, mulch beds, graveled areas and curbs
- controls weeds and unwanted vegetation around trees, shrubs, and in flower beds
- use to prepare sites for planting fruit trees, shrubs and ornamentals
- multipurpose grass and broadleaf weed control
- for outdoor use only
- use for lawn renovation
- can reseed lawns 7 days after treatment
- can be applied with a tank sprayer or hose-end sprayer
- visible results in 3 days
- complete kill down to the root in 3 to 4 weeks
- [Rain-Proof in hours][Rain-Proof in less than _____ hours.
- Formulated with surfactant
- No Surfactant Required
- Surfactant Included
- Concentrate—Mixes with Water
- Kills Poison Ivy & Poison Oak
- Brush and Stump Treatment
- Fenceline cleanup
- Gravel driveways and more
- Kills tough brush & weeds
- Even kills the roots
- Bonus Size! [possibly twice]
- For outdoor use
- Kills hard-to-control brush, weeds and grasses, including poison ivy, poison oak and kudzu
- Fast acting
- Kills Stumps Down to the Roots
- Prevents Re-Growth
- Kills Existing Sprouts
- Convenient Squirt Bottle
- Apply Directly to Stump