

2217-846

11/26/2012

1/28



UNITED STATES ENVIRONMENTAL PROTECTION AGENCY  
WASHINGTON, D.C. 20460

OFFICE OF CHEMICAL SAFETY  
AND POLLUTION PREVENTION

11-26-12

James Kuntsman  
PBI/Gordon Corporation  
1217 W. 12<sup>th</sup> Street  
P.O. Box 014090  
Kansas City, Missouri 64101-0090

Subject: EPA Reg. 2217-846 / EH-1388 Herbicide Notification

Dear Mr. Kuntsman:

The Agency is in receipt of your Application for Pesticide Notification under Pesticide Registration Notice (PRN) 98-10 dated 10-29-12 for the product EPA Reg. 2217-846 / EH-1388 Herbicide. The Registration Division (RD) has conducted a review of this request for its applicability under PRN 98-10 and finds that the action requested falls within the scope of PRN 98-10. The label submitted with the application has been stamped "Notification" and will be placed in our records.

If you have any questions please call Erik Kraft at 703-308-9358 or email at [Kraft.Erik@epa.gov](mailto:Kraft.Erik@epa.gov).

Sincerely,

A handwritten signature in black ink, appearing to read "Kable 'Bo' Davis".

Kable "Bo" Davis  
Product Manager 25  
Herbicide Branch  
Registration Division (7505P)

Please read instructions on reverse before completing form.

Form Approved. OMB No. 2070-0060. Approval Expires 2-28-95



United States  
Environmental Protection Agency  
Washington, DC 20460

- Registration
- Amendment
- Other

OPP Identifier Number

### Application for Pesticide - Section I

1. Company/Product Number <b>2217-846</b>	2. EPA Product Manager <b>Kable Bo Davis</b>	3. Proposed Classification
4. Company/Product (Name) <b>EH-1388 Herbicide</b>	PM# Product Manager—Team 25	<input checked="" type="checkbox"/> None <input type="checkbox"/> Restricted
5. Name and Address of Applicant (Include ZIP Code) PBI/Gordon Corporation Post Office Box 014090 Kansas City, Missouri 64101 <input type="checkbox"/> Check if this is a new address		6. Expedited Review. In accordance with FIFRA Section 3(c)(3) (b)(i), my product is similar or identical in composition and labeling to: EPA Reg. No. _____ Product Name _____

### Section - II

<input type="checkbox"/> Amendment - Explain below.	<input type="checkbox"/> Final printed labels in response to Agency letter dated _____
<input type="checkbox"/> Resubmission in response to Agency letter dated _____	<input type="checkbox"/> "Me Too" Application.
<input checked="" type="checkbox"/> Notification - Explain below.	<input type="checkbox"/> Other - Explain below.

Explanation: Use additional page(s) if necessary. (For section I and Section II.) e-mail to [jkunstman@pbigordon.com](mailto:jkunstman@pbigordon.com) FAX: 816-421-2731

**NOTIFICATION: Labeling notification per PRN 98-10: Notifications, Non-notifications and Minor Formulation Amendments. Section II (N): Other revisions. One (1) copy of the proposed labeling is enclosed for your review.**

### Section - III

1. Material This Product Will Be Packaged In:					
Child-Resistant Packaging <input type="checkbox"/> Yes* <input checked="" type="checkbox"/> No	Unit Packaging <input type="checkbox"/> Yes <input checked="" type="checkbox"/> No	Water Soluble Packaging <input type="checkbox"/> Yes <input checked="" type="checkbox"/> No	2. Type of Container <input type="checkbox"/> Metal <input checked="" type="checkbox"/> Plastic <input type="checkbox"/> Glass <input type="checkbox"/> Paper <input type="checkbox"/> Other (Specify)		
* Certification must be submitted		If "Yes" Unit Packaging wgt. No. per container	If "Yes" Package wgt. No. per Container		
3. Location of Net Contents Information <input checked="" type="checkbox"/> Label <input type="checkbox"/> Container		4. Size(s) Retail Container 1 Pint, 1 Quart, 40 fl. Oz., 0.5 gallon and 1 gallon		5. Location of Label Directions <input checked="" type="checkbox"/> On Label <input checked="" type="checkbox"/> On Labeling accompanying product	
6. Manner in Which Label is Affixed to Product <input type="checkbox"/> Lithograph <input type="checkbox"/> Other _____ <input checked="" type="checkbox"/> Paper glued <input type="checkbox"/> Stenciled					

### Section - IV

1. Contact Point (Complete items directly below for identification of individual to be contacted, if necessary, to process this application.)		
Name <b>James L. Kunstman, Ph.D.</b>	Title <b>Director of Regulatory Services</b>	Telephone No. (Include Area Code) <b>816-460-6292</b>
Certification <i>I certify that the statements I have made on this form and all attachments thereto are true, accurate and complete. I acknowledge that any knowingly false or misleading statement may be punishable by fine or imprisonment or both under applicable law.</i>		6. Date Application Received <b>(Stamped)</b>
2. Signature 	3. Title <b>Director of Regulatory Services</b>	
4. Typed Name <b>James L. Kunstman, Ph.D.</b>	5. Date <b>October 29, 2012</b>	



1217 W. 12<sup>th</sup> STREET · P.O. BOX 014090  
KANSAS CITY, MISSOURI 64101-0090  
816-421-4070 · 1-800-821-7925  
FAX: 816-474-0462

October 29, 2012

Document Processing Desk (NOTIF)  
Office of Pesticide Programs (7504P)  
U.S. Environmental Protection Agency  
Room S-4900, One Potomac Yard  
2777 South Crystal Drive  
Arlington, VA 22202-4501  
Attn: Mr. Kable Bo Davis, (PM-25)

Dear Mr. Davis:

NOTIFICATION: Labeling notification per PRN 98-10: Notifications, Non-notifications and Minor Formulation Amendments.. Section II (N) Other revisions.  
EH-1388 Herbicide (EPA Reg. No. 2217-846).

**I. Request for advertising/marketing claims:**

1. We ask to add advertising claims that are consistent with the Directions for Use previously approved. These phrases may be presented on the container labels of EH-1388 Herbicide (EPA Reg. No. 2217-846)
  - Covers up to XXX[\*]
  - \*When mixed XXX of product with YYY of water.
  - \*When mixed at the rate of XXX per YYY of water.
2. One (1) copy of the proposed labeling is enclosed for your review. Please refer to page 24 of the draft labeling.

**II. Certification Statement:**

This notification is consistent with the provisions of PR Notice 98-10 and EPA regulations at 40 CFR 152.46, and no other changes have been made to the labeling or the confidential statement of formula of this product. I understand that it is a violation of 18 U.S.C. Sec. 1001 to willfully make any false statement to the EPA. I further understand that if this notification is not consistent with the terms of PR Notice 98-0 and 40 CFR 152.46, this product may be in violation of FIFRA and I may be subject to enforcement action and penalties under Section 12 and 14 of FIFRA.


cccccc  
cccccc  
cccccc  
cccccc  
cccccc

**III. Enclosures:**

1. Application for Pesticide Amendment (EPA Form 8570-1)
2. One (1) copy of the draft labeling
3. One CD containing electronic copies of the draft labeling.

If you have any questions, please call me at 816-460-6292 or contact me at [jkunstman@pbigordon.com](mailto:jkunstman@pbigordon.com).

Sincerely,



James. L. Kunstman, Ph.D.  
Director of Regulatory Services

.....  
.....  
.....  
.....  
.....  
.....  
.....  
.....  
.....  
.....

"Not. P. caution" 5/28  
Acceptable E.H.

# EH-1388 HERBICIDE

Alternate Brand Names: GroundWork Concentrate 25% Weed & Grass Killer

## Sublabel 1

### ACTIVE INGREDIENT:

Isopropylamine salt of glyphosate\*..... 25.0%

OTHER INGREDIENTS: ..... 75.0%

TOTAL 100.0%

\*N-(phosphonomethyl) glycine

## KEEP OUT OF REACH OF CHILDREN

## CAUTION

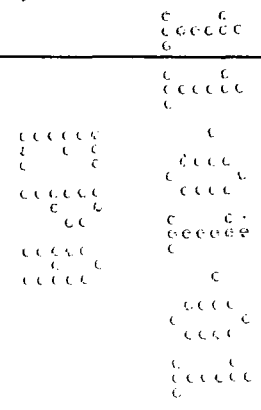
See [back/side/inside panel or booklet]  
for additional Precautionary Statements and First Aid  
or, [Peel open for use directions and further information]

**NET CONTENTS: (16 fl. oz., Quart, 40 fl. oz.,  
1/2 Gallon, 1 Gallon)**

954/AP102912  
EPA Reg. No. 2217-846  
EPA Est. No. 2217-KS-2  
MANUFACTURED BY:



Telephone: 800-821-7925





**READ THE ENTIRE LABEL FIRST. OBSERVE ALL PRECAUTIONS AND FOLLOW DIRECTIONS CAREFULLY.**

**PRECAUTIONARY STATEMENTS**

**Hazards to Humans & Domestic Animals**

**CAUTION:** Causes moderate eye irritation. Harmful if absorbed through skin. Harmful if swallowed. Avoid contact with skin, eyes or clothing. Wash thoroughly with soap and water.

**First Aid**

<b>If swallowed:</b>	<ul style="list-style-type: none"> <li>• Call a poison control center or doctor immediately for treatment advice.</li> <li>• Have person sip a glass of water if able to swallow.</li> <li>• Do not induce vomiting unless told to do so by a poison control center or doctor.</li> <li>• Do not give anything by mouth to an unconscious person.</li> </ul>
<b>If on skin or clothing:</b>	<ul style="list-style-type: none"> <li>• Take off contaminated clothing.</li> <li>• Rinse skin immediately with plenty of water for 15 - 20 minutes.</li> <li>• Call a poison control center or doctor for treatment advice.</li> </ul>
<b>If inhaled:</b>	<ul style="list-style-type: none"> <li>• Move person to fresh air.</li> <li>• If person is not breathing, call 911 or an ambulance, then give artificial respiration, preferably mouth-to-mouth if possible.</li> <li>• Call a poison control center or doctor for treatment advice.</li> </ul>
<b>If in eyes:</b>	<ul style="list-style-type: none"> <li>• Hold eye open and rinse slowly and gently with water for 15 - 20 minutes. Remove contact lenses, if present, after the first 5 minutes, then continue rinsing eye.</li> <li>• Call a poison control center or doctor for treatment advice.</li> </ul>
Have the product container or label with you when calling a poison control center or doctor or going for treatment.	

**ENVIRONMENTAL HAZARDS:**

Do not apply directly to water. Do not contaminate water when disposing of equipment washwater and rinsate.

**PHYSICAL OR CHEMICAL HAZARDS:**

Combustible. Do not use or store near heat or open flame.

**DIRECTIONS FOR USE**

It is a violation of Federal law to use this product in a manner inconsistent with its labeling.

Keep children and pets out of treated areas until sprays have dried.

**STORAGE & DISPOSAL**

Do not contaminate water, food, or feed by storage and disposal.

**PESTICIDE STORAGE:** Store in original container in a locked storage area inaccessible to children and domestic animals. Protect container from freezing.

**[For Plastic Containers – Nonrefillable with capacities equal to or less than 5 gallons:]**

**PESTICIDE DISPOSAL AND CONTAINER HANDLING:** Nonrefillable container. Do not reuse or refill

this container. **If empty:** Place in trash or offer for recycling if available. **Partly filled:** Call your local solid waste agency or www.website.com for disposal instructions. Never place unused product down any indoor or outdoor drain.

**HOW IT WORKS:**

**Facts and Tips**

- EH-1388 Herbicide is a multipurpose herbicide designed to control a broad spectrum of emerged annual and perennial weed species. EH-1388 Herbicide will control unwanted species of grass, sedge, broadleaf weeds, and certain woody species around trees, shrubs, fences.
- This product kills plants by inhibiting the production of a substance found only in plants. It enters plants through the sprayed foliage and moves to the roots.
- This product is nonselective and will kill or injure all vegetation contacted by the spray. Do not spray plants or grasses you like—they may die too. Not recommended for spot weed control in lawns since this product kills lawn grasses.
- No soil residual activity—any product not absorbed by plants breaks down into natural materials without moving in or on the soil to untreated plants.
- Plants that have not emerged at the time of application will not be controlled.
- Time to symptoms—best results will be obtained when the weed species are actively growing. Visible effects are gradual—wilting and yellowing, advancing to complete browning and root destruction. Weeds usually yellow and wilt within 2 to 4 days and plant death occurs in 1 to 2 weeks.

**Product Description and Spray Coverage:** This product is a nonselective herbicide that will kill all vegetation contacted. This herbicide kills unwanted plants by inhibiting the production of a substance found only in plants. It enters plants through the sprayed foliage and moves to the roots. Avoid direct spray or drift onto desirable plants, lawn grasses, shrubs and trees. Protect desirable plants and vegetation with a piece of plastic or cardboard. If desirable plants are accidentally sprayed, wash plants with water immediately. Any glyphosate not absorbed by the plant is broken down into natural materials. This product has no soil residual activity and thus will not affect nearby untreated plants.

**WHERE TO USE:**

**For General Weed Control and Spot Spraying**

- Use to prepare sites for large plantings, for planting flower beds, for planting fruit trees, ornamentals, vegetables, garden sites and to renovate lawns.
- Along and on sidewalks, gravel/brick walkways, paths, curbs, paved areas (private roads and streets), driveways, parking areas, recreational areas.
- Along ornamental lawns and turfgrass. Edging along/around lawns/yards and landscape plantings.
- In areas for lawn replacement or lawn renovation/replacement.
- Around or near ornamental/shade trees, fruit and nut trees, grapevines, shrubs, groundcovers, flower beds, mulched landscape beds.
- For garden plot preparation, vegetable plot preparation, and small fruits and berries plot preparation.
- For flower garden preparation.
- Along fences, hedgerows, under fencelines.
- Around rocks, signposts, light posts, or on fringe areas.
- Around or along buildings/structures, foundations, patios, houses, mobile homes, vacant lots, urban areas, domestic outdoor premises, and other areas associated with household or home life.
- Urban areas where total vegetation control is desired.
- Farmsteads where total vegetation control is desired: around farmstead building foundations, along fences, hedgerows, fencerows, under fencelines, around shelter belts and other areas where nonselective weed control is desired.
- Can be used for habitat restoration, controlling exotic vegetation, and for site preparation of wildlife food plots.

**TOUGH WEED CONTROL (ANNUALS, PERENNIALS, BRUSH).**

**CONTROLS WEEDS AND GRASSES INCLUDING LAWN AND TURFGRASS SPECIES:**

EH-1388 Herbicide will provide full or partial control (suppression) of these lawn and turfgrass species:

Bahiagrass	Canarygrass, reed	Kikuyugrass
Bentgrass, colonial, creeping and redtop	Carpetgrass	Orchardgrass
Bermudagrass, common and hybrid	Centipede grass	Paspalum spp.
Bluegrass, annual, rough, and Kentucky	Fescues, chewings, hard, red, tall, sheep	Ryegrass, annual, Italian, perennial, and hardy
Bromegrass, downy and smooth	Foxtail, green, yellow, creeping, meadow, giant	St. Augustinegrass
Buffalograss	Johnsongrass	Zoysiagrass or Japanese lawnglass

**WOODY SPECIES:**

EH-1388 Herbicide will provide full or partial control (suppression) of these woody species:

Alder	Hickory	Poison hemlock
Blackberry	Kudzu	Oak
Barberry	Lantana	Quaking aspen
Caenothus spp.	Maple	Raspberry
Cherry	Multiflora rose	Sumac
Coyote brush	Mock orange †	Trumpet creeper
Dewberry	Manzanita	Wild blackberry
Elm	Pine	Western red cedar †
Elderberry	Poison ivy	Willow
Honeysuckle	Poison oak	†Not for use in California

**ANNUAL AND PERENNIAL WEED SPECIES:**

EH-1388 Herbicide will provide full or partial control (suppression) of these annual and perennial weed species:

Artichoke, Jerusalem	Fiddleneck	Nimblewill	Tansy ragwort
Barnyardgrass	Field bindweed	Oleander †	Tansy mustard
Beggarweed	Field pennycress	Oxalis	Texas panicum
Bittercress	Field sandbur	Pampas grass	Thistle
Black medic	Filaree	Pennsylvania smartweed	Timothy
Broadleaf plantain	Florida pusley	Pigweed	Toadflax
Buckhorn plantain	Garden spurge	Plantain	Torpedograss
Bull thistle	Goosegrass	Prickly lettuce	Trailing lantana
Burclover	Green foxtail	Primrose	Tumble mustard
Canada thistle	Guineagrass	Prostrate spurge	Vaseygrass
Chickweed	Hemp sesbania	Puncturevine	Velvetleaf
Clover	Henbit	Purple cudweed	Virginia-creeper
Cocklebur	Horsenettle	Purple nutsedge	White clover
Common groundsel	Horseradish	Purslane	Whitetop
Common mullien	Horseweed/marestail	Quackgrass	Wild barley
Common ragweed	Iceplant	Ragweed	Wild carrot
Coral-bead	Ironweed	Red clover	Wild geranium
Crabgrass	Knapweed	Red sorrel †	Wild morningglory
Creeping beggarweed	Knawel	Redroot pigweed	Wild mustard
Creeping Charlie	Knotweed	Shepherdspurse	Wild oats
Curly dock	Lambsquarters	Smartweed	Wild sweet potato
Dallisgrass	London rocket	Smooth catsear	Witchgrass
Dandelion	Lovegrass	Smooth pigweed	Yarrow
Evening primrose	Mallow	Sowthistle	Yellow nutsedge



Fall panicum	Marijuana	Spotted spurge	Yellow oxalis
False dandelion	Milkweed	Spurge	Yellow starthistle
Fennel	Mouseear chickweed	Sunflower	and many other weeds
<b>†Not for use in California</b>			

**WHEN TO USE [WHEN TO APPLY]:**


Apply to actively growing weeds when the vegetation is green. Use when the wind is calm to avoid drift. Make applications on warm sunny days when the daytime temperature is above 60°F. Weed control is accelerated by warm sunny weather. Weeds usually begin to wilt within hours with complete kill in 1 to 2 weeks. Rain or watering 2 hours after application will not wash away effectiveness. Hard-to-control weeds and thick lawn grasses (like bermudagrass) may require a second application.

**HOW TO USE [HOW TO APPLY]:**

This product is formulated for spot treatment of individual weeds and grasses or for treatment of large areas as instructed on this label.

To apply this product use any of the following equipment:

- Plastic, aluminum or stainless steel tank sprayer
- Ortho Dial' N Spray®
- Ortho Spray-Ette®
- A hose end sprayer recommended for herbicides.
- Hand-trigger pump sprayer.
- **Do not use or store in galvanized or unlined steel sprayer, or through any irrigation system or sprinkling can.**
- Apply to evenly and thoroughly wet weeds and grasses.
- Use a tank type sprayer with a coarse spray nozzle for spot treatments.
- Use the Ortho Dial 'N Spray® or other hose end sprayer to treat large areas such as for lawn renovation or to prepare sites for planting flower beds or vegetable gardens.
- Treated weeds begin to wilt in about 2 to 4 days with complete kill of the weed including the root in 2 to 4 weeks.
- EH-1388 Herbicide does not move or build up in the soil to affect untreated plants growing nearby.
- Ornamental plantings can be made 3 days after treatment. Vegetable gardens can be seeded or planted 3 days after treatment.
- For lawn replacement, lawns may be replanted 1 week after spraying.
- Measure the correct amount of EH-1388 Herbicide and water to add to sprayer from the directions below.



**TABLE 1. SPRAY PREPARATION WITH HOSE END SPRAYERS AND TANK SPRAYERS:**

SPRAYER TYPE	MIXING INSTRUCTIONS		TREAT
	Annuals or General Weed Control	Tough Weed Control Perennial Weeds	
Standard Tank Sprayer	<ul style="list-style-type: none"> <li>Use 2.25 fl.oz. of EH-1388 Herbicide in 1 gallon of water.</li> </ul>	<ul style="list-style-type: none"> <li>Use 4.5 fl.oz. of EH-1388 Herbicide in 1 gallon of water.</li> </ul>	300 sq. ft. (30 ft x 10 ft)
Ortho Dial 'N Spray <sup>®</sup> Hose End Sprayer	<ul style="list-style-type: none"> <li>Add 2.25 fl.oz. of EH-1388 Herbicide to sprayer jar.</li> <li>DO NOT ADD WATER.</li> <li>Set dial to 3 oz. and apply.</li> </ul>	<ul style="list-style-type: none"> <li>Add 4.5 fl.oz. of EH-1388 Herbicide to sprayer jar.</li> <li>DO NOT ADD WATER.</li> <li>Set dial to 5 oz. and apply.</li> </ul>	300 sq. ft.
Ortho Spray-Ette <sup>®</sup> Hose end Sprayer	<ul style="list-style-type: none"> <li>Add 8 fl.oz. of EH-1388 Herbicide to sprayer jar.</li> <li>Fill to 4 gallon mark.</li> </ul>	<ul style="list-style-type: none"> <li>Add 16 fl.oz. of EH-1388 Herbicide to sprayer jar.</li> <li>Fill to 4 gallon mark.</li> </ul>	1200 sq. ft. (30 ft x 40 ft)
Hand Trigger Sprayers	<ul style="list-style-type: none"> <li>Use 1 tbs. (0.5 fl.oz.) of EH-1388 Herbicide in 24 fl.oz. of water.</li> </ul>	<ul style="list-style-type: none"> <li>Use 2 tbs. ( 1.0 fl.oz.) of EH-1388 Herbicide in 24 fl.oz. of water.</li> </ul>	Use for spot treatments or single weeds

EQUIVALENT MEASUREMENTS
1 teaspoon (tsp.)
1 tablespoon (tbs.) = 3 teaspoons (tsp.)
1 fluid ounce (fl.oz.) = 2 tablespoons (tbs.)
2 fluid ounces (fl.oz.) = 4 tablespoons (tbs.)

**EH-1388 Herbicide in these container sizes will treat these approximate areas:**

CONTAINER SIZE	ANNUAL WEEDS (Treated Area, Sq.Ft.)	PERENNIAL WEEDS (Treated Area, Sq.Ft.)
1 pint	2,400 sq. ft.	1,200 sq.ft.
1 quart	4,800 sq. ft.	2,400 sq.ft.
2 quart (1/2 gallon)	9,600 sq. ft.	4,800 sq.ft.
1 gallon	19,200 sq. ft. ft.	9,600 sq.ft.

**CLEANING APPLICATION EQUIPMENT:**

To clean sprayer after use, rinse spray equipment thoroughly and flush all sprayer components with water 3 times after use. Spray rinsate on bare soil or gravel surface. Do not apply rinsate to treated weeds. Only after a very thorough cleaning can the sprayer or spray equipment be used for application of other products.

**WHERE TO USE**

**For General Weed Control:** Use near fences, in paths, patios, sidewalks, curbs and driveways, around ornamental trees, shrubs, flower beds and plantings, around buildings. Control weeds in brick and gravel walks. Use for trimming and edging landscapes. NOT recommended for spot weed treatment in lawns, since glyphosate kills all green plants, including lawn grasses.

**Spot Treatments:** Spray directly on actively growing weeds in and around flower beds, ornamental trees, fruit and nut trees, grapevines, shrubs, fences, driveways and walkways. Do not spray fruit and nut trees or grapevines directly.

**For Landscaping:**


- Prepare areas for planting of ornamentals, trees, shrubs, desert landscapes, rock gardens, flower beds or similar plantings.
- Delay mowing, tilling, or disturbing the treated vegetation for at least seven (7) days after application of this product for the best results. However, if the treated vegetation is not disturbed, planting or transplanting of trees, flowers, shrubs, bedding plants may be done at one (1) day after application.

**For Wildlife Areas Site Preparation:**

- Prepare areas for planting wildlife food.
- Control undesirable and exotic plants to allow for recovery or planting of native species.
- Make treatments to remove unwanted plants. Take care to keep spray off desirable plants.

**For Lawn Renovation and Lawn Replacement:**

- Spot treatments or broadcast applications can be used to establish or renovate warm season and cool season turfgrass from seed or planting stock. This product may be applied before planting, seeding, sprigging, plugging, or sodding.
- Use EH-1388 Herbicide to remove the existing lawn and kill weeds and grasses. Uniform and complete spray coverage of all existing vegetation is required.
- Bermudagrass, nutsedge, torpedograss and deep rooted perennials may require a second treatment in 5 to 7 days.
- For best results, apply in spring or fall when daytime temperatures are at least 60° F.
- Best results are obtained when one mowing is skipped before and after the application of this product.
- If the lawn is dry, water lawn before applying EH-1388 Herbicide. Water again 2 to 3 days after application.
- Hose end sprayers and tank sprayers are appropriate for localized spot treatments and broadcast (entire) applications on small turfgrass areas, e.g. ~10,000 sq.ft. Refer to Table 1 for the spray preparation using hose end sprayers and tank sprayers.
- Conventional sprayers fitted with spray booms and spray guns are appropriate for broadcast (entire) applications on large turfgrass areas, e.g. ~20,000 sq.ft. Refer to Table 2 for the spray preparation using power spray equipment suitable for large turfgrass areas.
- Seeding, sprigging, plugging or sodding may be done at seven (7) days after application of this product. Prepare the soil for planting by raking, roto-tilling, vertical cutting, or other tillage method.
- Rake up and remove loosened thatch or debris.
- Mix in starter fertilizer and soil amendments if needed. Establish the lawn according to local cultural practices.



**TABLE 2. SPRAY PREPARATION FOR LAWN RENOVATION AND LAWN REPLACEMENT USING POWER SPRAY EQUIPMENT WITH BROADCAST APPLICATIONS.**

Site	Major Weed Species	Amount of Product, Quarts/Acre	Spray Volume, Gals./Acre	Amount of Product, fl.oz/1000sqft	Spray Volume, Gals/1000sqft	Precautions, Restrictions & Comments
Lawn & turf seedbeds (prior to establishment):	Many annual and perennial grasses and broadleaf weeds, including annual bluegrass, crabgrass, lambsquarters and ragweed.	Annual weeds: 1.8 - 3.6  Perennial weeds: 5.5 - 9.5	≤ 25  ≤ 25	1.3 - 2.6  4.0 - 7.0	< 1  < 1	<p><b>SITE PREPARATION</b> (preplant, preemergence, renovation): This product may be applied before planting or renovation of turf. Applications must be made prior to the emergence of the turf to avoid turf injury. For maximum control of existing vegetation, delay planting to determine if any regrowth from escape underground plant parts occurs. Where repeat treatments necessary, sufficient regrowth must be attained prior to application. For warm season grasses, such as bermudagrass, summer or fall applications provide best control.</p> <p>Do not disturb soil or underground plant parts before treatment.</p> <p>Tillage or renovation techniques such as vertical mowing, coring or slicing should be delayed for 7 days after application to allow proper translocation into underground plant parts.</p> <p>This product does not provide residual control.</p>
	Bahiagrass	5.5 - 9.5	≤ 25	4.0 - 7.0	< 1	
	Bentgrass, colonial, creeping	2.7 - 3.6	≤ 25	2.0 - 2.6	< 1	
	Bermudagrass, common and hybrid	5.5 - 9.5	≤ 25	4.0 - 7.0	< 1	
	Bluegrass, annual, rough and Kentucky	1.8 - 3.6	≤ 25	1.3 - 2.6	< 1	
	Bromegrass, downy and smooth	1.8 - 3.6	≤ 25	1.3 - 2.6	< 1	
	Orchardgrass	1.8 - 3.6	≤ 25	1.3 - 2.6	< 1	
	Canarygrass, reed	3.6 - 5.5	≤ 25	2.6 - 4.0	< 1	
	Fescue, tall	3.6 - 5.5	≤ 25	2.6 - 4.0	< 1	
	Fescues, chewing, hard, red, sheep	5.5 - 9.5	≤ 25	4.0 - 7.0	< 1	
	Johnsongrass and ryegrass, annual, perennial	1.8 - 5.5	≤ 25	1.3 - 4.0	< 1	
	Kikuyugrass	3.6 - 5.5	≤ 25	2.6 - 4.0	< 1	
	Quackgrass and yellow nutsedge	3.6 - 5.5	≤ 25	2.6 - 4.0	< 1	
	Other perennial grasses listed on this label	5.5 - 9.5	≤ 25	4.0 - 7.0	< 1	

**FARMSTEADS AND FENCEROWS:** EH-1388 Herbicide will control kochia, multiflora rose, thistle in areas where total vegetation control is desired. Specific instructions for farmsteads are presented in Table 3.

**TABLE 3. SPRAY PREPARATION FOR FARMSTEADS USING POWER SPRAY EQUIPMENT.**

Site	Major Weed Species	Amount of Product, Quarts/Acre	Spray Volume, Gals./Acre	Amount of Product, fl.oz/1000sqft	Spray Volume, Gals/1000sqft	Precautions, Restrictions & Comments
Farmsteads where total vegetation control is desired: around farmstead building foundations, along fences, hedgerows, fencerows, under fencelines, around shelter belts and other area where nonselective weed control is desired.	Annual and perennial weeds, including crabgrass, foxtail, Johnsongrass, kochia, morningglory, multiflora rose, pigweed, trumpetreeper, thistle, woody brush.	Annual weeds: 1.8 - 3.6 Perennial weeds: 5.5 - 9.5 Woody brush & trees: 5.5 - 9.5	3 - 40 3 - 40 3 - 40	1.3 - 2.6 4.0 - 7.0 4.0 - 7.0	≤ 1.0 ≤ 1.0 ≤ 1.0	<p><b>SITE PREPARATION</b> (preplant, preemergence, renovation):</p> <p><b>BARE GROUND:</b> Repeated applications of this product may be used on emerged weeds to maintain bare ground.</p> <p><b>NONSELECTIVE POSTEMERGENCE:</b></p> <p>Annuals and Perennials: Apply to foliage of emerged weeds. Apply at early growth stages of annual weeds and when perennial weeds are approaching maturity.</p> <p>Woody brush and trees: Apply this product after full leaf expansion. Use the higher rate for larger plants and/or dense areas of growth. On vines, use the higher rate for plants that have reached the woody stage of growth. Best results are obtained when applications are made in late summer or fall after fruit formation.</p> <p>In arid areas, best results are obtained when applications are made in the spring to early summer when brush species are at high moisture content and are flowering.</p> <p>Allow 7 or more days after application before tillage, mowing or removal. Repeat treatments may be necessary to control plants regenerating from underground parts or seed.</p> <p>Reduced performance may result if fall treatments are made following a frost.</p>

## FOR BRUSH CONTROL

### Foliar Sprays For Brush:

- Cut back brush that is taller than 5 feet and then spray regrowth.
- For maximum activity, weeds should be growing vigorously at the time of the postemergent applications. The most favorable period for treatment occurs after full leaf stage in the spring and continues into early summer. Brush treated in the late fall may not be fully controlled.
- Spray uniformly the foliage of the vegetation to be controlled. Apply for full coverage and thorough brush/weed contact.
- Follow-up applications of this product or with a different herbicide may be needed under less favorable growing conditions and for hard-to-control species including blackberry, poison oak, and kudzu. Another choice for effective brush control is Gordon's Cleanout® Brush and Stump Spray. Gordon's Cleanout® Brush and Stump Spray is recommended to control undesirable woody plants including buckbrush, poison ivy, multiflora rose, and sumac. Foliar applications of Gordon's Cleanout® Brush and Stump Spray are appropriate during the period of active growth of the brush. Cut stump, basal bark, and frill treatments of Gordon's Cleanout® Brush and Stump Spray may be applied any time of year.

### Sprayers And Techniques For Brush Control:

This product may be applied with the following application equipment:

- Hand-held and high-volume spray equipment - knapsack and backpack sprayers, pump-up pressure sprayers, spray guns and other hand-held spray equipment used to direct the spray onto weed foliage
- High volume spray equipment for spray-to-wet applications.

### For Perennial Weeds And Brush:

Apply a 3.5-9.0% vol/vol solution of this product. Use coarse sprays only.

**TABLE 4. SPRAY PREPARATIONS FOR PERENNIAL WEEDS, VINES, AND BRUSH WITH HAND HELD AND HIGH VOLUME SPRAY APPLICATIONS:**

DESIRED VOLUME, GALLONS	AMOUNT OF PRODUCT (fl.oz.)	
	3.5% vol/vol	9.0% vol/vol
1 gallon	4.5 fl.oz	11.5 fl.oz
2 gallons	9.0 fl.oz	23.0 fl.oz
3 gallons	13.5 fl.oz	34.5 fl.oz

### Cut-Surface Stump Treatment:

Cut stump treatments are effective on stumps with diameters larger than 3-4 inches in diameter.

- Cut trees and brush close to the soil surface. Apply this to the freshly cut surface of the stump *immediately* after cutting. Delays in application may reduce the effectiveness.
- Apply the *undiluted product* for full and thorough coverage of the cut surface. Treat the entire circumference of the stump by drenching the cambium (the outermost wood between the pith and the bark).
- Treatment will control or suppress many types of woody brush and trees, such as alder, bluegum eucalyptus, madrone, oak, giant reed, saltcedar, sweetgum and tan oak.
- The most favorable period for cut stump treatment occurs after full leaf stage in the spring and continues into early summer. Brush and trees treated in the late fall may not be fully controlled.

- Follow-up applications of this product or with a different herbicide may be needed under less favorable growing conditions and for hard-to-control species. Another choice for effective control with a cut-surface stump treatment is Gordon's Cleanout® Brush and Stump Spray.

**For Vine Control:**

- If vines are growing up poles, fences, or tree trunks with mature bark, cut vines to a height of 3 to 4 feet and spray vines thoroughly.
- If vines are climbing shrubs or tree trunks with green bark, cut vines at base and treat as directed for stumps or spray regrowth. If spraying regrowth, shield shrubs and green bark from spray drift with a piece of cardboard or plastic.

Refer to Tables 4 and 5 to determine the amount of EH-1388 Herbicide to mix with water for vine and perennial weed control.

**TABLE 5. SPRAY PREPARATION WITH HOSE END SPRAYERS AND TANK SPRAYERS FOR VINES AND PERENNIAL WEED CONTROL:**

SPRAYER TYPE	MIXING INSTRUCTIONS	TREAT
	Tough Weed Control Perennials or Vines	
Standard Tank Sprayer	<ul style="list-style-type: none"> <li>• Use 4.5 fl.oz. (9 tbs.) of EH-1388 Herbicide in 1 gallon of water.</li> </ul>	300 sq. ft. (30 ft x 10 ft)
Ortho Dial 'N Spray® Hose End Sprayer	<ul style="list-style-type: none"> <li>• Add 4.5 fl.oz. (9 tbs.) of EH-1388 Herbicide to sprayer jar.</li> <li>• DO NOT ADD WATER.</li> <li>• Set dial to 5 oz. and apply.</li> </ul>	300 sq. ft.
Ortho Spray-Ette® Hose end Sprayer	<ul style="list-style-type: none"> <li>• Add 16 fl.oz. of EH-1388 Herbicide to sprayer jar.</li> <li>• Fill to 4 gallon mark.</li> </ul>	1200 sq. ft. (30 ft x 40 ft)
Hand Trigger Sprayers	<ul style="list-style-type: none"> <li>• Use 1.0 fl.oz. (2 tbs.) of EH-1388 Herbicide in 24 fl.oz. of water.</li> </ul>	Use for spot treatments or single weeds

**GARDENS (VEGETABLES, HERBS, SMALL FRUITS AND BERRIES):**

This product may be applied before planting or transplanting of vegetables (garden crops), herbs and small fruits and berries. This product may be used as a broad spectrum postemergent herbicide prior to planting to control annual and perennial weeds including field bindweed, Johnsongrass, or dallisgrass.

Spray the undesirable vegetation on a spray-to-wet basis. Uniform and complete spray coverage of all existing vegetation is required.

**RESEEDING AND REPLANTING IN SPRAYED AREAS**

**ORNAMENTALS AND FLOWERS:** Reseed or replant one (1) day after application.

**VEGETABLES:** Wait three (3) days before planting or transplanting the vegetables listed below:

- |                 |                     |                |               |
|-----------------|---------------------|----------------|---------------|
| Beans           | Cucumber            | Mango melon    | Radish        |
| Beet greens     | Eggplant            | Melons         | Rhubarb       |
| Broccoli        | Endive              | Muskmelon      | Rutabaga      |
| Brussels sprout | Garlic              | Mustard greens | Spinach       |
| Cabbage         | Gourds              | Okra           | Summer squash |
| Cantaloupe      | Honeydew melon      | Onion          | Sweet potato  |
| Carrot          | Honeyball melon     | Rape greens    | Tomatillo     |
| Cauliflower     | Horseradish         | Parsley        | Tomato        |
| Casaba melon    | Jerusalem artichoke | Parsnips       | Turnip        |
| Chard (Swiss)   | Kale                | Peas           | Watercress    |
| Chicory         | Kohlrabi            | Pepper         | Watermelon    |
| Collards        | Leek                | Persian melon  | Winter squash |

Corn  
Crenshaw melon

Lettuce

Potato  
Pumpkin

Yams

\*Tomatoes planted from seed only. Wait thirty (30) days for transplants. For vegetables not listed or for tomato transplants, wait thirty (30) days before planting.

**SMALL FRUITS AND BERRIES:** Blackberry, black raspberry, blueberry, boysenberry, currant, dewberry, elderberry, gooseberry, huckleberry, loganberry, olallieberry, and red raspberry may be planted by seed, rooted cutting, or transplant 7 days after spraying EH-1388 Herbicide. Wait thirty (30) days after application before planting of all other unlisted small fruits and berries.

**FRUIT TREES, NUT TREES, CANEBERRIES OR GRAPEVINES:** If this product is used to control weeds around fruit or nut trees, caneberries or grapevines, wait twenty-one (21) days before harvesting and eating the fruits or nuts.

Use the following table to determine the amount of EH-1388 Herbicide to mix with water for use in gardens (vegetables, herbs, small fruits and berries). Close cap tightly after use.

**TABLE 6. SPRAY PREPARATION WITH HOSE END SPRAYERS AND TANK SPRAYERS FOR USE IN GARDENS, (VEGETABLES, HERBS, SMALL FRUITS, AND BERRIES):**

SPRAYER TYPE	MIXING INSTRUCTIONS		TREAT
	Annuals or General Weed Control	Tough Weed Control Perennial Weeds	
Standard Tank Sprayer	<ul style="list-style-type: none"> <li>Use 2.25 fl.oz. of EH-1388 Herbicide in 1 gallon of water.</li> </ul>	<ul style="list-style-type: none"> <li>Use 4.5 fl.oz. of EH-1388 Herbicide in 1 gallon of water.</li> </ul>	300 sq. ft. (30 ft x 10 ft)
Ortho Dial 'N Spray <sup>®</sup> Hose End Sprayer	<ul style="list-style-type: none"> <li>Add 2.25 fl.oz. of EH-1388 Herbicide to sprayer jar.</li> <li>DO NOT ADD WATER.</li> <li>Set dial to 3 oz. and apply.</li> </ul>	<ul style="list-style-type: none"> <li>Add 4.5 fl.oz. of EH-1388 Herbicide to sprayer jar.</li> <li>DO NOT ADD WATER.</li> <li>Set dial to 5 oz. and apply.</li> </ul>	300 sq. ft.
Ortho Spray-Ette <sup>®</sup> Hose end Sprayer	<ul style="list-style-type: none"> <li>Add 8 fl.oz. of EH-1388 Herbicide to sprayer jar.</li> <li>Fill to 4 gallon mark.</li> </ul>	<ul style="list-style-type: none"> <li>Add 16 fl.oz. of EH-1388 Herbicide to sprayer jar.</li> <li>Fill to 4 gallon mark.</li> </ul>	1200 sq. ft. (30 ft x 40 ft)
Hand Trigger Sprayers	<ul style="list-style-type: none"> <li>Use 0.5 fl.oz. (1 tbs.) of EH-1388 Herbicide in 24 fl.oz. of water.</li> </ul>	<ul style="list-style-type: none"> <li>Use 1 fl.oz. (2 tbs.) of EH-1388 Herbicide in 24 fl.oz. of water.</li> </ul>	Use for spot treatments or single weeds

**LIMITED WARRANTY AND DISCLAIMER.**

The manufacturer warrants only that the chemical composition of this product conforms to the ingredient statement given on the label, and that the product is reasonably suited for the labeled use when applied according to the Directions for Use.

THE MANUFACTURER NEITHER MAKES NOR INTENDS ANY OTHER EXPRESS OR IMPLIED WARRANTIES, INCLUDING ANY WARRANTY OF MERCHANTABILITY OR FITNESS FOR A PARTICULAR PURPOSE, WHICH ARE EXPRESSLY DISCLAIMED. This limited warranty does not extend to the use of the product inconsistent with label instructions, warnings or cautions, or to use of the product under abnormal conditions such as drought, excessive rainfall, tornadoes, hurricanes, etc. These factors are beyond the control of the manufacturer or the seller. Any damages arising from a breach of the manufacturer's warranty shall be limited to direct damages, and shall not include indirect or consequential damages such as loss of profits or values, except as otherwise provided by law.

The terms of this Limited Warranty and Disclaimer cannot be varied by any written or verbal statements or agreements. No employee or agent of the seller is authorized to vary or exceed the terms of this Limited Warranty and Disclaimer in any manner.

[brand name] is a trademark of PBI/GORDON Corporation

Ortho, Ortho Dial 'N Spray<sup>®</sup>, and Ortho Spray-Ette<sup>®</sup> are registered trademarks of Monsanto Company.



# EH-1388 HERBICIDE

Alternate Brand Names: GroundWork Concentrate 25% Weed & Grass Killer

Sublabel 2: This sublabel is intended for the GroundWork brand.

ACTIVE INGREDIENT:	
Isopropylamine salt of glyphosate* .....	25.0%
OTHER INGREDIENTS: .....	<u>75.0%</u>
TOTAL	100.0%

\*N-(phosphonomethyl) glycine

## KEEP OUT OF REACH OF CHILDREN

### CAUTION

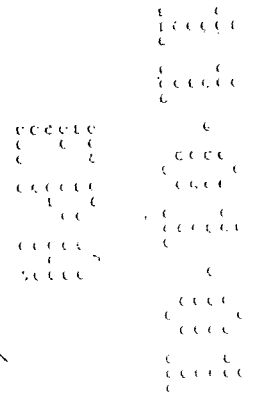
See [back/side/inside panel or booklet]  
for additional Precautionary Statements and First Aid  
or, [Peel open for use directions and further information]

**NET CONTENTS: (16 fl. oz., Quart, 40 fl. oz.,  
1/2 Gallon, 1 Gallon)**

954/AP072911  
EPA Reg. No. 2217-846  
EPA Est. No. 2217-KS-2  
MANUFACTURED BY:



Telephone: 800-821-7925





**READ THE ENTIRE LABEL FIRST. OBSERVE ALL PRECAUTIONS AND FOLLOW DIRECTIONS CAREFULLY.**

**PRECAUTIONARY STATEMENTS**

**Hazards to Humans & Domestic Animals**

**CAUTION:** Causes moderate eye irritation. Harmful if absorbed through skin. Harmful if swallowed. Avoid contact with skin, eyes or clothing. Wash thoroughly with soap and water.

**First Aid**

<b>If swallowed:</b>	<ul style="list-style-type: none"> <li>• Call a poison control center or doctor immediately for treatment advice.</li> <li>• Have person sip a glass of water if able to swallow.</li> <li>• Do not induce vomiting unless told to do so by a poison control center or doctor.</li> <li>• Do not give anything by mouth to an unconscious person.</li> </ul>
<b>If on skin or clothing:</b>	<ul style="list-style-type: none"> <li>• Take off contaminated clothing.</li> <li>• Rinse skin immediately with plenty of water for 15 - 20 minutes.</li> <li>• Call a poison control center or doctor for treatment advice.</li> </ul>
<b>If inhaled:</b>	<ul style="list-style-type: none"> <li>• Move person to fresh air.</li> <li>• If person is not breathing, call 911 or an ambulance, then give artificial respiration, preferably mouth-to mouth if possible.</li> <li>• Call a poison control center or doctor for treatment advice.</li> </ul>
<b>If in eyes:</b>	<ul style="list-style-type: none"> <li>• Hold eye open and rinse slowly and gently with water for 15 - 20 minutes. Remove contact lenses, if present, after the first 5 minutes, then continue rinsing eye.</li> <li>• Call a poison control center or doctor for treatment advice.</li> </ul>
Have the product container or label with you when calling a poison control center or doctor or going for treatment.	

**ENVIRONMENTAL HAZARDS:**

Do not apply directly to water. Do not contaminate water when disposing of equipment washwater and rinsate.

**PHYSICAL OR CHEMICAL HAZARDS:**

Combustible. Do not use or store near heat or open flame.

**DIRECTIONS FOR USE**

It is a violation of Federal law to use this product in a manner inconsistent with its labeling.

Keep children and pets out of treated areas until sprays have dried.

**STORAGE & DISPOSAL**

Do not contaminate water, food, or feed by storage and disposal.

**PESTICIDE STORAGE:** Store in original container in a locked storage area inaccessible to children and domestic animals. Protect container from freezing.

**[For Plastic Containers – Nonrefillable with capacities equal to or less than 5 gallons:]**

**PESTICIDE DISPOSAL AND CONTAINER HANDLING:** Nonrefillable container. Do not reuse or refill this container. **If empty:** Place in trash or offer for recycling if available. **If partly filled:** Call your local

solid waste agency or www.w...ite.com for disposal instructions. Never p...e unused product down any indoor or outdoor drain.

**HOW IT WORKS:**

**Facts and Tips**

- EH-1388 Herbicide is a multipurpose herbicide designed to control a broad spectrum of emerged annual and perennial weed species. EH-1388 Herbicide will control unwanted species of grass, sedge, broadleaf weeds, and certain woody species around trees, shrubs, fences.
- This product kills plants by inhibiting the production of a substance found only in plants. It enters plants through the sprayed foliage and moves to the roots.
- This product is nonselective and will kill or injure all vegetation contacted by the spray. Do not spray plants or grasses you like—they may die too. Not recommended for spot weed control in lawns since this product kills lawn grasses.
- No soil residual activity—any product not absorbed by plants breaks down into natural materials without moving in or on the soil to untreated plants.
- Plants that have not emerged at the time of application will not be controlled.
- Time to symptoms—best results will be obtained when the weed species are actively growing. Visible effects are gradual—wilting and yellowing, advancing to complete browning and root destruction. Weeds usually yellow and wilt within 2 to 4 days and plant death occurs in 1 to 2 weeks.

**Product Description and Spray Coverage:** This product is a nonselective herbicide that will kill all vegetation contacted. This herbicide kills unwanted plants by inhibiting the production of a substance found only in plants. It enters plants through the sprayed foliage and moves to the roots. Avoid direct spray or drift onto desirable plants, lawn grasses, shrubs and trees. Protect desirable plants and vegetation with a piece of plastic or cardboard. If desirable plants are accidentally sprayed, wash plants with water immediately. Any glyphosate not absorbed by the plant is broken down into natural materials. This product has no soil residual activity and thus will not affect nearby untreated plants.

**WHERE TO USE:**

**For General Weed Control and Spot Spraying**

- Use to prepare sites for large plantings, for planting flower beds, for planting fruit trees, ornamentals, vegetables, garden sites and to renovate lawns.
- Along and on sidewalks, gravel/brick walkways, paths, curbs, paved areas (private roads and streets), driveways, parking areas, recreational areas.
- Along ornamental lawns and turfgrass. Edging along/around lawns/yards and landscape plantings.
- In areas for lawn replacement or lawn renovation/replacement.
- Around or near ornamental/shade trees, fruit and nut trees, grapevines, shrubs, groundcovers, flower beds, mulched landscape beds.
- For garden plot preparation, vegetable plot preparation, and small fruits and berries plot preparation.
- For flower garden preparation.
- Along fences, hedgerows, under fencelines.
- Around rocks, signposts, light posts, or on fringe areas.
- Around or along buildings/structures, foundations, patios, houses, mobile homes, vacant lots, urban areas, domestic outdoor premises, and other areas associated with household or home life.
- Urban areas where total vegetation control is desired.
- Farmsteads where total vegetation control is desired: around farmstead building foundations, along fences, hedgerows, fencerows, under fencelines, around shelter belts and other areas where nonselective weed control is desired.

**TOUGH WEED CONTROL (ANNUALS, PERENNIALS, BRUSH).**

**CONTROLS WEEDS AND GRASSES INCLUDING LAWN AND TURFGRASS SPECIES:**

EH-1388 Herbicide will provide full or partial control (suppression) of these lawn and turfgrass species:

Bahiagrass	Canarygrass, reed	Kikuyugrass
Bentgrass, colonial, creeping and redtop	Carpetgrass	Orchardgrass
Bermudagrass, common and hybrid	Centipedegrass	Paspalum spp.
Bluegrass, annual, rough, and Kentucky	Fescues, chewings, hard, red, tall, sheep	Ryegrass, annual, Italian, perennial, and hardy
Bromegrass, downy and smooth	Foxtail, green, yellow, creeping, meadow, giant	St. Augustinegrass
Buffalograss	Johnsongrass	Zoysiagrass or Japanese lawngrass

**WOODY SPECIES:**

EH-1388 Herbicide will provide full or partial control (suppression) of these woody species:

Alder	Hickory	Poison hemlock
Blackberry	Kudzu	Oak
Barberry	Lantana	Quaking aspen
Caenothus spp.	Maple	Raspberry
Cherry	Multiflora rose	Sumac
Coyote brush	Mock orange †	Trumpet creeper
Dewberry	Manzanita	Wild blackberry
Elm	Pine	Western red cedar †
Elderberry	Poison ivy	Willow
Honeysuckle	Poison oak	<b>†Not for use in California</b>

**ANNUAL AND PERENNIAL WEED SPECIES:**

EH-1388 Herbicide will provide full or partial control (suppression) of these annual and perennial weed species:

Artichoke, Jerusalem	Fiddleneck	Nimblewill	Tansy ragwort
Barnyardgrass	Field bindweed	Oleander †	Tansy mustard
Beggarweed	Field pennycress	Oxalis	Texas panicum
Bittercress	Field sandbur	Pampas grass	Thistle
Black medic	Filaree	Pennsylvania smartweed	Timothy
Broadleaf plantain	Florida pusley	Pigweed	Toadflax
Buckhorn plantain	Garden spurge	Plantain	Torpedograss
Bull thistle	Goosegrass	Prickly lettuce	Trailing lantana
Burclover	Green foxtail	Primrose	Tumble mustard
Canada thistle	Guineagrass	Prostrate spurge	Vaseygrass
Chickweed	Hemp sesbania	Puncturevine	Velvetleaf
Clover	Henbit	Purple cudweed	Virginia-creeper
Cocklebur	Horsenettle	Purple nutsedge	White clover
Common groundsel	Horseradish	Purslane	Whitetop
Common mullien	Horseweed/marestail	Quackgrass	Wild barley
Common ragweed	Iceplant	Ragweed	Wild carrot
Coral-bead	Ironweed	Red clover	Wild geranium
Crabgrass	Knapweed	Red sorrel †	Wild morning glory
Creeping beggarweed	Knawel	Redroot pigweed	Wild mustard
Creeping Charlie	Knotweed	Shepherdspurse	Wild oats
Curly dock	Lambsquarters	Smartweed	Wild sweet potato
Dallisgrass	London rocket	Smooth catsear	Witchgrass
Dandelion	Lovegrass	Smooth pigweed	Yarrow
Evening primrose	Mallow	Sowthistle	Yellow nutsedge
Fall panicum	Mayweed	Spotted spurge	Yellow oxalis

2/28

False dandelion Fennel	M. weed Mouseear chickweed	Spurge Sunflower	Yellow starthistle and many other weeds <b>†Not for use in California</b>
---------------------------	-------------------------------	---------------------	---

**WHEN TO USE [WHEN TO APPLY]:**


Apply to actively growing weeds when the vegetation is green. Use when the wind is calm to avoid drift. Make applications on warm sunny days when the daytime temperature is above 60°F. Weed control is accelerated by warm sunny weather. Weeds usually begin to wilt within hours with complete kill in 1 to 2 weeks. Rain or watering 2 hours after application will not wash away effectiveness. Hard-to-control weeds and thick lawn grasses (like bermudagrass) may require a second application.

**HOW TO USE [HOW TO APPLY]:**

This product is formulated for spot treatment of individual weeds and grasses or for treatment of large areas as instructed on this label.

To apply this product use any of the following equipment:

- Plastic, aluminum or stainless steel tank sprayer
- Ortho Dial' N Spray®
- Ortho Spray-Ette®
- A hose end sprayer recommended for herbicides.
- Hand-trigger pump sprayer.
- **Do not use or store in galvanized or unlined steel sprayer, or through any irrigation system or sprinkling can.**
- Apply to evenly and thoroughly wet weeds and grasses.
- Use a tank type sprayer with a coarse spray nozzle for spot treatments.
- Use the Ortho Dial 'N Spray® or other hose end sprayer to treat large areas such as for lawn renovation or to prepare sites for planting flower beds or vegetable gardens.
- Treated weeds begin to wilt in about 2 to 4 days with complete kill of the weed including the root in 2 to 4 weeks.
- EH-1388 Herbicide does not move or build up in the soil to affect untreated plants growing nearby.
- Ornamental plantings can be made 3 days after treatment. Vegetable gardens can be seeded or planted 3 days after treatment.
- For lawn replacement, lawns may be replanted 1 week after spraying.
- Measure the correct amount of EH-1388 Herbicide and water to add to sprayer from the directions below.



**TABLE 1. SPRAY PREPARATION WITH HOSE END SPRAYERS AND TANK SPRAYERS:**

SPRAYER TYPE	MIXING INSTRUCTIONS		TREAT
	Annuals or General Weed Control	Tough Weed Control Perennial Weeds	
Standard Tank Sprayer	<ul style="list-style-type: none"> <li>Use 2.25 fl.oz. of EH-1388 Herbicide in 1 gallon of water.</li> </ul>	<ul style="list-style-type: none"> <li>Use 4.5 fl.oz. of EH-1388 Herbicide in 1 gallon of water.</li> </ul>	300 sq. ft. (30 ft x 10 ft)
Ortho Dial 'N Spray <sup>®</sup> Hose End Sprayer	<ul style="list-style-type: none"> <li>Add 2.25 fl.oz. of EH-1388 Herbicide to sprayer jar.</li> <li>DO NOT ADD WATER.</li> <li>Set dial to 3 oz. and apply.</li> </ul>	<ul style="list-style-type: none"> <li>Add 4.5 fl.oz. of EH-1388 Herbicide to sprayer jar.</li> <li>DO NOT ADD WATER.</li> <li>Set dial to 5 oz. and apply.</li> </ul>	300 sq. ft.
Ortho Spray-Ette <sup>®</sup> Hose end Sprayer	<ul style="list-style-type: none"> <li>Add 8 fl.oz. of EH-1388 Herbicide to sprayer jar.</li> <li>Fill to 4 gallon mark.</li> </ul>	<ul style="list-style-type: none"> <li>Add 16 fl.oz. of EH-1388 Herbicide to sprayer jar.</li> <li>Fill to 4 gallon mark.</li> </ul>	1200 sq. ft. (30 ft x 40 ft)
Hand Trigger Sprayers	<ul style="list-style-type: none"> <li>Use 1 tbs. (0.5 fl.oz.) of EH-1388 Herbicide in 24 fl.oz. of water.</li> </ul>	<ul style="list-style-type: none"> <li>Use 2 tbs. ( 1.0 fl.oz.) of EH-1388 Herbicide in 24 fl.oz. of water.</li> </ul>	Use for spot treatments or single weeds

EQUIVALENT MEASUREMENTS
1 teaspoon (tsp.)
1 tablespoon (tbs.) = 3 teaspoons (tsp.)
1 fluid ounce (fl.oz.) = 2 tablespoons (tbs.)
2 fluid ounces (fl.oz.) = 4 tablespoons (tbs.)

**EH-1388 Herbicide in these container sizes will treat these approximate areas:**

CONTAINER SIZE	ANNUAL WEEDS (Treated Area, Sq.Ft.)	PERENNIAL WEEDS (Treated Area, Sq.Ft.)
1 pint	2,400 sq. ft.	1,200 sq.ft.
1 quart	4,800 sq. ft.	2,400 sq.ft.
2 quart (1/2 gallon)	9,600 sq. ft.	4,800 sq.ft.
1 gallon	19,200 sq. ft..	9,600 sq.ft.

**CLEANING APPLICATION EQUIPMENT:**

To clean sprayer after use, rinse spray equipment thoroughly and flush all sprayer components with water 3 times after use. Spray rinsate on bare soil or gravel surface. Do not apply rinsate to treated weeds. Only after a very thorough cleaning can the sprayer or spray equipment be used for application of other products.

**WHERE TO USE**

**For General Weed Control:** Use near fences, in paths, patios, sidewalks, curbs and driveways, around ornamental trees, shrubs, flower beds and plantings, around buildings. Control weeds in brick and gravel walks. Use for trimming and edging landscapes. NOT recommended for spot weed treatment in lawns, since glyphosate kills all green plants, including lawn grasses.


**Spot Treatments:** Spray directly on actively growing weeds in and around flower beds, ornamental trees, fruit and nut trees, grapevines, shrubs, fences, driveways and walkways. Do not spray fruit and nut trees or grapevines directly.

**For Landscaping:**

- Prepare areas for planting of ornamentals, trees, shrubs, desert landscapes, rock gardens, flower beds or similar plantings.
- Delay mowing, tilling, or disturbing the treated vegetation for at least seven (7) days after application of this product for the best results. However, if the treated vegetation is not disturbed, planting or transplanting of trees, flowers, shrubs, bedding plants may be done at one (1) day after application.

**For Lawn Renovation and Lawn Replacement:**

- Spot treatments or broadcast applications can be used to establish or renovate warm season and cool season turfgrass from seed or planting stock. This product may be applied before planting, seeding, sprigging, plugging, or sodding.
- Use EH-1388 Herbicide to remove the existing lawn and kill weeds and grasses. Uniform and complete spray coverage of all existing vegetation is required.
- Bermudagrass, nutsedge, torpedograss and deep rooted perennials may require a second treatment in 5 to 7 days.
- For best results, apply in spring or fall when daytime temperatures are at least 60° F.
- Best results are obtained when one mowing is skipped before and after the application of this product.
- If the lawn is dry, water lawn before applying EH-1388 Herbicide. Water again 2 to 3 days after application.
- Hose end sprayers and tank sprayers are appropriate for localized spot treatments and broadcast (entire) applications on small turfgrass areas, e.g. ~10,000 sq.ft. Refer to Table 1 for the spray preparation using hose end sprayers and tank sprayers.
- Conventional sprayers fitted with spray booms and spray guns are appropriate for broadcast (entire) applications on large turfgrass areas, e.g. ~20,000 sq.ft. Refer to Table 2 for the spray preparation using power spray equipment suitable for large turfgrass areas.
- Seeding, sprigging, plugging or sodding may be done at seven (7) days after application of this product. Prepare the soil for planting by raking, roto-tilling, vertical cutting, or other tillage method.
- Rake up and remove loosened thatch or debris.
- Mix in starter fertilizer and soil amendments if needed. Establish the lawn according to local cultural practices.



**TABLE 2. SPRAY PREPARATION FOR LAWN RENOVATION AND LAWN REPLACEMENT USING POWER SPRAY EQUIPMENT WITH BROADCAST APPLICATIONS.**

Site	Major Weed Species	Amount of Product, Quarts/Acre	Spray Volume, Gals./Acre	Amount of Product, fl.oz/1000sqft	Spray Volume, Gals/1000sqft	Precautions, Restrictions & Comments
Lawn & turf seedbeds (prior to establishment):	Many annual and perennial grasses and broadleaf weeds, including annual bluegrass, crabgrass, lambsquarters and ragweed.	Annual weeds: 1.8 - 3.6 Perennial weeds: 5.5 - 9.5	≤ 25	1.3 - 2.6	< 1	<p><b>SITE PREPARATION</b> (preplant, preemergence, renovation): This product may be applied before planting or renovation of turf. Applications must be made prior to the emergence of the turf to avoid turf injury. For maximum control of existing vegetation, delay planting to determine if any regrowth from escaped underground plant parts occurs. Where repeat treatments necessary, sufficient regrowth must be attained prior application. For warm season grasses, such as bermudagrass, summer or fall applications provide best control.</p> <p>Do not disturb soil or underground plant parts before treatment. Tillage or renovation techniques such as vertical mowing, coring or slicing should be delayed for 7 days after application to allow proper translocation into underground plant parts.</p> <p>This product does not provide residual control.</p>
	Bahigrass	5.5 - 9.5	≤ 25	4.0 - 7.0	< 1	
	Bentgrass, colonial, creeping	2.7 - 3.6	≤ 25	2.0 - 2.6	< 1	
	Bermudagrass, common and hybrid	5.5 - 9.5	≤ 25	4.0 - 7.0	< 1	
	Bluegrass, annual, rough and Kentucky	1.8 - 3.6	≤ 25	1.3 - 2.6	< 1	
	Bromegrass, downy and smooth	1.8 - 3.6	≤ 25	1.3 - 2.6	< 1	
	Orchardgrass	1.8 - 3.6	≤ 25	1.3 - 2.6	< 1	
	Canarygrass, reed	3.6 - 5.5	≤ 25	2.6 - 4.0	< 1	
	Fescue, tall	3.6 - 5.5	≤ 25	2.6 - 4.0	< 1	
	Fescues, chewings, hard, red, sheep	5.5 - 9.5	≤ 25	4.0 - 7.0	< 1	
	Johnsongrass and ryegrass, annual, perennial	1.8 - 5.5	≤ 25	1.3 - 4.0	< 1	
	Kikuyugrass	3.6 - 5.5	≤ 25	2.6 - 4.0	< 1	
	Quackgrass and yellow nutsedge	3.6 - 5.5	≤ 25	2.6 - 4.0	< 1	
	Other perennial grasses listed on this label	5.5 - 9.5	≤ 25	4.0 - 7.0	< 1	



**FARMSTEADS AND FENCEROWS:** EH-1388 Herbicide will control kochia, multiflora rose, thistle in areas where total vegetation control is desired. Specific instructions for farmsteads are presented in Table 3.

**TABLE 3. SPRAY PREPARATION FOR FARMSTEADS USING POWER SPRAY EQUIPMENT.**

Site	Major Weed Species	Amount of Product, Quarts/Acre	Spray Volume, Gals./Acre	Amount of Product, fl.oz/1000sqft	Spray Volume, Gals/1000sqft	Precautions, Restrictions & Comments
Farmsteads where total vegetation control is desired: around farmstead building foundations, along fences, hedgerows, fencerows, under fencelines, around shelter belts and other area where nonselective weed control is desired.	Annual and perennial weeds, including crabgrass, foxtail, Johnsongrass, kochia, morningglory, multiflora rose, pigweed, trumpetcreeper, thistle, woody brush.	Annual weeds: 1.8 - 3.6 Perennial weeds: 5.5 - 9.5 Woody brush & trees: 5.5 - 9.5	3 - 40	1.3 - 2.6	≤ 1.0	<p><b>SITE PREPARATION</b> (preplant, preemergence, renovation):</p> <p><b>BARE GROUND:</b> Repeated applications of this product may be used on emerged weeds to maintain bare ground.</p> <p><b>NONSELECTIVE POSTEMERGENCE:</b></p> <p>Annuals and Perennials: Apply to foliage of emerged weeds. Apply at early growth stages of annual weeds and when perennial weeds are approaching maturity.</p> <p>Woody brush and trees: Apply this product after full leaf expansion. Use the higher rate for larger plants and/or dense areas of growth. On vines, use the higher rate for plants that have reached the woody stage of growth. Best results are obtained when applications are made in late summer or fall after fruit formation.</p> <p>In arid areas, best results are obtained when applications are made in the spring to early summer when brush species are at high moisture content and are flowering.</p> <p>Allow 7 or more days after application before tillage, mowing or removal. Repeat treatments may be necessary to control plants regenerating from underground parts or seed.</p> <p>Reduced performance may result if fall treatments are made following a frost.</p>
			3 - 40	4.0 - 7.0	≤ 1.0	
			3 - 40	4.0 - 7.0	≤ 1.0	

**GARDENS (VEGETABLES, HERBS, SMALL FRUITS AND BERRIES):**

This product may be applied before planting or transplanting of vegetables (garden crops), herbs and small fruits and berries. This product may be used as a broad spectrum postemergent herbicide prior to planting to control annual and perennial weeds including field bindweed, Johnsongrass, or dallisgrass.

Spray the undesirable vegetation on a spray-to-wet basis. Uniform and complete spray coverage of all existing vegetation is required.

**RESEEDING AND REPLANTING IN SPRAYED AREAS**

**ORNAMENTALS AND FLOWERS:** Reseed or replant one (1) day after application.

**VEGETABLES:** Wait three (3) days before planting or transplanting the vegetables listed below:

Beans	Cucumber	Mango melon	Radish
Beet greens	Eggplant	Melons	Rhubarb
Broccoli	Endive	Muskmelon	Rutabaga
Brussels sprout	Garlic	Mustard greens	Spinach
Cabbage	Gourds	Okra	Summer squash
Cantaloupe	Honeydew melon	Onion	Sweet potato
Carrot	Honeyball melon	Rape greens	Tomatillo
Cauliflower	Horseradish	Parsley	Tomato*
Casaba melon	Jerusalem artichoke	Parsnips	Turnip
Chard (Swiss)	Kale	Peas	Watercress
Chicory	Kohlrabi	Pepper	Watermelon
Collards	Leek	Persian melon	Winter squash
Corn	Lentils	Potato	Yams
Crenshaw melon	Lettuce	Pumpkin	

\*Tomatoes planted from seed only. Wait thirty (30) days for transplants. For vegetables not listed or for tomato transplants, wait thirty (30) days before planting.

**SMALL FRUITS AND BERRIES:** Blackberry, black raspberry, blueberry, boysenberry, currant, dewberry, elderberry, gooseberry, huckleberry, loganberry, olallieberry, and red raspberry may be planted by seed, rooted cutting, or transplant 7 days after spraying EH-1388 Herbicide. Wait thirty (30) days after application before planting of all other unlisted small fruits and berries.

**FRUIT TREES, NUT TREES, CANEBERRIES OR GRAPEVINES:** If this product is used to control weeds around fruit or nut trees, caneberreries or grapevines, wait twenty-one (21) days before harvesting and eating the fruits or nuts.

Use the following table to determine the amount of EH-1388 Herbicide to mix with water for use in gardens (vegetables, herbs, small fruits and berries). Close cap tightly after use.

	cccccc
	cccccc
cccccc	cccccc
cccccc	cccccc
cccccc	cccccc
cccccc	cccccc
cccccc	cccccc
cccccc	cccccc
cccccc	cccccc
cccccc	cccccc

**TABLE 4. SPRAY PREPARATION WITH HOSE END SPRAYERS AND TANK SPRAYERS FOR USE IN GARDENS, (VEGETABLES, HERBS, SMALL FRUITS, AND BERRIES):**

SPRAYER TYPE	MIXING INSTRUCTIONS		TREAT
	Annuals or General Weed Control	Tough Weed Control Perennial Weeds	
Standard Tank Sprayer	<ul style="list-style-type: none"> <li>Use 2.25 fl.oz. of EH-1388 Herbicide in 1 gallon of water.</li> </ul>	<ul style="list-style-type: none"> <li>Use 4.5 fl.oz. of EH-1388 Herbicide in 1 gallon of water.</li> </ul>	300 sq. ft. (30 ft x 10 ft)
Ortho Dial 'N Spray <sup>®</sup> Hose End Sprayer	<ul style="list-style-type: none"> <li>Add 2.25 fl.oz. of EH-1388 Herbicide to sprayer jar.</li> <li>DO NOT ADD WATER.</li> <li>Set dial to 3 oz. and apply.</li> </ul>	<ul style="list-style-type: none"> <li>Add 4.5 fl.oz. of EH-1388 Herbicide to sprayer jar.</li> <li>DO NOT ADD WATER.</li> <li>Set dial to 5 oz. and apply.</li> </ul>	300 sq. ft.
Ortho Spray-Ette <sup>®</sup> Hose end Sprayer	<ul style="list-style-type: none"> <li>Add 8 fl.oz. of EH-1388 Herbicide to sprayer jar.</li> <li>Fill to 4 gallon mark.</li> </ul>	<ul style="list-style-type: none"> <li>Add 16 fl.oz. of EH-1388 Herbicide to sprayer jar.</li> <li>Fill to 4 gallon mark.</li> </ul>	1200 sq. ft. (30 ft x 40 ft)
Hand Trigger Sprayers	<ul style="list-style-type: none"> <li>Use 0.5 fl.oz. (1 tbs.) of EH-1388 Herbicide in 24 fl.oz. of water.</li> </ul>	<ul style="list-style-type: none"> <li>Use 1 fl.oz. (2 tbs.) of EH-1388 Herbicide in 24 fl.oz. of water.</li> </ul>	Use for spot treatments or single weeds

**LIMITED WARRANTY AND DISCLAIMER.**

The manufacturer warrants only that the chemical composition of this product conforms to the ingredient statement given on the label, and that the product is reasonably suited for the labeled use when applied according to the Directions for Use.

THE MANUFACTURER NEITHER MAKES NOR INTENDS ANY OTHER EXPRESS OR IMPLIED WARRANTIES, INCLUDING ANY WARRANTY OF MERCHANTABILITY OR FITNESS FOR A PARTICULAR PURPOSE, WHICH ARE EXPRESSLY DISCLAIMED. This limited warranty does not extend to the use of the product inconsistent with label instructions, warnings or cautions, or to use of the product under abnormal conditions such as drought, excessive rainfall, tornadoes, hurricanes, etc. These factors are beyond the control of the manufacturer or the seller. Any damages arising from a breach of the manufacturer's warranty shall be limited to direct damages, and shall not include indirect or consequential damages such as loss of profits or values, except as otherwise provided by law.

The terms of this Limited Warranty and Disclaimer cannot be varied by any written or verbal statements or agreements. No employee or agent of the seller is authorized to vary or exceed the terms of this Limited Warranty and Disclaimer in any manner.

[brand name] is a trademark of PBI/GORDON Corporation

Ortho, Ortho Dial 'N Spray<sup>®</sup>, and Ortho Spray-Ette<sup>®</sup> are registered trademarks of Monsanto Company.

**APPENDIX**

***1. Advertising claims that may be presented on container labeling of supplemental registrants:***

- ◆ kills common broadleaf weeds and grasses
- ◆ Kills weeds and grasses
- ◆ for general multipurpose weed control
- ◆ water-based formula
- ◆ no odor
- ◆ for nonselective post emergent control of unwanted vegetation
- ◆ contains glyphosate
- ◆ treats approximately # \_\_\_\_\_ sq. ft./treats over # \_\_\_\_\_ sq. ft. (dependent upon container size)
- ◆ systemic weed and grass killer for spot treatment of unwanted weeds and grasses

- ◆ eliminates undesirable vegetation in 2-4 weeks
- ◆ kills roots and all in 2-4 weeks
- ◆ kills to the root/down to the root/roots and all
- ◆ no residual activity in soil
- ◆ for use around flower beds, trees and shrubs, fences, walks, mulch beds, gravel and driveways
- ◆ for use around flower beds, trees, shrubs, fences and walks
- ◆ kills weeds near/under fences, in driveways, on patios, in paths, sidewalks, cracks, walkways, gardens, trees, shrubs, flower beds, mulch beds, graveled areas and curbs
- ◆ controls weeds and unwanted vegetation around trees, shrubs, and in flower beds
- ◆ use to prepare sites for planting fruit trees, shrubs and ornamentals
- ◆ multipurpose grass and broadleaf weed control
- ◆ for outdoor use only
- ◆ use for lawn renovation
- ◆ can reseed lawns 7 days after treatment
- ◆ can be applied with a tank sprayer or hose end sprayer
- ◆ visible results in 3 days
- ◆ complete kill down to the root in 3 to 4 weeks
- ◆ [More Concentrated][Makes \_\_\_\_ gallons of spray][Value pack]
- ◆ [Rain-Proof in hours][Rain-Proof in less than \_\_\_\_ hours]
- ◆ Won't wash off
- ◆ No root. No weed. No problem.
- ◆ Gets to the root of the problem.
- ◆ Use for planting site preparation for large plantings, such as flowerbeds, fruit trees, ornamentals, vegetables, garden sites and to renovate lawns.
- ◆ Can be used around small fruits and vegetables.
- ◆ Kills weeds you don't want in the garden
- ◆ Gets rid of weeds in flowerbeds and along fences, around trees, shrubs, driveways, walkways, in and around fences, patios, paths, sidewalk cracks, walkways and trails.
- ◆ Can be used for habitat restoration, controlling exotic vegetation, and for site preparation of wildlife food plots.
- ◆ [For product information and a complete list of weeds controlled] [For more information] [For questions or comments], [call toll-free 1 8xx-yyy-zzzz or visit (website address)]
- ◆ Covers up to XXX[\*]
- ◆ Makes up to [30] gallons[\*]
- ◆ \* When mixed XXX of product with YYY of water.
- ◆ \* When mixed at the rate of XXX per YYY of water
- ◆ Lawn reseeding in 3 to 7 days
- ◆ Lawn renovation
- ◆ Garden renovation
- ◆ Fenceline cleanup and more
- ◆ Rain fast in hours
- ◆ Even kills the roots
- ◆ 25% More Free!
- ◆ Contains Glyphosate and Surfactant
- ◆ Lawn Renovation—Driveways—Fenceline and More!
- ◆ For outdoor use
- ◆ Great for garden preparation
- ◆ Allows grass reseeding in one week
- ◆ Glyphosate 25%

