

2217 -845

11/17/2013

1/45



UNITED STATES ENVIRONMENTAL PROTECTION AGENCY
WASHINGTON, D.C. 20460

OFFICE OF CHEMICAL SAFETY
AND POLLUTION PREVENTION

James Kuntsman
PBI/Gordon Corporation
1217 W.12th Street
P.O. Box 014090
Kansas City, Missouri 64101-0090

1-17-13

Subject: EPA Reg. 2217-845 / EH-1386 Herbicide Notification

Dear Mr. Kuntsman:

The Agency is in receipt of your Application for Pesticide Notification under Pesticide Registration Notice (PRN) 98-10 dated 9-10-12 for the product EPA Reg. 2217-845 / EH-1386 Herbicide. The Registration Division (RD) has conducted a review of this request for its applicability under PRN 98-10 and finds that the action requested falls within the scope of PRN 98-10. The label submitted with the application has been stamped "Notification" and will be placed in our records.

If you have any questions please call Erik Kraft at 703-308-9358 or email at Kraft.Erik@epa.gov.

Sincerely,

A handwritten signature in black ink, appearing to be "Bo Davis".

Kable "Bo" Davis
Product Manager 25
Herbicide Branch
Registration Division (7505P)

2/45



United States
Environmental Protection Agency
 Washington, DC 20460

Registration
 Amendment
 Other

OPP Identifier Number

Application for Pesticide - Section I

1. Company/Product Number 2217-845	2. EPA Product Manager Kable Bo Davis	3. Proposed Classification <input checked="" type="checkbox"/> Non <input type="checkbox"/> Restricted
4. Company/Product (Name) EH 1386 Herbicide	PM# Product Manager—Team 25	
5. Name and Address of Applicant (Include ZIP Code) PBI/Gordon Corporation Post Office Box 014090 Kansas City, Missouri 64101 <input type="checkbox"/> Check if this is a new address	6. Expedited Review. In accordance with FIFRA Section 3(c)(3) (b)(i), my product is similar or identical in composition and labeling to: EPA Reg. No. _____ Product Name _____	

Section - II

Amendment - Explain below. Final printed labels in response to Agency letter dated _____

Resubmission in response to Agency letter dated _____ "Me Too" Application.

Notification - Explain below. Other - Explain below.

Explanation: Use additional page(s) if necessary. (For section I and Section II.)

NOTIFICATION: Labeling notification per PRN 98-10: Section II (A), (M), and (N) for: EH-1386 Herbicide (EPA Reg. No. 2217-845).

Add Alternate Brand Names, make spelling and/or grammatical corrections, add chart in sublabel 2 (back label restatement of DFU), and add ad claims as described in the attached letter.

Section - III

1. Material This Product Will Be Packaged In:			
Child-Resistant Packaging <input type="checkbox"/> Yes* <input checked="" type="checkbox"/> No	Unit Packaging <input type="checkbox"/> Yes <input checked="" type="checkbox"/> No	Water Soluble Packaging <input type="checkbox"/> Yes <input checked="" type="checkbox"/> No	2. Type of Container: <input type="checkbox"/> Metal <input checked="" type="checkbox"/> Plastic <input type="checkbox"/> Glass <input type="checkbox"/> Paper <input type="checkbox"/> Other (Specify)
* Certification must be submitted		If "Yes" Unit Packaging wgt. No. per container	If "Yes" Package wgt. No. per container
3. Location of Net Contents Information <input type="checkbox"/> Label <input type="checkbox"/> Container	4. Size(s) Retail Container 1 Pint, 1 Quart, 40 fl. oz., ½, 1, 2.5, 30, or 55 Gallons	5. Location of Label Directions <input checked="" type="checkbox"/> On Label <input type="checkbox"/> On Labeling accompanying product	
6. Manner in Which Label is Affixed to Product <input type="checkbox"/> Lithograph <input type="checkbox"/> Other _____ <input checked="" type="checkbox"/> Paper glued <input type="checkbox"/> Stenciled			

Section - IV

1. Contact Point (Complete items directly below for identification of individual to be contacted, if necessary, to process this application.)

Name James L. Kunstman, Ph.D.	Title Director of Regulatory Services	Telephone No. (Include Area Code) 816-460-6287
----------------------------------	--	---

Certification
 I certify that the statements I have made on this form and all attachments thereto are true, accurate and complete. I acknowledge that any knowingly false or misleading statement may be punishable by fine or imprisonment or both under applicable law.

2. Signature 	3. Title Director of Regulatory Services	6. Date Application Received (Stamped)
4. Typed Name James L. Kunstman, Ph.D.	5. Date January 7, 2013	



3/45



1217 W. 12th STREET · P.O. BOX 014090
KANSAS CITY, MISSOURI 64101-0090
816-421-4070 · 1-800-821-7925
FAX: 816-474-0462

September 10, 2012

Document Processing Desk (NOTIF)
Office of Pesticide Programs (7504P)
U.S. Environmental Protection Agency
Room S-4900, One Potomac Yard
2777 South Crystal Drive
Arlington, VA 22202-4501
Attn: Mr. Kable Bo Davis, PM Team 25

Dear Mr. Davis

NOTIFICATION: Labeling notification per PRN 98-10: Section II (A), (M), and (N) for: EH-1386 Herbicide (EPA Reg. No. 2217-845).

- I.** We ask to add these alternate brand names:
 - Gordon's Top Plot Weed and Grass Killer Concentrate
 - Top Plot Weed and Grass Killer Concentrate

- II.** We propose to place a chart in the Directions for Use section of sublabel 2 providing a new presentation of already approved use directions. The chart can be viewed on page 40 of the enclosed draft labeling.

- III.** Other revisions:
Spelling and grammatical errors have been corrected and can be seen on pages 13, 15, 37 and 38. An updated phone number is listed on page 40.
We ask to add ad claims consistent with previously approved claims, located in the Appendix area of the proposed labeling. Please see page 41.

- IV.** *Enclosures:*
The administrative portion of this application includes the following:
 1. Application for Pesticide Amendment (EPA Form 8570-1).
 2. One (1) copy of the proposed labeling with annotations
 3. One (1) copy of the proposed labeling without annotations
 4. One compact disc (CD) of the draft labeling

Please contact me at 816/460-6292 or via e-mail at jkunstman@pbigordon.com if you have questions concerning this submission.

Sincerely,

James L. Kunstman, Ph.D.
Director of Regulatory Services




(//Notification // 4/45
Acceptable

EH-1386 HERBICIDE

EPA Reg. No. 2217-845

Two sublabels represent the entire or master label of EH-1386 HERBICIDE. Please refer to the appropriate section of the labeling as shown as follows:

Section
Label language common to all sublabels
Sublabel 1. Existing label
Sublabel 2. For wildlife food plots
Appendix
Document Control Information





9/45

Label Language Common To All Sublabels

EH-1386 HERBICIDE

EPA Reg. No. 2217-845

Alternate Brand Name: GroundWork Concentrate 50% Super Weed & Grass Killer, Gordon's Top Plot Weed and Grass Killer Concentrate, Top Plot Weed and Grass Killer Concentrate

ACTIVE INGREDIENT:

*Glyphosate (N-(phosphonomethyl)glycine) in the form of its isopropylamine salt	50.0%
OTHER INGREDIENTS:	50.0%
TOTAL	100.00%

THIS PRODUCT CONTAINS:

4.8 lb per U.S. gallon of the active ingredient glyphosate in the form of its isopropylamine salt.
Equivalent to 3.6 lb per U.S. gallon of the acid, glyphosate.

KEEP OUT OF REACH OF CHILDREN

CAUTION

[optional table of contents]

TABLE OF CONTENTS	
SECTION	
I.	Precautionary Statements
II.	Storage and Disposal
III.	Product Information
IV.	Spray Preparation and Tank Mixtures
V.	Application Equipment and Techniques <ul style="list-style-type: none"> • Aerial Equipment • Ground Equipment • Hand Held High Volume
VI.	Weeds Controlled <ul style="list-style-type: none"> • Annuals and Specific Use Directions • Perennials and Specific Use Directions • Woody Brush and Trees and Specific Use Directions
VII.	Aquatic Sites



6/45

TABLE OF CONTENTS	
SECTION	
VIII.	Noncropland Sites <ul style="list-style-type: none"> • Lawn and Turf • Shelterbelts • Landscape Plantings • Nurseries • Farmsteads • Rights-of-Way • Annual and Perennial Grass Suppression • Orchard Floors • Fallow Land • Pasture

STOP! READ THE ENTIRE LABEL FIRST. OBSERVE ALL PRECAUTIONS AND FOLLOW DIRECTIONS CAREFULLY.

PRECAUTIONARY STATEMENTS

Hazards to Humans and Domestic Animals

CAUTION: Causes moderate eye irritation. Harmful if absorbed through the skin. Harmful if swallowed. Avoid contact with skin, eyes or clothing. Wash thoroughly with soap and water after handling.

Personal Protective Equipment (PPE)

Some materials that are chemical resistant to this product are listed below. If you want more options, follow the instructions for category A on an EPA chemical resistant category chart. Applicators and other handlers must wear: long-sleeved shirt and long pants, chemical resistant gloves category A such as butyl rubber, natural rubber, neoprene rubber, or nitrile rubber ≥14 mils., and shoes plus socks.

Engineering Control Statements

When handlers use enclosed cabs or aircraft in a manner that meets the requirements listed in the Worker Protection Standard (WPS) for agricultural pesticides [40 CFR 170.240(d)(4-6)], the handler PPE requirements may be reduced or modified as specified in the WPS.

User Safety Recommendations

- Users should wash hands before eating, drinking, chewing gum, using tobacco or using the toilet.
- Users should remove clothing immediately if pesticide gets inside. Then wash thoroughly and put on clean clothing.
- Users should remove PPE immediately after handling this product. Wash the outside of gloves before removing. As soon as possible, wash thoroughly and change into clean clothing.

First Aid

If swallowed:	<ul style="list-style-type: none"> • Call a poison control center or doctor immediately for treatment advice. • Have person sip a glass of water if able to swallow. • Do not induce vomiting unless told to do so by the poison control center or doctor. • Do not give anything by mouth to an unconscious person.
If on skin or clothing:	<ul style="list-style-type: none"> • Take off contaminated clothing. • Rinse skin immediately with plenty of water for 15 - 20 minutes. • Call a poison control center or doctor for treatment advice.

7/45

If inhaled:	<ul style="list-style-type: none"> • Move person to fresh air. • If person is not breathing, call 911 or an ambulance, then give artificial respiration, preferably mouth-to-mouth if possible. • Call a poison control center or doctor for treatment advice.
If in eyes:	<ul style="list-style-type: none"> • Hold eye open and rinse slowly and gently with water for 15 - 20 minutes. Remove contact lenses, if present, after the first 5 minutes, then continue rinsing eye. • Call a poison control center or doctor for treatment advice.
Have the product container or label with you when calling a poison control center or doctor or going for treatment.	

Domestic Animals

This product is considered to be relatively nontoxic to dogs and other domestic animals; however, ingestion of this product or large amounts of freshly sprayed vegetation may result in temporary gastrointestinal irritation (vomiting, diarrhea, colic, etc.) If such symptoms are observed, provide the animal with plenty of fluids to prevent dehydration. Call a veterinarian if symptoms persist for more than 24 hours.

Environmental Hazards

Do not contaminate water when disposing of equipment washwater. Treatment of aquatic weeds can result in oxygen depletion or loss due to decomposition of dead plants. This oxygen loss can cause fish suffocation. In case of spill or leak, soak up with an absorbent and remove to a landfill.

Physical Or Chemical Hazards

Combustible. Do not use or store near heat or open flame. Spray solutions of this product should be mixed, stored and applied using only stainless steel, aluminum, fiberglass, plastic or plastic-lined steel containers.

DO NOT MIX, STORE OR APPLY THIS PRODUCT OR SPRAY SOLUTIONS OF THIS PRODUCT IN GALVANIZED STEEL OR UNLINED STEEL (EXCEPT STAINLESS STEEL) CONTAINERS OR SPRAY TANKS. This product or spray solutions of this product react with such containers and tanks to produce hydrogen gas which may form a highly combustible gas mixture. This gas mixture could flash or explode causing serious personal injury, if ignited by open flame, spark, welder's torch, lighted cigarette or other ignition source.

DIRECTIONS FOR USE

<p>STORAGE AND DISPOSAL</p> <p>Do not contaminate water, foodstuffs, feed or seed by storage and disposal.</p> <p>PESTICIDE STORAGE: STORE ABOVE 10° F (12°C) TO KEEP PRODUCT FROM CRYSTALLIZING. Crystals will settle to the bottom. If allowed to crystallize, place in a warm room (68°F or 20°C) for several days to allow crystals to redissolve, then shake well before using.</p> <p>PESTICIDE DISPOSAL: Wastes resulting from the use of this product may be disposed of on site or at an approved waste disposal facility.</p> <p>[For Plastic Containers – Nonrefillable with capacities equal to or less than 5 gallons:]</p> <p>CONTAINER HANDLING: Nonrefillable container. Do not reuse or refill this container. Offer for recycling, if available, or puncture and dispose of in a sanitary landfill, or by incineration, or, if allowed by state and local authorities, by burning. If burned, stay out of smoke.</p>



Triple rinse [or pressure rinse] container (or equivalent) promptly after emptying.

Triple rinse as follows: Empty the remaining contents into application equipment or a mix tank and drain for 10 seconds after the flow begins to drip. Fill the container 1/4 full with water and recap. Shake for 10 seconds. Pour rinsate into application equipment or a mix tank or store rinsate for later use or disposal. Drain for 10 seconds after the flow begins to drip. Repeat this procedure two more times.

[OR

Pressure rinse as follows: Empty the remaining contents into application equipment or a mix tank and continue to drain for 10 seconds after the flow begins to drip. Hold container upside down over application equipment or mix tank or collect rinsate for later use or disposal. Insert pressure rinsing nozzle in the side of the container, and rinse at about 40 PSI for at least 30 seconds. Drain for 10 seconds after the flow begins to drip.]

[For Plastic Containers – Nonrefillable with capacities greater than 5 gallons:]

CONTAINER HANDLING: Nonrefillable container. Do not reuse or refill this container. Offer for recycling, if available, or puncture and dispose of in a sanitary landfill, or by incineration, or, if allowed by state and local authorities, by burning. If burned, stay out of smoke.

Triple rinse [or pressure rinse] container (or equivalent) promptly after emptying.

Triple rinse as follows: Empty the remaining contents into application equipment or a mix tank. Fill the container 1/4 full with water. Replace and tighten closures. Tip container on its side and roll it back and forth, ensuring at least one complete revolution, for 30 seconds. Stand the container on its end and tip it back and forth several times. Turn the container over onto its other end and tip it back and forth several times. Empty the rinsate into application equipment or a mix tank or store rinsate for later use or disposal. Repeat this procedure two more times.

[OR

Pressure rinse as follows: Empty the remaining contents into application equipment or a mix tank and continue to drain for 10 seconds after the flow begins to drip. Hold container upside down over application equipment or mix tank or collect rinsate for later use or disposal. Insert pressure rinsing nozzle in the side of the container, and rinse at about 40 PSI for at least 30 seconds. Drain for 10 seconds after the flow begins to drip.]

[For Refillable Containers:]

CONTAINER HANDLING: Refillable container. Refill this container with pesticide only. Do not reuse this container for any other purpose.

Container cleaning: Cleaning the container before final disposal is the responsibility of the person disposing of the container. Cleaning before refilling is the responsibility of the refiller.

To clean the container before final disposal, empty the remaining contents from this container into application equipment or a mix tank. Fill the container about 10 percent full with water. Agitate vigorously or recirculate water with the pump for 2 minutes. Pour or pump rinsate into application equipment or rinsate collection system. Repeat this rinsing procedure two more times.

LIMITED WARRANTY AND DISCLAIMER

FOR USE ONLY AS DIRECTED. TO THE EXTENT CONSISTENT WITH APPLICABLE LAW, THE MANUFACTURER NEITHER MAKES NOR INTENDS ANY EXPRESS OR IMPLIED WARRANTIES, INCLUDING ANY WARRANTY OF MERCHANTABILITY OR FITNESS FOR A PARTICULAR



10/45

SUBLABEL 1 Full Label

DIRECTIONS FOR USE

It is a violation of Federal law to use this product in a manner inconsistent with its labeling.

Do not apply this product in a way that will contact workers or other persons, either directly or through drift. Only protected handlers may be in the area during application. For any requirements specific to your State or Tribe, consult the agency responsible for pesticide registration.

Agricultural Use Requirements

Use this product only in accordance with its labeling and with the Worker Protection Standard, 40 CFR part 170.

This standard contains requirements for the protection of agricultural workers on farms, forests, nurseries, and greenhouses, and handlers of agricultural pesticides. It contains requirements for training, decontamination, notification, and emergency assistance. It also contains specific instructions and exceptions pertaining to the statements on this label about personal protective equipment (PPE) and restricted-entry interval. The requirements in this box only apply to uses of this product that are covered by the Worker Protection Standard.

Do not enter or allow worker entry into treated areas during the restricted-entry interval (REI) of 4 hours.

PPE required for early entry to treated areas that is permitted under the Worker Protection Standard and that involves contact with anything that has been treated, such as plants, soil or water is: coveralls, chemical resistant gloves category A such as butyl rubber, natural rubber, neoprene rubber, or nitrile rubber ≥ 14 mil, and shoes plus socks.

Non-Agricultural Use Requirements

The requirements in this box apply to uses of this product that are NOT within the scope of the Worker Protection Standard (40 CFR Part 170) for agricultural pesticides. The WPS applies when this product is used to produce agricultural plants on farms, forests, nurseries, or greenhouses. Keep people and pets off treated areas until spray solution has dried.

PRODUCT INFORMATION:

- This product mixes readily with water and is intended to be applied as a foliar spray for the control or destruction of many herbaceous or woody plants. It may be applied through most standard industrial or field-type sprayers after dilution and thorough mixing with water in accordance with label instructions.
- This product moves through the plant from the point of foliage contact to and into the root system. Visible effects on most annual weeds occur within 2 to 4 days, but on most perennial weeds may not occur for 7 days or more. Extremely cool or cloudy weather following treatment may slow activity of this product and delay visual effects of control.
- Visible effects are gradual wilting and yellowing of the plant which advances to complete browning of above-ground growth and deterioration of underground plant parts. Unless otherwise specified on this label, delay application until vegetation has emerged and reached the growth stages described for control. Unemerged plants arising from unattached underground rhizomes or root stocks of perennials will not be affected by the herbicide and will continue to grow. For this reason, best control of most perennial weeds is obtained when treatment is made at late growth stages approaching maturity.



- Always use the higher rate of this product per acre within the specified range when weed growth is heavy or dense.
- Do not treat weeds under poor growing conditions such as drought stress, disease or insect damage, as reduced weed control may result. Reduced results may also occur when treating weeds heavily covered with dust.
- Reduced control may result when applications are made to annual or perennial weeds that have been mowed, grazed, or cut, and have not been allowed to regrow to the specified stage for treatment.
- Rainfall or irrigation occurring within 6 hours after application may reduce effectiveness. Heavy rainfall or irrigation within 2 hours after application may wash the chemical off the foliage and a repeat treatment may be required.
- This product does not provide residual weed control. For subsequent residual weed control, follow a label-approved herbicide program. Read and carefully observe the cautionary statements and all other information appearing on the labels of all herbicides used.
- Buyer and all users are responsible for all loss or damage in connection with the use or handling of mixtures of this product with herbicides or other materials that are not expressly specified in this labeling. Mixing this product with herbicides or other materials not specified on this label may result in reduced performance.
- For best results, spray coverage should be uniform and complete.
- The maximum rates stated on this product labeling apply to this product combined with the use of all other herbicides containing glyphosate or sulfosate as the active ingredient. Calculate the application rates and ensure that the total use of this and other glyphosate or sulfosate containing products does not exceed stated maximum use rates.

USE PRECAUTIONS:

- **AVOID DRIFT. EXTREME CARE MUST BE USED WHEN APPLYING THIS PRODUCT TO PREVENT INJURY TO DESIRABLE PLANTS AND CROPS.**
- Do not allow the herbicide solution to mist, drip, drift or splash onto desirable vegetation since minute quantities of this product can cause severe damage or destruction to the crop, plants, or other areas on which treatment was not intended.
- The likelihood of injury occurring from the use of this product is greatest when winds are gusty or in excess of 5 miles per hour or when other conditions, including lesser wind velocities, will allow spray drift to occur. When spraying, avoid combinations of pressure and nozzle types that will result in splatter or fine particles (mist) which are likely to drift.
- **AVOID APPLYING AT EXCESSIVE SPEED OR PRESSURE.**
- **NOTE:** Use of this product in any manner not consistent with this label may result in injury to persons, animals or crops, or other unintended consequences. Keep container closed to prevent spills and contamination.

SPRAY PREPARATION AND TANK MIXTURES:

EH1386 Herbicide is a soluble concentrate that dissolves readily in clean water (free of mud or clay). Reduced results may occur if water containing soil is used, such as water from ponds or unlined ditches. In certain applications, liquid fertilizer may replace part of the water as a diluent. Additional surfactants are not required for this formulation.

EH1386 Herbicide Alone With Water As Diluent:

1. Determine spray volume needed for the treated area. Add one-half the required amount of clean water to the spray tank.
2. Measure the specified amount of product and add EH1386 Herbicide slowly with agitation, and complete filling the tank with water.
3. Mix thoroughly and continue agitation while spraying.

Ammonium Sulfate: The addition of 1 to 2 percent dry ammonium sulfate by weight or 8.5 to 17 pounds per 100 gallons of water may increase the performance of this product, particularly when tank mixed with



12/45

certain residual herbicides on annual and perennial weeds. The equivalent rate of ammonium sulfate in a liquid formulation may also be used. Ensure that ammonium sulfate is completely dissolved in the spray tank before adding herbicides. Thoroughly rinse the spray system with clean water after use to reduce corrosion. NOTE: When using ammonium sulfate, apply this product at rates specified in this label. Lower rates will result in reduced performance.

Colorants or Dyes: Colorants or marking dyes may be added to this product. Colorants or dyes used in spray solutions of this product may reduce performance, especially at lower rates or dilutions. Use colorants or dyes according to the manufacturer's directions.

Drift Control Additives: Drift control additives may be used with all equipment types, except wiper applicators, sponge bars and CDA equipment. When a drift control additive is used, read and carefully observe the cautionary statements and all other information appearing on the additive label.

Liquid Fertilizers As Diluents: Use suitable sources and rates of fertilizer based upon local recommendations. Refer to the mixing directions on the labels of the liquid fertilizers (eg. UAN or urea solutions). Always perform a jar compatibility test before large scale mixing.

Tank Mixtures of EH1386 Herbicide:

1. Always predetermine the compatibility of labeled tank mixtures of this herbicide with water carrier by mixing small proportional quantities in advance.
2. Fill the sprayer tank one-half full with water and start agitation.
3. If a wettable powder is used, make a slurry with the water carrier, and add it SLOWLY through the screen into the tank. Continue agitation.
4. If a flowable formulation is used, premix one part flowable with one part water. Add diluted mixture SLOWLY through the screen into the tank. Continue agitation.
5. If an emulsifiable concentrate formulation is used, premix one part emulsifiable concentrate with two parts water. Add diluted mixture SLOWLY through the screen into the tank. Continue agitation.
6. Continue filling the sprayer tank with water and add the required amount of EH1386 Herbicide near the end of the filling process.
7. Add individual formulations to the spray tank as follows: wettable powder, flowable, emulsifiable concentrate, drift control additive, water-soluble liquid.
8. Maintain good agitation at all times, until the contents of the tank are sprayed. If the spray mixture is allowed to settle, thorough agitation is required to resuspend the mixture before spraying is resumed.

Sprayer Cleanup: CLEAN THE ENTIRE SPRAYER AFTER APPLICATION OF THIS PRODUCT. Failure to clean the sprayer thoroughly may result in injury to desirable crops which are subsequently sprayed.

APPLICATION EQUIPMENT AND TECHNIQUES:

Do not apply this product through any type of irrigation system.

This product may be applied with the following application equipment:

- **Aerial** - Fixed wing and helicopter
- **Ground equipment** - Power sprayers fitted with a boom or spray wand/gun may be used for broadcast applications and spot treatments. For best spray distribution and coverage, select a spray volume and delivery system that will ensure accurate and uniform coverage. Boom sprayers equipped with appropriate flat fan nozzles, tips, and screens are suitable for broadcast applications.
- Spray volumes of 3 to 30 gallons per acre with spray pressures adjusted to 20 to 40 psi are appropriate. Use higher spray volumes within the specified range for dense weed populations.
- **Controlled droplet applicator (CDA)** - The rate of this product applied per acre by vehicle-mounted CDA equipment must not be less than the amount specified in this label when applied by



conventional broadcast equipment. For vehicle-mounted CDA equipment, apply 3 to 15 gallons of water per acre. **Do not apply as a fine mist. Use coarse sprays only.**

- **Controlled droplet application equipment** produces a spray pattern which is not easily visible. Extreme care must be exercised to avoid spray or drift contacting the foliage or any other green tissue of desirable vegetation, as damage or destruction may result.
- **Selective equipment** - Recirculating sprayers, shielded and hooded sprayers, wiper applicators and sponge bars.
- **Wiper applicators and sponge bars** - Wiper applicators are devices that physically wipe appropriate amounts of this product directly onto the weed.
- **Rope or sponge wick applicators** - Mix 1 gallon of this product in 2 gallons of water to prepare a 33% solution. Apply this solution to weeds listed in this section.
- **Porous-Plastic Applicators** - Solutions ranging from 33 to 100% of this product in water may be used in porous-plastic wiper applicators.
- **Hand-held and high-volume spray equipment** - knapsack and backpack sprayers, pump-up pressure sprayers, sprayguns, handwands, lances and other hand-held and motorized spray equipment used to direct the spray onto weed foliage. Applications should be made on a spray-to-wet basis, spray coverage should be uniform and complete. Use only coarse sprays.

SPRAY PREPARATION FOR APPLICATIONS WITH HAND-HELD HIGH VOLUME EQUIPMENT:

Specific use directions for annuals, perennials, woody brush, and trees are presented in the section named WEEDS CONTROLLED. Identify the target weed species, note the weed growth stages and select the appropriate spray concentration presented in WEEDS CONTROLLED.

Spray concentrations for application with high volume equipment made on a spray-to-wet basis range from 1.0 to 2.25% vol/vol. Use the lower spray concentrations in the range for annual weeds and the higher spray concentration for perennial and hard-to-control species. The spray preparation chart for applications on a spray-to-wet basis is shown below in Table 1.

Volume (gallons)	1.0%	1.25%	1.50%	1.75%	2.25%
1 gallon	1.3 fl.oz.	1.6 fl.oz.	2.0 fl.oz.	2.2 fl.oz.	2.8 fl.oz.
25 gallons	1.0 qt.	1.25 qt.	1.5 qt.	1.75 qt.	2.25 qt.
50 gallons	2.0 qt.	2.25 qt.	3.0 qt.	3.5 qt.	4.5 qt.
100 gallons	1.0 gal.	1.25 gal.	1.50 gal.	1.75 gal.	2.25 gal.

When using application methods that result in less than complete coverage, use a 6.0% spray concentration for annual and perennial weeds and a 6.0 - 9.0% spray concentration for woody brush and trees.

If a straight-stream nozzle is used, start the application at the top of the target vegetation and spray from top to bottom in a "zig-zag" motion. Ensure that at least 50% of the leaf surface is contacted by the spray. Small open-branched trees need only be treated from one side. If foliage is thick or there are multiple root sprouts, application must be made from several sides to ensure adequate coverage.

The spray preparation chart for these applications is shown below in Table 2.

Volume (gallons)	6.0%	9.0%
1 gallon	7.7 fl.oz.	11.5 fl.oz.
25 gallons	6.0 qt.	9.0 qt.
50 gallons	3.0 gal.	4.5 gal.
100 gallons	6.0 gal.	9.0 gal.

AERIAL EQUIPMENT:

Use the specified rates of this herbicide in 3 to 20 gallons of water per acre unless otherwise specified on this label. Aerial applications of this product may be made as specifically stated on this label. Refer to the individual use area sections of this label for spray volumes and application rates.

AVOID DRIFT - DO NOT APPLY DURING INVERSION CONDITIONS, WHEN WINDS ARE GUSTY OR UNDER ANY OTHER CONDITION WHICH FAVORS DRIFT. DRIFT MAY CAUSE DAMAGE TO ANY VEGETATION CONTACTED TO WHICH TREATMENT IS NOT INTENDED. TO PREVENT INJURY TO ADJACENT DESIRABLE VEGETATION, APPROPRIATE BUFFER ZONES MUST BE MAINTAINED.

Coarse sprays are less likely to drift; therefore, do not use nozzles or nozzle configurations which dispense spray as fine spray droplets. Do not angle nozzles forward into the airstream and do not increase spray volume by increasing nozzle pressure. Drift control additives may be used. When a drift control additive is used, read and carefully observe the cautionary statements and all other information appearing on the additive label.

Ensure Uniform Application: To avoid streaked, uneven or overlapped application, use appropriate marking devices.

Thoroughly wash aircraft, especially landing gear, after each day of spraying to remove residues of this product accumulated during spraying or from spills. PROLONGED EXPOSURE OF THIS PRODUCT TO UNCOATED STEEL SURFACES MAY RESULT IN CORROSION AND POSSIBLE FAILURE OF THE PART. LANDING GEAR ARE MOST SUSCEPTIBLE. The maintenance of an organic coating (paint), which meets aerospace specification MIL-C-38413, may prevent corrosion.

SPRAY DRIFT MANAGEMENT:

DRIFT MAY CAUSE DAMAGE TO ANY OTHER VEGETATION CONTACTED TO WHICH TREATMENT IS NOT INTENDED. TO PREVENT INJURY TO ADJACENT DESIRABLE VEGETATION, APPROPRIATE BUFFER ZONES MUST BE MAINTAINED.


Avoiding spray drift at the application site is the responsibility of the applicator. The interaction of many equipment and weather-related factors determine the potential for spray drift. The applicator and the grower are responsible for considering all these factors when making decisions. The following drift management requirements must be followed to avoid off-target drift movement from aerial applications to agricultural field crops.

1. The distance of the outer most nozzles on the boom must not exceed 3/4 the length of the wingspan or rotor.
2. Nozzles must always point backward parallel with the airstream and never be pointed downwards more than 45°. Where states have more stringent regulations, they should be observed.

Importance of Droplet Size: The most effective way to reduce drift potential is to apply large droplets. The best drift management strategy is to apply the largest droplets that provide sufficient coverage and control. Applying larger droplets reduces drift potential, but will not prevent drift if applications are made improperly, or under unfavorable environmental conditions (see Wind, Temperature and Humidity, and Temperature Inversion sections of this label).

Controlling Droplet Size:

- **Volume** - Use high flow rate nozzles to apply the highest practical spray volume. Nozzles with higher rated flows produce larger droplets.
- **Pressure** - Use the lower spray pressures recommended for the nozzle. Higher pressure reduces droplet size and does not improve canopy penetration. When higher flow rates are needed, use higher flow-rate nozzles instead of increasing pressure.
- **Number of Nozzles** - Use the minimum number of nozzles that provide uniform coverage.



15/95

- **Nozzle Orientation** - Orienting nozzles so that the spray is released backwards, parallel to the airstream, will produce larger droplets than other orientations. Significant deflection from the horizontal will reduce droplet size and increase drift potential.
- **Nozzle Type** - Use a nozzle type that is designed for the intended application. With most nozzle types, narrower spray angles produce larger droplets. Consider using low-drift nozzles. Solid stream nozzles oriented straight back produce larger droplets than other nozzle types.
- **Boom Length** - For some use patterns, reducing the effective boom length to less than ¾ of the wingspan or rotor length may further reduce drift without reducing swath width.
- **Application** - Applications should not be made at a height greater than 10 feet above the top of the largest plants unless a greater height is required for aircraft safety. Making applications at the lowest height that is safe reduces exposure of droplets to evaporation and wind.
- **Swath Adjustment** - When applications are made with a cross-wind, the swath will be displaced downwind. Therefore, on the up and downwind edges of the field, the applicator must compensate for this displacement by adjusting the path of the aircraft upwind. Swath adjustment distance should increase, with increasing drift potential (higher wind, smaller drops, etc.).
- **Wind** - Drift potential is lowest between wind speeds of 2 - 10 MPH. However, many factors, including droplet size and equipment type determine drift potential at any given speed. Application should be avoided below 2 MPH due to variable wind direction and high inversion potential. Note: Local terrain can influence wind patterns. Every applicator should be familiar with local wind patterns and how they affect drift.
- **Temperature and Humidity** - When making applications in low relative humidity, set up equipment to produce larger droplets to compensate for evaporation. Droplet evaporation is most severe when conditions are both hot and dry.
- **Temperature Inversion** - Applications must not occur during a temperature inversion, because drift potential is high. Temperature inversions restrict vertical air mixing, which causes small suspended droplets to remain in a concentrated cloud. This cloud can move in unpredictable directions due to the light variable winds common during inversions. Temperature inversions are characterized by increasing temperature with altitude and are common on nights with limited cloud cover and light to no wind. They begin to form as the sun sets and often continue into the morning. Their presence can be indicated by ground fog; however, if fog is not present, inversions can also be identified by the movement of smoke from a ground source or an aircraft smoke generator. Smoke that layers and moves laterally in a connected cloud (under low wind conditions) indicates an air inversion, while smoke that moves upwards and rapidly dissipates indicates good vertical air mixing. Sensitive Areas: This pesticide should only be applied when the potential for drift to adjacent sensitive areas (e.g., residential areas, bodies of water, known habitat for threatened or endangered species, non-target crops) is minimal (eg. when wind is blowing away from the sensitive areas).

WEEDS CONTROLLED

Annual Weeds: Apply to actively growing grass and broadleaf weeds. Allow at least 3 days after treatment before disturbing vegetation. After this period, weeds may be mowed, tilled or burned. To prevent seed production, applications should be made prior to seedhead formation.

This product may be used as a broadcast treatment or spot treatment for annual weeds with any of the application equipment listed on this label in noncropland sites.

Directions for Annual Weeds Only		
Application	Spray Concentration, vol/vol%	Dosage rate, pints/A
Spot treatments, hand held high volume equipment	1.0%	---
Broadcast treatments	---	1.7 to 2.8

Broadcast Application: Generally, the lower application rates within the specified range will provide satisfactory control of sensitive weed species. The higher application rates within the specified range will

16/45

be required for dense infestations, for adverse/extreme environmental conditions, or for weeds beyond the appropriate growth stages.

Use 1.7 pints of this product per acre when weeds are less than 6 inches tall. If weeds are greater than 6 inches tall, use 2.8 pints of this product per acre per 100 gallons of spray solution. Spray volumes of 3 to 10 gallons per acre for ground applications and 3 to 5 gallons per acre for aerial applications are recommended.

Hand-Held High-Volume Application: Use a 1.0% vol/vol solution of this product in water and apply to foliage of vegetation to be controlled. This product will provide full or partial control of the following annual weeds when applied as directed. Annual weeds will continue to germinate from seed throughout the growing season. Repeat treatments will be necessary to control later germinating seeds.

Weed Species	
Anoda, spurred	Medusahead
Barnyardgrass, <i>Echinochloa crus-galli</i>	Morningglory, <i>Ipomoea</i> spp.
Bassia, fivehook, <i>Bassia hyssopifolia</i>	Mustard, blue, <i>Chorispora tenella</i>
Bittercress	Mustard, tansy, <i>Descurainia pinnata</i>
Black nightshade	Mustard, tumble, <i>Sisymbrium altissimum</i>
Bluegrass, annual, <i>Poa annua</i>	Mustard, wild, <i>Brassica kaber</i>
Bluegrass, bulbous, <i>Poa bulbosa</i>	Oats, wild, <i>Avena fatua</i>
Brome, downy	Panicum, <i>Panicum</i> spp.
Brome, Japanese	Pennycress, field, <i>Thlaspi arvensis</i>
Buttercup, <i>Ranunculus</i> spp.	Pigweed, redroot, <i>Amaranthus retroflexus</i>
Carolina geranium	Pigweed, smooth, <i>Amaranthus hybridus</i>
Carpetweed	Plains/Tickseed coreopsis
Cheatgrass	Puncturevine
Cheeseweed, <i>Malva parviflora</i>	Purslane, common
Chervil	Ragweed, common, <i>Ambrosia artemisiifolia</i>
Chickweed	Ragweed, giant, <i>Ambrosia trifida</i>
Chickweed, mouseear, <i>Cerastium vulgatum</i>	Rocket, London, <i>Sisymbrium irio</i>
Cocklebur	Sandbur, field, <i>Cenchrus</i> spp.
Copperleaf hophornbeam	Shattercane, <i>Sorghum bicolor</i> - <i>Sorghum bicolor</i>
Corn speedwell	Shepherdspurse, <i>Capsella bursa-pastoris</i>
Crabgrass, <i>Digitaria</i> spp.	Sicklepod
Dwarf dandelion, <i>Krigia cespitosa</i>	Signalgrass, broadleaf, <i>Brachiaria platyphylla</i>
Eclipta	Smartweed, ladythumb
Falsedandelion	Smartweed, Pennsylvania, <i>Polygonum pensylvanicum</i>
Falseflax, smallseed, <i>Camelina microcarpa</i>	Sowthistle, annual, <i>Sonchus oleraceus</i>
Fiddleneck, <i>Amsinckia</i> spp.	Spanishneedles
Filaree	Speedwell, purslane
Flaxleaf fleabane, <i>Conyza bonariensis</i>	Spurge, annual
Fleabane, <i>Erigeron</i> spp.	Spurge, prostrate
Florida pusley	Spurge, spotted
Foxtail, <i>Setaria</i> spp.	Spurry, umbrella, <i>Holosteum umbellatum</i>
Foxtail, Carolina, <i>Alopecurus carolinianus</i>	Starthistle, yellow
Goosegrass	Stinkgrass, <i>Eragrostis cilianensis</i>
Groundsel, common, <i>Senecio vulgaris</i>	Sunflower, <i>Helianthus annuus</i>
Henbit	Teaweed/prickly sida
Horseweed/marestail, <i>Conyza canadensis</i>	Texas panicum
Itchgrass	Thistle, Russian, <i>Salsola kali</i>
Johnsongrass, seedling	Velvetleaf, <i>Abutilon theophrasti</i>
Knotweed	Virginia copperleaf
Kochia, <i>Kochia scoparia</i>	Virginia pepperweed
Lambsquarters, common, <i>Chenopodium album</i>	Witchgrass, <i>Panicum capillare</i>
Lettuce, prickly, <i>Lactuca seriola</i>	Woolly cupgrass
Mayweed	Yellow rocket

Perennial Weeds: This product may be used as a broadcast treatment or spot treatment for perennial weeds with any of the application equipment listed on this label in noncropland sites.



17/45

Directions for Perennial Weeds Only		
Application	Spray Concentration, vol/vol%	Dosage rate, pints/A
Spot treatments, hand held high volume equipment	1.0 to 2.25%	---
Broadcast treatments	---	5.1 to 8.4

Generally, the lower application rates within the specified range will provide satisfactory control of sensitive weed species. The higher application rates within the specified range will be required for dense infestations, for adverse/extreme environmental conditions, or for weeds beyond the appropriate growth stages.

Specific use directions for certain perennial weeds are presented in the following section.

- Apply to actively growing perennial weeds.
- Best results are obtained when soil moisture is adequate for active weed growth.
- Unless otherwise directed, allow at least 7 days after application before disturbing vegetation.
- **NOTE:** If weeds have been mowed or tilled, do not treat until plants have resumed active growth and have reached the specified stages.
- Fall treatments must be applied before a killing frost.
- Repeat treatments may be necessary to control weeds regenerating from underground parts or seed. When applied as specified under the conditions described, this product will provide full or partial control for the following perennial weeds:

Weed Species	
Alligatorweed, <i>Alternanthera philoxeroides</i> *	Loosestrife, purple, <i>Lythrum salicaria</i>
Anise/Fennel, <i>Foeniculum vulgare</i>	Lotus, American, <i>Nelumbo lutea</i>
Artichoke, Jerusalem, <i>Helianthus tuberosus</i>	Maidencane, <i>Panicum hemtiomon</i>
Bahiagrass, <i>Paspalum notatum</i>	Milkweed, <i>Asclepias</i> spp.
Bermudagrass, <i>Cynodon dactylon</i>	Muhly, wirestem, <i>Muhlenbergia frondosa</i>
Bermudagrass, water (knotgrass), <i>Paspalum distichum</i>	Mullein, common, <i>Verbascum thapsus</i>
Bindweed, field, <i>Convolvulus arvensis</i>	Napiergrass, <i>Pennisetum purpureum</i>
Bluegrass, Kentucky, <i>Poa pratensis</i>	Nightshade, silverleaf, <i>Solanum elaeagnifolium</i>
Blueweed, Texas, <i>Helianthus ciliaris</i>	Nutsedge, purple, <i>Cyperus rotundus</i>
Brackenfern, <i>Pteridium aquilinum</i>	Nutsedge, yellow, <i>Cyperus esculentus</i>
Bromegrass, smooth, <i>Bromus inermis</i>	Orchardgrass, <i>Dactylis glomerata</i>
Bursage, woolly-leaf	Pampasgrass, <i>Cortaderia jubata</i>
Canarygrass, reed, <i>Phalaris arundinacea</i>	Paragrass, <i>Brachiaria mutica</i>
Cattail, <i>Typha</i> spp.	Pepperweed, perennial
Clover, red, <i>Trifolium pratense</i>	Phragmites, <i>Phragmites</i> spp.*
Clover, white, <i>Trifolium repens</i>	Quackgrass, <i>Agropyron repens</i>
Cogongrass, <i>Imperata cylindrica</i>	Redvine*
Cordgrass, <i>Spartina</i> spp.	Reed, giant <i>Arundo donax</i>
Cutgrass, giant, <i>Zizaniopsis miliacea</i> *	Ryegrass, perennial, <i>Lolium perenne</i>
Dallisgrass, <i>Paspalum dilatatum</i>	Smartweed, swamp, <i>Polygonum coccineum</i>
Dandelion, <i>Taraxacum officinale</i>	Spatterdock, <i>Nuphar luteum</i>
Dock, curly, <i>Rumex crispus</i>	Spurge, leafy*
Dogbane, hemp, <i>Apocynum cannabinum</i>	Starthistle, yellow, <i>Centaurea soistitialis</i>
Fescue, <i>Festuca</i> spp.	Sweet potato, wild, <i>Ipomoea pandurata</i> *
Fescue, tall, <i>Festuca arundinacea</i>	Thistle, artichoke
German ivy	Thistle, Canada
Guineagrass, <i>Panicum maximum</i>	Timothy, <i>Phleum pratense</i>
Hemlock, poison, <i>Conium maculatum</i>	Torpedograss, <i>Panicum repens</i> *
Horsenettle, <i>Solanum carolineuse</i>	Trumpetcreeper*
Horseradish, <i>Armoracia rusticana</i>	Tules, common, <i>Scirpus acutus</i>
Ice-plant, <i>Mesembryanthemum crystallinum</i>	Vaseygrass, <i>Paspalum urvillei</i>
Johnsongrass, <i>Sorghum halepense</i>	Velvetgrass, <i>Holcus</i> spp.
Kikuyugrass, <i>Pennisetum clandestinum</i>	Waterhyacinth, <i>Eichhornia crassipes</i>
Knapweed, <i>Centaurea repens</i>	Waterlettuce, <i>Pistia stratiotes</i>
Lantana, <i>Lantana camara</i>	Waterprimrose, <i>Ludwigia</i> spp.



10/45

Lespedeza, common, <i>Lespedeza striata</i> Lespedeza, serices sericea, <i>Lespediza cuneata</i>	Wheatgrass, western
*Partial control	

Alligatorweed: Apply 6.5 pints of this product per acre or apply a 1.5% solution with hand-held equipment to provide partial control. Apply when most of the plants are in bloom. Repeat applications will be required to maintain such control.

Bermudagrass: Apply 8.4 pints of this product per acre as a broadcast spray, or as a 1.75% solution with hand-held equipment. Treat when bermudagrass is actively growing and seedheads are present. Retreatment may be necessary to maintain control.

Bindweed, field; silverleaf nightshade; Texas blueweed: Apply 6.8 to 8.4 pints of this product per acre as a broadcast spray, west of the Mississippi River and 5.1 to 6.8 pints per acre, east of the Mississippi River. With hand-held equipment, use a 1.75% solution. Apply when target plants are actively growing and are at or beyond full bloom.

For silverleaf nightshade, best results can be obtained when application is made after berries are formed. Do not treat when weeds are under drought stress. New leaf development indicates active growth. For best results apply in late summer or fall.

Brackenfern: Apply 5.1 to 6.8 pints of this product per acre as a broadcast spray or as a 1.0 to 1.25% solution with hand-held equipment. Apply to fully expanded fronds which are at least 18 inches long.

Cattail: Apply 5.1 to 6.8 pints of this product per acre as a broadcast spray or as a 1.0% solution with hand-held equipment. Apply when the plants are actively growing and are at or beyond the early to full bloom stage of growth. Best results are achieved when application is made during the summer or fall months.

Cogongrass: Apply 5.1 to 8.4 pints of this product per acre as a broadcast spray. Apply when cogongrass is at least 18 inches tall and actively growing in late summer or fall. Allow 7 or more days after application before tillage or mowing. Due to uneven stages of growth and the dense nature of vegetation preventing good spray coverage, repeat treatments may be necessary to maintain control.

Cordgrass: Apply 5.1 to 8.4 pints of this product per acre as a broadcast spray or as a 1.25 to 2.25% solution with hand-held equipment. Schedule applications in order to allow 6 hours before treated plants are covered by tidewater. The presence of silt or debris on the cordgrass will reduce performance. It may be necessary to wash target plants before application to improve uptake.

Cutgrass, giant: Apply 6.8 pints of this product per acre as a broadcast spray or as a 1.25% solution with hand-held equipment to provide partial control of giant cutgrass. Repeat applications will be required to maintain control, especially where vegetation is partially submerged. Allow regrowth to the 7 to 10 leaf stage before retreatment.

Dogbane, hemp; knapweed; horseradish: Apply 6.8 pints of this product per acre as a broadcast spray or as a 1.75% solution with hand-held equipment. Apply when target plants are actively growing, and most have reached the late bud to flower stage of growth. For best results apply in late summer or fall.

Fescue, tall: Apply 5.1 pints of this product per acre as a broadcast spray or as a 1.25% solution with hand-held equipment. Apply when the plants are actively growing, and most have reached the boot to head stage of growth. When applied prior to boot stage, control may be reduced.

Guineagrass: Apply 5.1 pints of this product per acre as a broadcast spray or as 1.0% solution with hand-held equipment. Apply when plants are actively growing and most have reached at least the 7-leaf stage of growth.

19/45

Johnsongrass; Kentucky bluegrass; smooth bromegrass; reed canarygrass; orchardgrass; perennial ryegrass; timothy; western wheatgrass: Apply 3.4 to 5.1 pints of this product per acre as a broadcast spray or as a 1.0% solution with hand-held equipment. Apply when target plants are actively growing, and most have reached the boot to head stage of growth. When applied prior to boot stage, control may be reduced. In fall, apply before plants have turned brown.

Lantana: Apply this product as a 1.0 to 1.25% solution with hand-held equipment. Apply to actively growing lantana at or beyond the bloom stage of growth. Use the higher rate for plants that have reached the woody stage of growth.

Loosestrife, purple: Apply 4.5 pints of this product per acre as a broadcast spray or as a 1.25 to 1.75% solution with hand-held equipment. Treat when plants are actively growing at or beyond the bloom stage of growth. Best results are achieved when application is made during summer or fall months. Fall treatments must be applied before a killing frost.

Lotus, American: Apply 4.5 pints of this product as a broadcast spray or as 1.0% solution with hand-held equipment. Best results are achieved when application is made during summer or fall months. Fall treatments must be applied before a killing frost. Repeat treatments may be required to control regrowth from seeds or underground parts of plants.

Maidencane; paragrass: Apply 6.8 pints of this product as a broadcast spray or as 1.0% solution with hand-held equipment. Repeat treatments will be required, especially with plants that are partially submerged in water. Under these conditions, allow regrowth to the 7 to 10 leaf stage of growth before retreatment.

Milkweed, common: Apply 5.1 pints of this product per acre as a broadcast spray or as a 1.75% solution with hand-held equipment. Apply when plants are actively growing and have reached the late bud to flower stage of growth.

Nutsedge, purple, yellow: Apply 5.1 pints of this product per acre as a broadcast spray or as a 1.0% solution with hand-held equipment to control existing plants or immature nutlets attached to treated plants. Apply when target plants are in flower or when new nutlets can be found at rhizome tips. Nutlets which have not germinated will not be controlled and may germinate following treatment. Repeat treatments will be required for long-term control.

Pampasgrass: Apply a 1.75% solution of this product with hand-held equipment when plants are actively growing.

Phragmites: For partial control of phragmites in Florida and the counties of other states bordering on the Gulf of Mexico, apply 8.4 pints per acre of this product as a broadcast spray, or as a 1.75% solution with hand-held equipment. In other areas of the US, apply 4.5 to 6.8 pints per acre as a broadcast spray or as a 1.0% solution with hand-held equipment for partial control. For best results treat during late summer or fall months when plants are actively growing and in full bloom. Due to the dense nature of the vegetation which may prevent good spray coverage and uneven stages of growth, repeat treatments may be necessary to maintain control. Visual symptoms will be slow to develop.

Quackgrass; Kikuyugrass; wirestem muhly: Apply 3.4 to 5.1 pints of this product per acre as a broadcast spray or as a 1.0% solution with hand-held equipment when most quackgrass or wirestem muhly is at least 8 inches high (3 to 4 leaf stage of growth) and actively growing. Allow 3 or 4 more days after application before tillage.

Giant reed; iceplant: For control of giant reed and iceplant, apply a 1.75% solution of this product with hand-held equipment when plants are actively growing. For giant reeds best results are obtained when application is made in late summer to fall.



20/75

Spatterdock: Apply 6.8 pints per acre of this product as a broadcast spray or as a 1.0% solution with hand-held equipment. Apply when most of the plants are in full bloom. For best results apply in late summer or fall.

Wild sweet potato: Apply as a 1.75% solution with hand-held equipment. Apply to actively growing weeds at or beyond the bloom stage of growth. Repeat applications will be required. Allow the plant to reach the specified stage of growth before retreatment.

Thistle, Canada, artichoke: Apply 3.4 to 5.1 pints of this product per acre as a broadcast spray or as a 1.50% solution with hand-held equipment for Canada thistle. To control artichoke thistle, apply a 2.25% solution as a spray-to-wet application. Apply when plants are actively growing and are at or beyond the bud stage of growth.

Torpedograss: Apply 6.8 to 8.4 pints per acre of this product as a broadcast spray or as a 1.0 to 1.75% solution with hand-held equipment to provide partial control of torpedograss. Use the lower rates under terrestrial conditions, and the higher rates under partially submerged or floating-mat conditions. Repeat treatment will be required to maintain control.

Tules, common: Apply this product as a 1.75% solution with hand-held equipment. Apply to actively growing plants at or beyond the seedhead stage of growth. After application visual symptoms will be slow to appear and may not appear for 3 or more weeks.

Waterhyacinth: Apply 5.6 to 6.8 pints of this product per acre as a broadcast spray or as 1.0 to 1.25% solution with hand-held equipment. Apply when plants are actively growing and at or beyond the early bloom stage of growth. After application, visual symptoms may require 3 or more weeks to appear with complete necrosis and decomposition usually occurring within 60 to 90 days. Use the higher rates when more rapid visual effects are required.


Waterlettuce: For control, apply a 1.0 to 1.25% solution of this product with hand-held equipment to actively growing plants. Use the higher rates where infestations are heavy. Best results are obtained from mid-summer through winter applications. Spring application may require retreatment.

Waterprimrose: Apply this product as 1.0% solution using hand-held equipment to plants that are actively growing at or beyond the bloom stage of growth, but before fall color changes occur. Thorough coverage is necessary for best control.

Other perennials listed on this label: Apply 5.1 to 8.4 pints of this product per acre as a broadcast spray or as a 1.0 to 1.75% solution with hand-held equipment. Apply when target plants are actively growing, and most have reached early head or early bud stage of growth.

Woody Brush And Trees: When applied as specified under the conditions described, this product CONTROLS or PARTIALLY CONTROLS the following woody brush, plants and trees:

Weed Species	
Alder, <i>Alnus</i> spp.	Monkey flower, <i>Mimulus guttatus</i> *
Ash, <i>Fraxinus</i> spp.*	Mountain-misery (Bearclover), <i>Chamaebatia foliolosa</i>
Aspen, quaking, <i>Populus tremuloides</i>	Oak, Black, <i>Quercus yelutina</i> *
Beech	Oak, Northern Pin, <i>Quercus palustris</i>
Birch, <i>Betula</i> spp.	Oak, Post, <i>Quercus stellata</i>
Blackberry, <i>Rubus</i> spp.	Oak, Red, <i>Quercus rubra</i>
Blackgum	Oak, Southern Red, <i>Quercus falcata</i>
Bracken	Oak, White, <i>Quercus alba</i> *
Broom, French, <i>Cytisus monspessulanus</i>	Peppertree, Brazilian, <i>Schinus terebinthifolius</i>
Broom, Scotch, <i>Cytisus scopadus</i>	Persimmon, <i>Diospyros</i> spp.*
Buckwheat, California, <i>Edogonum fasciculatum</i> *	Pine
Cascara pagrada, <i>Rhamnus purshiana</i> *	Poison ivy, <i>Rhus radicans</i>
Catsclaw, <i>Acacia greggii</i> *	Poison oak, <i>Rhus toxicodendron</i>
Ceanothus, <i>Ceanothus</i> spp.	Poplar, yellow (Tulip tree), <i>Liriodendron tulipifera</i> *



Weed Species	
Chamise, <i>Adenostoma fasciculatum</i>	<i>Prunus</i> spp.
Cherry, Bitter, <i>Prunus emarginata</i>	Raspberry, <i>Rubus</i> spp.
Cherry Black, <i>Prunus serotina</i>	Redbud, eastern, <i>Cercis canadensis</i>
Chery, Pin, <i>Prunus pensylvanica</i>	Rose, multiflora, <i>Rosa multiflora</i>
Coyotebrush, <i>Baccharis pilularis</i>	Russian olive, <i>Elaeagnus angustifolia</i>
Creepers, Virginia, <i>Parthenocissus quinquefolia</i> *	Sage, black and white, <i>Salvia</i> spp.
Deerweed	Sagebrush, California, <i>Artemisia californica</i>
Dewberry, <i>Rubus trivialis</i>	Salmonberry, <i>Rubus spectabilis</i>
Dogwood, <i>Cornus</i> spp.	Saltcedar, <i>Tamarix</i> spp.
Elderberry, <i>Sambucus</i> spp.	Saltbush
Elm, <i>Ulmus</i> spp.*	Sea myrtle <i>Baccharis halimifolia</i>
Eucalyptus, bluegum, <i>Eucalyptus</i> spp.	<i>Sassafras</i> spp.
Gorse	Sourwood, <i>Oxydendrum arboreum</i> *
Hasardia, <i>Haplopappus squamosus</i> *	Sumac, Poison, <i>Rhus vernix</i> *
Hawthorn, <i>Crataegus</i> spp.	Sumac, Smooth, <i>Rhus glabra</i> *
Hazel, <i>Corylus</i> spp.	Sumac, Winged, <i>Rhus copallina</i> *
Hickory, <i>Carya</i> spp.	Sweetgum, <i>Liquidambar styraciflua</i>
Holly	Swordfern, <i>Polystichum munitum</i>
Honeysuckle, <i>Lonicera</i> spp.	Tallow tree, Chinese, <i>Sapium sebiferum</i>
Hornbeam, American, <i>Carpinus caroliniana</i>	Thimbleberry, <i>Rubus parviflorus</i>
Kudzu, <i>Pueraria lobata</i>	Tobacco, tree, <i>Nicotiana glauca</i> *
Locust, black, <i>Robinia pseudoacacia</i> *	Toyon
Madrone	Trumpet creeper, <i>Campsis radicans</i>
Manzanita, <i>Arctostaphylos</i> spp.	Waxmyrtle, southern, <i>Myrica cerifera</i> *
Maple, Red, <i>Acer rubrum</i> *	Willow, <i>Salix</i> spp.
Maple, Sugar, <i>Acer saccharum</i>	Yerba santa
Maple, Vine, <i>Acer circinatum</i> *	
*Partial control	

NOTE: If brush has been mowed or tilled or trees have been cut, do not treat until regrowth has reached the specified stages of growth.

Apply this product when plants are actively growing and, unless otherwise directed, after full leaf expansion. Use the higher rate for larger plants and/or dense areas of growth. On vines, use the higher rate for plants that have reached the woody stage of growth. Best results are obtained when application is made in late summer or fall after fruit formation.

In arid areas, best results are obtained when application is made in the spring to early summer when brush species are at high moisture content and are flowering.

This product may be used as a broadcast treatment or spot treatment for woody brush and trees with any of the application equipment listed on this label in noncropland sites.

Directions for Woody Brush and Trees Only		
Application	Spray Concentration, vol/vol%	Dosage rate, pints/A
Spot treatments, hand held high volume equipment as full cover spray.	1.0 to 2.25%	---
Spot treatments, hand held high volume equipment without full coverage.	6.0 to 9.0%	---
Broadcast treatments	---	3.4 to 8.4

Generally, the lower application rates within the specified range will provide satisfactory control of sensitive weed species. The higher application rates within the specified range will be required for dense infestations, for adverse/extreme environmental conditions, or for weeds beyond the appropriate growth stages.



2445

Specific use directions for certain woody brush and trees are presented in the following section.

Ensure thorough coverage when using hand-held equipment. Symptoms may not appear prior to frost or senescence with fall treatments.

Allow 7 or more days after application before tillage, mowing or removal.

Repeat treatments may be necessary to control plants regenerating from underground parts or seed. Some autumn colors on undesirable deciduous species are acceptable provided no major leaf drop has occurred. Reduced performance may result if fall treatments are made following a frost.

Applied as a 6.0 to 9.0% solution as a directed application as described in the HAND-HELD AND HIGH-VOLUME EQUIPMENT section, this product will control or partially control all the species listed in this section of this label. Use the higher rate for dense stands and larger woody brush and trees.

Apply this product as follows to control or partially control the following woody brush and trees:

Alder; blackberry; dewberry; honeysuckle; post oak; raspberry: For control, apply 5.1 to 6.8 pints per acre of this product as a broadcast spray or as a 1.0 to 1.5% solution with hand-held equipment.

Aspen, quaking; hawthorn; trumpetcreeper: For control, apply 3.4 to 5.1 pints of this product per acre as a broadcast spray or as 1.0 to 1.5% solution with hand-held equipment.

Birch; elderberry; hazel; salmonberry; thimbleberry: For control, apply 3.4 pints per acre of this product as a broadcast spray or as a 1.0% solution with hand-held equipment.

Broom, French, Scotch: For control, apply a 1.5 to 2.0% solution with hand-held equipment.

Buckwheat, California; hasardia; monkey flower, tobacco tree: For partial control of these species, apply 1.0 to 1.75% solution of this product as a foliar spray with hand-held equipment. Thorough coverage of foliage is necessary for best results.

Catsclaw: For partial control, apply as a 1.5 to 1.75% solution with hand-held equipment when at least 50% of the new leaves are fully developed.

Cherry, bitter, black, pin; oak, southern red; sweetgum; Prunus: For control, apply 3.4 to 8.4 pints of this product per acre as a broadcast spray or as a 1.25 to 1.75% solution with hand-held equipment.

Coyotebrush: For control, apply a 1.5 to 1.75% solution with hand-held equipment when at least 50% of the new leaves are fully developed.

Dogwood; hickory; saltcedar: For partial control, apply a 1.25 to 2.25% solution of this product with hand-held equipment or 6.8 to 8.4 pints per acre as a broadcast spray.

Eucalyptus, bluegum: For control of eucalyptus resprouts, apply a 1.75 to 2.0% solution of this product with hand-held equipment when resprouts are 6 to 12 feet tall. Ensure complete coverage. Apply when plants are growing actively. Avoid application to drought-stressed plants.

Holly, Florida; waxmyrtle, southern: For partial control, apply this product as a 1.75% solution with hand-held equipment.

Kudzu: For control, apply 6.8 pints of this product per acre as a broadcast spray or as a 1.75 to 2.0% solution with hand-held equipment. Repeat applications will be required to maintain control.

Maple, red: For control, apply as a 1.0 to 1.50% solution with hand-held equipment when at least 50% of the new leaves are fully developed. For partial control, apply 3.4 to 8.4 pints of this product per acre as a broadcast spray.

Maple, sugar; oak; northern pin, red: For control, apply as a 1.0 to 1.50% solution with hand-held equipment when at least 50% of the new leaves are fully developed.

Poison ivy; poison oak: For control, apply 6.8 to 8.4 pints of this product per acre as a broadcast spray or as a 1.75 to 2.0% solution with hand-held equipment. Repeat applications may be required to maintain control. Fall treatments must be applied before leaves lose green color.

Rose, multiflora: For control, apply 3.4 pints of this product per acre as a broadcast spray or as a 1.0% solution with hand-held equipment. Treatments should be made prior to leaf deterioration by leaf-feeding insects.

Sage, black; sagebrush, California; chamise; tallow tree, Chinese: For control of these species, apply a 1.0% solution of this product as a foliar spray with hand-held equipment. Thorough coverage of foliage is necessary for best results.

Saltbush, sea myrtle: For control, apply this product as a 1.25% solution with hand-held equipment.

Tanoak resprouts: For suppression or partial control, apply a 2.25% solution of this product to resprouts less than 3 to 6 feet tall. Best results are obtained with fall applications.

Willow: For control, apply 5.1 pints of this product per acre as a broadcast spray or as a 1.0% solution with hand-held equipment.

Other woody brush and trees listed: For partial control, apply 3.4 to 8.4 pints of this product per acre as a broadcast spray or as a 1.0 to 2.0% solution with hand-held equipment.

AQUATIC AND NONCROP SITES:

Aquatic sites: This product may be applied to emerged weeds in all bodies of fresh and brackish water which may be flowing, non-flowing, or transient. This includes lakes, rivers, streams, ponds, estuaries, rice levees, seeps, irrigation and drainage ditches, canals, reservoirs, wastewater treatment facilities, wildlife habitat restoration and management areas, and similar sites including the following:

- **Aquatic food crop:** Agricultural drainage systems, irrigation systems, lakes/ponds/reservoirs (with human or wildlife use) stream/rivers/channeled water, drainage ditches, canals, irrigation ditches, estuaries.
- **Aquatic non-food industrial:** aquatic areas/water, drainage systems, waste water systems
- **Aquatic non-food outdoor:** aquatic areas/water, ditches, ditch banks

If aquatic sites are present in the non-crop area and are part of the intended treatment, read and observe the following directions:

This product does not control plants which are completely submerged or have a majority of foliage under water.

There is no restriction on the use of treated water for irrigation, recreation, or domestic purposes.

Consult local State fish and game agency and water control authorities before applying this product to public waters. Permits may be required to treat such water.

NOTE: Do not apply this product within 1/2 mile upstream of an active potable water intake in flowing water (i.e. river, stream, etc.) or within 1/2 mile of an active potable water intake in a standing body of water such as lake, pond, or reservoir. To make aquatic applications around and within 1/2 mile of active potable water



24/05

intakes the water intake must be turned off for a minimum period of 48 hours after the application. The water intake may be turned on prior to 48 hours if the glyphosate level in the intake water is below 0.7 parts per million as determined by laboratory analysis. These aquatic applications may be made ONLY in those cases where there are alternative water sources or holding ponds which would permit the turning off of an active potable water intake for a minimum period of 48 hours after the applications. This restriction does not apply to intermittent inadvertent overspray of water in terrestrial use sites.

For treatments after drawdown of water or in dry ditches, allow 7 or more days after treatment before reintroduction of water to achieve maximum weed control. Apply this product within 1 day after drawdown to ensure application to actively growing weeds.

Floating mats of vegetation may require retreatment. Avoid wash-off of sprayed foliage by spray boat or recreational boat backwash or by rainfall within 6 hours of application. Do not retreat within 24 hours following the initial treatment. Applications made to moving bodies of water must be made while traveling upstream to prevent concentration of this herbicide in water. When making any bankside applications, do not overlap more than 1 foot into open water. Do not spray in bodies of water where weeds do not exist.

The maximum application rate of 8.4 pints per acre must not be exceeded in any single broadcast application that is being made over water.

When emerged infestations require treatment of the total surface area of impounded water, treating the area in strips may avoid oxygen depletion due to decaying vegetation. Oxygen depletion may result in fish kill.

Non-Crop Sites: This product may be used to control the listed weeds in terrestrial noncrop sites and/or in aquatic sites within these areas:

Terrestrial Non-Food Crop: ornamental and/or shade trees, ornamental woody shrubs and vines, Christmas tree plantings, ornamental plants, ornamental turf, agricultural fallow/idle land, agricultural rights-of-way/fencerows/hedgerows, agricultural uncultivated areas, airports/landing fields, Christmas tree plantations, golf course turf, industrial areas, outdoor buildings/structures, rights-of-way/fence rows/hedgerows, nonagricultural uncultivated areas/soils, ornamental and/or shade trees, ornamental lawns and turf, cemeteries, vacant lots, paths/patios, paved areas (private roads/sidewalks), recreational areas, urban areas, golf courses, parks, schools, rights-of-way (highway, power lines, pipeline utility, railroads), roadsides, industrial sites, storage yards, lumber yards, petroleum tank farms, petroleum pumping station, parking areas, shelter belts, farm yards, nurseries (plants grown or maintained for commercial or research purposes and includes, but is not limited to trees, turfgrass, flowers, shrubs, ornamentals, and seedlings), wildlife habitat restoration and management areas.

Outdoor Residential: ornamental and/or shade trees, ornamental herbaceous plants, ornamental lawns and turf, ornamental woody shrubs and vines, household/domestic dwellings outdoor premises.

This product may be used as a broadcast treatment or spot treatment with any of the application equipment listed on this label in noncropland sites.

- **For spot treatments:** Specific use directions for annuals, perennials, woody brush, and trees are presented in the section named WEEDS CONTROLLED. See Tables 1 and 2.
- **For broadcast treatments:** Specific use directions for noncropland sites including dosage rates, spray volumes, and restrictions are presented in Tables 3 - 5.

25/45

Table 3. Directions for Noncropland Use Patterns, Dosage Rates, Spray Volumes, Restrictions, and Comments for Broadcast Applications Appropriate for Each Site.

Sites and Major Weed Species	Amount of Product	Spray Volume	Precautions, Restrictions & Comments
<p>Sites: Lawn & turf seedbeds (Prior to establishment), turfgrasses for sod production, turfgrass renovations</p> <p>Major Weed Species: Many annual and perennial grasses and broadleaf weeds, including johnsongrass, bermudagrass, annual bluegrass, crabgrass, lambsquarters, ragweed, fescues, and quackgrass</p>	<p>Annual weeds: 1.6 to 3.3 pt/acre (0.6 to 1.2 fl.oz./1000 sq.ft.)</p> <p>Perennial weeds: 3.3 to 8.4 pt/acre (1.2 to 3.0 fl.oz./1000 sq.ft.)</p>	<p>≤25 gal/acre (<1 gal/1000 sq.ft.)</p>	<p>SITE PREPARATION (preplant, preemergence, renovation): This product may be applied before planting or renovation of turf. Applications must be made prior to the emergence of the crop to avoid crop injury. For maximum control of existing vegetation, delay planting to determine if any regrowth from escaped underground plant parts occurs. Where repeat treatments are necessary, sufficient regrowth must be attained prior to application. For warm-season grasses, such as bermudagrass, summer or fall applications provide best control.</p> <p>Do not disturb soil or underground plant parts before treatment. Tillage or renovation techniques such as vertical mowing, coring or slicing should be delayed for 7 days after application to allow proper translocation into underground plant parts.</p> <p>This product does not provide residual control.</p>
<p>Tank Mixtures</p>	<p>Refer to container label of companion herbicide(s).</p>	<p>Refer to container label of companion herbicide(s).</p>	<p>EH-1386 Herbicide may be tank mixed with residual herbicides listed below for improved emerged and/or residual weed control. Always refer to the container label of the companion herbicide(s) for the respective precautions, limitations, directions for use, weeds controlled, and application methods. EH-1386 Herbicide may be tank mixed with the following herbicides:</p> <p>Tupersan® Herbicide Wettable Powder (EPA Reg. No. 10163-213-2217) is a selective preemergent herbicide to control certain annual weed grasses in turf grown for grass seed and sod production. Tupersan® Herbicide may be applied at the time of seeding without causing injury to germinating seeds of many common temperate region grasses.</p> <p>Carfentrazone-ethyl 40DF Herbicide (EPA Reg. No. 2217-832)</p>

Table 4. Directions for Noncropland Use Patterns, Dosage Rates, Spray Volumes, Restrictions, and Comments for Broadcast Applications Appropriate for Each Site.

Sites and Major Weed Species	Amount of Product	Spray Volume	Precautions, Restrictions & Comments
<p>Sites: Shelterbelts, windbreaks, & landscape plantings</p> <p>Major Weed Species: Most herbaceous & woody plants</p>	<p>Annual weeds: 1.6 to 3.3 pt/acre (0.6 to 1.2 fl.oz./1000 sq.ft.)</p> <p>Perennial weeds: 3.3 to 8.4 pt/acre (1.2 to 3.0 fl.oz./1000 sq.ft.)</p>	<p>≤25 gal/acre (<1 gal/1000 sq.ft.)</p>	<p>SITE PREPARATION: Apply to actively growing plants. For crops, desirable plants and trees, avoid contact with foliage, green stems or fruit because severe injury or destruction may result.</p> <p>Barrier® Ornamental Landscaping Herbicide (EPA Reg. No. 2217-675) can be used for residual weed control in these noncropland areas: around trees, shrubs, hedges, woody ornamentals, nonbearing fruit trees (ornamental), and certain ground covers established in shelterbelts, windbreaks, and landscape plantings.</p>
<p>Sites: Nurseries: Field grown nursery stock for conifers, broadleaf evergreens, deciduous trees, shrubs & ground covers.</p> <p>Major Weed Species: Most herbaceous & woody plants</p>	<p>Annual weeds: 1.6 to 3.3 pt/acre (0.6 to 1.2 fl.oz./1000 sq.ft.)</p> <p>Perennial weeds: 3.3 to 8.4 pt/acre (1.2 to 3.0 fl.oz./1000 sq.ft.)</p>	<p>≤25 gal/acre (<1 gal/1000 sq.ft.)</p>	<p>SITE PREPARATION: This product may be used for site preparation prior to transplanting these crops. Allow a minimum of 3 days between application and transplanting.</p> <p>MIDDLES (between rows): This product will control or suppress annual and perennial weeds and ground covers growing between the rows. If weeds are under drought stress, irrigate prior to application. Reduced control may result if weeds have been mowed prior to application.</p> <p>Apply when weeds and grasses are succulent and new growth is from 1 to 6 inches high. For mature woody weeds, late germinating weeds and grasses, and for perennials - retreatment or spot treatment may be necessary.</p> <p>Do not allow spray to contact green stems, fruit or foliage as injury may result. Do not spray under windy conditions and use a shield for young trees.</p>
<p>Sites: Christmas trees</p> <p>Major Weed Species: Most herbaceous & woody plants</p>	<p>Annual weeds: 1.6 to 3.3 pt/acre (0.6 to 1.2 fl.oz./1000 sq.ft.)</p> <p>Perennial weeds: 3.3 to 8.4 pt/acre (1.2 to 3.0 fl.oz./1000 sq.ft.)</p>	<p>≤25 gal/acre (<1 gal/1000 sq.ft.)</p>	<p>SITE PREPARATION: This product may be used prior to planting Christmas trees.</p> <p>Precautions should be taken to protect nontarget plants during site preparation applications.</p>
<p>Sites: Flowers (annual, biennial & perennial)</p> <p>Major Weed Species: Annual broadleaf weeds and grasses such as chickweed, crabgrass, fall panicum, foxtails, kochia, lambsquarters, mustard, pigweed, ragweed, smartweed, velvetleaf.</p>	<p>Annual weeds: 1.6 to 3.3 pt/acre (0.6 to 1.2 fl.oz./1000 sq.ft.)</p> <p>Perennial weeds: 3.3 to 8.4 pt/acre (1.2 to 3.0 fl.oz./1000 sq.ft.)</p>	<p>≤25 gal/acre (<1 gal/1000 sq.ft.)</p>	<p>SITE PREPARATION: Apply as a foliar spray to actively growing weeds. Avoid contact of spray drift, or mist with desirable species.</p> <p>This product will not provide residual control.</p>

Table 4. Directions for Noncropland Use Patterns, Dosage Rates, Spray Volumes, Restrictions, and Comments for Broadcast Applications Appropriate for Each Site.

Sites and Major Weed Species	Amount of Product	Spray Volume	Precautions, Restrictions & Comments
Tank mixtures	Refer to container label of companion herbicide(s).	Refer to container label of companion herbicide(s).	EH1386 Herbicide may be tank mixed with residual herbicides listed below for improved emerged and/or residual weed control. Always refer to the container label of the companion herbicide(s) for the respective precautions, limitations, directions for use, weeds controlled, and application methods

Table 5. Directions for Noncropland Use Patterns, Dosage Rates, Spray Volumes, Restrictions, and Comments for Broadcast Applications Appropriate for Each Site.

Sites and Major Weed Species	Amount of Product	Spray Volume	Precautions, Restrictions & Comments
<p>Sites: Farmsteads, farm roads, roadsides, fence rows, rights-of-way, farm buildings, golf courses, industrial sites, parks, cemeteries & other noncropland sites</p> <p>Major Weed Species: Annual and perennial weeds including crabgrass, foxtail, johnsongrass, kochia, morningglory, multiflora rose, pigweed, trumpetcreeper, thistle, woody brush</p>	<p>Annual weeds: 0.8 to 3.3 pt/acre (0.3 to 1.2 fl.oz./1000 sq.ft.)</p> <p>Perennial weeds: 3.3 to 8.4 pt/acre (1.2 to 3.0 fl.oz./1000 sq.ft.)</p> <p>Woody brush and trees: 3.3 to 8.4 pt/acre (1.2 to 3.0 fl.oz./1000 sq.ft.)</p>	<p>3 to 40 gal/acre (≤1 gal/1000 sq.ft.)</p>	<p>SITE PREPARATION (preplant, preemergence, renovation):</p> <p>TRIM AND EDGE: This product may be used to trim and edge around trees, buildings, sidewalks and roads in noncropland sites.</p> <p>BARE GROUND: Repeated applications of this product may be used on emerged weeds to maintain bare ground.</p> <p>NONSELECTIVE POSTEMERGENCE: Annuals and perennials: Apply to foliage of emerged weeds. Apply at early growth stages of annual weeds and when perennial weeds are approaching maturity.</p> <p>Woody brush and trees: Apply this product after full leaf expansion, unless otherwise directed. Use the higher rate for larger plants and/or dense areas of growth. On vines, use the higher rate for plants that have reached the woody stage of growth. Best results are obtained when application is made in late summer or fall after fruit formation.</p> <p>In arid areas, best results are obtained when applications are made in the spring to early summer when brush species are at high moisture content and are flowering.</p> <p>Symptoms may not appear prior to frost or senescence with fall treatments.</p> <p>Allow 7 or more days after application before tillage, mowing or removal. Repeat treatments may be necessary to control plants regenerating from underground parts or seed. Reduced performance may result if fall treatments are made following a frost.</p>



28/95

Table 5. Directions for Noncropland Use Patterns, Dosage Rates, Spray Volumes, Restrictions, and Comments for Broadcast Applications Appropriate for Each Site.

Sites and Major Weed Species	Amount of Product	Spray Volume	Precautions, Restrictions & Comments
Tank mixtures	Refer to container label of companion herbicide(s).	Refer to container label of companion herbicide(s).	EH-1386 Herbicide may be tank mixed with residual herbicides listed below for improved emerged and/or residual weed control. Always refer to the container label of the companion herbicide(s) for the respective precautions, limitations, directions for use, weeds controlled, and application methods. EH-1386 Herbicide may be tank mixed with the following herbicides: Gordon's Agricultural Products Brushkiller 875 (EPA Reg. No. 2217-639) Gordon's Amine 400 2,4-D Weed Killer (EPA Reg. No. 2217-2) Gordon's Hi-Dep Broadleaf Herbicide (EPA Reg. No. 2217-703) Gordon's Hi-Dep IVM Broadleaf Herbicide (EPA Reg. No. 2217-703)

WILDLIFE HABITAT RESTORATION AND MANAGEMENT AREAS:

This product may be used for the restoration and/or maintenance of native habitat and in wildlife management areas.

Habitat restoration and maintenance:

When applied as directed, exotic and other undesirable vegetation may be controlled in habitat management areas. Applications may be made to allow recovery of native plant species, to open up water to attract waterfowl, and for similar broad-spectrum vegetation control requirements in habitat management areas.

Spot treatments may be made to selectively remove unwanted plants for habitat enhancement. For spot treatments, care should be exercised to keep spray off of desirable plants.

Wildlife food plots:

This product may be used as a site preparation treatment prior to planting wildlife food plots. Apply as directed to control vegetation in the plot area. Any wildlife food species may be planted after applying this product, or native species may be allowed to reinfest the area. If tillage is needed to prepare a seedbed, wait 7 days after applying this product before tilling to allow for maximum effectiveness.

CUT STUMP APPLICATION:

Woody vegetation may be controlled by treating freshly cut stumps of trees and resprouts with this product. Apply this product using suitable equipment to ensure coverage of the entire cambium. Cut vegetation close to the soil surface. Apply a 50 to 100% solution of this product to freshly cut surface immediately after cutting. Delay in applying this product may result in reduced performance. For best results, trees should be cut during periods of active growth and full leaf expansion.

When used according to directions for cut stump application, this product will control, partially control or suppress most woody brush and tree species, some of which are listed below:

Weed species	
Alder, <i>Alnus</i> spp.	Poplar, <i>Populus</i> spp.*
Coyote brush, <i>Baccharis consanfuinea</i> *	Reed, giant, <i>Arundo donax</i>
Dogwood, <i>Cornus</i> spp.*	Saltcedar, <i>Tamarix</i> spp.
Eucalyptus, <i>Eucalyptus</i> spp.	Sweetgum, <i>Liquidambar styraciflua</i> *



Weed species	
Hickory, <i>Carya</i> spp.* Madrone, <i>Arbutus menziesii</i> Maple, <i>Acer</i> spp.* Oak, <i>Quercus</i> spp.	Sycamore, <i>Platanus occidentalis</i> * Tanoak, <i>Lithocarpus densiflorus</i> Willow, <i>Salix</i> spp.
* This product is not approved for this use on these species in the State of California.	

INJECT AND FRILL APPLICATION:

Woody vegetation may be controlled by injection or frill application of this product. Apply this product using suitable equipment which must penetrate into living tissue. Apply the equivalent of 1 ml of this product per 2 to 3 inches of trunk diameter. This is best achieved by applying 25 to 100% concentration of this product either to a continuous frill around the tree or as cuts evenly spaced around the tree below all branches. As tree diameter increases in size, better results are achieved by applying dilute material to a continuous frill or more closely spaced cuttings.

- Avoid application techniques that allow runoff to occur from frill or cut areas in species that exude sap freely after frills or cutting. In species such as these, make frill or cut at an oblique angle so as to produce a cupping effect and use undiluted material.
- For best results, applications should be made during periods of active growth and full leaf expansion.

This treatment will CONTROL the following woody species:	
Oak, <i>Quercus</i> spp. Poplar, <i>Populus</i> spp.	Sweet gum, <i>Liquidambar styraciflua</i> Sycamore, <i>Platanus occidentalis</i>

This treatment will SUPPRESS the following woody species:	
Black gum, <i>Nyssa sylvatica</i> * Dogwood, <i>Cornus</i> spp.	Hickory, <i>Carya</i> spp. Maple, red, <i>Acer rubrum</i>
* This product is not approved for this use on this species in the State of California.	

RELEASE OF BERMUDAGRASS OR BAHIAGRASS ON NONCROP SITES:

Release of dormant bermudagrass and bahiagrass - When applied as directed, this product will provide control or suppression of many winter annual weeds and tall fescue for effective release of dormant bermudagrass or bahiagrass. Make applications to dormant bermudagrass or bahiagrass. For best results on winter annuals, treat when weeds are in an early growth stage (below 6 inches in height) after most have germinated. For best results on tall fescue, treat when fescue is in or beyond the 4 to 6-leaf stage.

Weeds controlled: Rate directions for control or suppression of winter annuals and tall fescue are listed below. Apply the specified rates of this product with spray volumes of 3 - 25 gallons per acre.

WEED SPECIES	EH1386 HERBICIDE (Fluid Ounces per Acre)					
	6.8	10.1	13.6	20.2	26.8	54.0
Barley, little, <i>Hordeum pusillum</i>	S	C	C	C	C	C
Bedstraw, catchweed, <i>Galium aparine</i>	S	C	C	C	C	C
Bluegrass, annual, <i>Poa annua</i>	S	C	C	C	C	C
Chervil, <i>Chairophyllum tainturieri</i>	S	C	C	C	C	C
Chickweed, common, <i>Stellaria media</i>	S	C	C	C	C	C
Clover, crimson, <i>Trifolium incarnatum</i>	--	S	S	C	C	C
Clover, large hop, <i>Trifolium campestre</i>	--	S	S	C	C	C



30/45

WEEDS CONTROLLED OR SUPPRESSED* Note: C = Control; S = Suppression						
WEED SPECIES	EH1386 HERBICIDE (Fluid Ounces per Acre)					
	6.8	10.1	13.6	20.2	26.8	54.0
Fescue, tall, <i>Festuca arundinaceae</i>	--	--	--	--	S	S
Geranium, Carolina, <i>Geranium carolinianum</i>	--	--	S	S	C	C
Henbit, <i>Lamium amplexicaule</i>	--	S	C	C	C	C
Rygrass, Italian, <i>Lolium multiflorum</i>	--	--	S	C	C	C
Speedwell, corn, <i>Veronica arvensis</i>	S	C	C	C	C	C
Vetch, common, <i>Vicia sativa</i>	--	--	S	C	C	C

* These rates apply only to sites where an established competitive turf is present.

RELEASE OF ACTIVELY GROWING BERMUDAGRASS:

NOTE: USE ONLY ON SITES WHERE BAHIAGRASS OR BERMUDAGRASS ARE DESIRED FOR GROUND COVER AND SOME TEMPORARY INJURY OR YELLOWING OF THE GRASSES CAN BE TOLERATED.

When applied as directed, this product will aid in the release of bermudagrass by providing control of annual species listed in the WEEDS CONTROLLED section of this label, and suppression or partial control of certain perennial weeds. For control or suppression of those annual species listed in this label, use 0.8 to 2.5 pints of this product as a broadcast spray in 10 to 25 gallons of spray solution per acre. Use the lower rate when treating annual weeds below 6 inches in height (or length of runner in annual vines). Use higher rate as size of plants increases or as they approach seedhead formation.

Use the higher rate for partial control or longer-term suppression of the following perennial species. Use lower rates for shorter-term suppression of growth.

Weed species	
Bahiagrass	Johnsongrass**
Dallisgrass	Trumpetcreeper*
Fescue (tall)	Vaseygrass
* Suppression at the higher rate only.	
** Johnsongrass is controlled at the higher rate.	

Use only on well-established bermudagrass. Bermudagrass injury may result from the treatment but regrowth will occur under moist conditions. Repeat applications in the same season are not suggested, since severe injury may result.

BAHIAGRASS SEEDHEAD AND VEGETATIVE SUPPRESSION:

When applied as directed in the noncrop section in this label, this product will provide significant inhibition of seedhead emergence and will suppress vegetative growth for a period of approximately 45 days with single applications and approximately 120 days with sequential applications.

Apply this product 1 to 2 weeks after full greenup of bahiagrass or after the bahiagrass has been mowed to a uniform height of 3 to 4 inches. Applications must be made prior to seedhead emergence.

Apply 5.6 fluid ounces of this product in 10 to 25 gallons of water per acre.

31/45

Sequential applications of this product may be made at approximately 45 day intervals to extend the period of seedhead and vegetative growth suppression. For continued seedhead suppression, sequential applications must be made prior to seedhead emergence.

Apply no more than 2 sequential applications per year. As a first sequential application, apply 3.3 fluid ounces of this product per acre. A second sequential application of 2.25 to 3.3 ounces of product per acre may be made approximately 45 days after the last application.

ANNUAL AND PERENNIAL GRASS SUPPRESSION:

EH1386 Herbicide can be incorporated into highway vegetation management programs to reduce the mowing requirements. EH1386 Herbicide may be applied to annual and perennial grasses established in noncropland sites including highway rights-of-way, municipal, state, and federal lands, and industrial areas. EH1386 Herbicide suppresses the growth of tall fescue, smooth brome grass, Kentucky bluegrass, and other established coarse-textured species on roadsides and other areas. Refer to Table 6 for the directions for growth regulation of cool season grass.

TERRESTRIAL FOOD AND FEED CROP:

This product may be used as a broadcast treatment or spot treatment with any of the application equipment listed on this label in orchard floors and agricultural fallow. This product may be used to control weeds within these areas:

Orchard floors: Almond, apple, cherry, filbert (hazelnut), peach, pear, pecan, pistachio, plum (fresh prunes), walnut (English and black).

- **For Spot Treatments** - Specific use directions for annuals, perennials, woody brush, and trees are presented in the section named WEEDS CONTROLLED. See Tables 1 and 2.
- **For Broadcast Treatments** - Specific use directions for orchard floors, including dosage rates, spray volumes, and restrictions are presented in Table 7.

Fallow land: Arable land idle between crops or arable land not under rotation that is set at rest for a period ranging from one to five years before it is cultivated again, or land under permanent crops, meadows, or rangeland, or pastures, which is not being used for that purpose for a period of at least one year.

- **For Spot Treatments** - Specific use directions for annuals, perennials, woody brush, and trees are presented in the section named WEEDS CONTROLLED. See Tables 1 and 2.
- **For Broadcast Treatments** - Specific use directions for fallow sites, including dosage rates, spray volumes, and restrictions are presented in Table 8.

Table 6. Directions for Cool Season Turf Growth Regulation, Dosage Rates, Spray Volumes, Restrictions, and Comments for Broadcast Applications Appropriate for Each Site.

Sites and Growth and Seedhead Suppression	Amount of Product	Spray Volume	Precautions, Restrictions & Comments
<p>Sites: Roadways, farmsteads, farm roads, Highway rights-of-way (principal, interstate, state, and county highways), interchange ramps, waysides, service areas, and unpaved roads, Municipal, state and federal lands such as airports, military installations, schools/universities, libraries, and hospitals, Commercial/Industrial areas including industrial parks, tank yards, plant sites, storage areas, fencerows, and utility rights-of-way</p> <p>Growth and Seedhead Suppression of: annual ryegrass, wild barley, wild oats, tall fescue, smooth brome grass, Kentucky bluegrass.</p>	<p>Annual grasses: 2.5 to 3.3 fl.oz./acre</p> <p>Perennial grasses: 3.3 to 5.0 fl.oz./acre)</p>	<p>≤40 gal/acre</p>	<p>This product may be used for management of coarse turf on roadside rights-of-way or other industrial areas. Do not use on high quality turf or other areas where some turf color changes cannot be tolerated. Slight turf discoloration may occur but turf will regreen and regrow under moist conditions as effects of this product diminish.</p> <p>ANNUAL GRASS GROWTH SUPPRESSION: Applications should be made when annual grasses are actively growing and before the seedheads are in the boot stage of development. Treatments made after seedhead emergence may cause injury to the desired grasses.</p> <p>PERENNIAL GRASS GROWTH SUPPRESSION: This product can be used for growth and seedhead suppression of tall fescue, smooth brome. For best results, apply this product in a specified tank mixture to actively growing turfgrasses after greenup in the spring of the year. For suppression of seedheads, applications must be made before boot-to-seedhead stage of development. Applications made from seedhead emergence and maturity may result in turf discoloration or injury.</p> <p>After mowing or removal of seedheads, this product in a specified tank mixture may also be used to suppress the growth of certain turfgrasses. Allow turf to recover from stress caused by heat, drought, or mowing before making applications. Applications made to turf under stress may increase the potential for discoloration or injury.</p> <p>Use only in areas where some temporary injury or discoloration of perennial grasses can be tolerated.</p>
<p>Tank mixtures</p>	<p>Refer to container label of companion herbicide(s)</p>	<p>Refer to container label of companion herbicide(s)</p>	<p>EH-1386 Herbicide may be tank mixed with residual herbicides listed below for improved emerged and/or residual weed control. Always refer to the container label of the companion herbicide(s) for the respective precautions, limitations, directions for use, weeds controlled, and application methods. EH-1386 Herbicide may be tank mixed with the following herbicides and plant growth regulators: Gordon's Hi-Dep IVM Broadleaf Herbicide (EPA Reg. No. 2217-703) Gordon's Embark 2S IVM Plant Growth Regulator (EPA Reg. No. 2217-759) Telar® Herbicide Dispersible Granules (EPA Reg. No. 352-404) Escort® Herbicide Dry Flowable (EPA Reg. No. 352-439)</p>



Table 6. Directions for Cool Season Turf Growth Regulation, Dosage Rates, Spray Volumes, Restrictions, and Comments for Broadcast Applications Appropriate for Each Site.

Sites and Growth and Seedhead Suppression	Amount of Product	Spray Volume	Precautions, Restrictions & Comments
			Telar® and Escort® are registered trademarks of E.I duPont de Nemours and Co., Inc.

Table 7. Directions for Orchard Floors, Dosage Rates, Spray Volumes, Restrictions, and Comments for Broadcast Applications Appropriate for Each Site.

Sites and Major Weed Species	Amount of Product	Precautions, Restrictions & Comments
<p>Sites: Orchard Floors: Pome fruits (apple & pear) (1 day preharvest interval)</p> <p>Stone Fruits (sweet or tart cherry, peach, or plum/fresh prunes) (17 day preharvest interval)</p> <p>Tree nuts (almond, filbert or hazelnut, pecan black & English walnut) (3 day preharvest interval)</p> <p>Pistachio (3 day preharvest interval)</p> <p>Major Weed Species: Annual and Biennial Weeds: lambsquarters, prickly lettuce, tall morningglory, ragweed, shepherdspurse, annual sowthistle, tansy ragwort, pepperweed, redroot pigweed, yellow starthistle</p> <p>Perennial Weeds: bindweed, blue lettuce, Canada thistle, dandelion, docks, St. Johnswort, whitetop (hoary cress).</p>	<p>Annual weeds: 0.8 to 3.3 pt/acre (0.3 to 1.2 fl.oz./1000 sq.ft.)</p> <p>Perennial weeds: 3.3 to 8.4 pt/acre (1.2 to 3.0 fl.oz./1000 sq.ft.)</p>	<p>SITE PREPARATION: This product may be used for site preparation prior to transplanting these crops. Allow a minimum of 3 days between application and transplanting.</p> <p>MIDDLES (between rows): This product will control or suppress annual and perennial weeds and ground covers growing between the rows. If weeds are under drought stress, irrigate prior to application. Reduced control may result if weeds have been mowed prior to application.</p> <p>SELECTED EQUIPMENT: Applications may be made with boom equipment, CDA, shielded sprayers, or with wiper applicator equipment, except as directed.</p> <p>For cherries, any application equipment listed in this section may be used in all states.</p> <p>Any application equipment listed in this section may be used in peaches and plums/prunes growing in Arizona, California, Colorado, Idaho, Kansas, Kentucky, New Jersey, North Dakota, Oklahoma, Oregon, Texas, Utah and Washington, except for peaches grown in the states specified in the following paragraph. In all other states use wiper equipment only.</p> <p>For peaches, grown in Alabama, Arkansas, Florida, Georgia, Louisiana, Mississippi, North Carolina, South Carolina, and Tennessee only, apply with a shielded boom sprayer or shielded wiper applicator, which prevents any contact of this product with the foliage or bark of trees. Apply no later than 90 days after first bloom. Applications made after this time may result in severe damage. Remove suckers and low-hanging limbs at least 10 days prior to application. Avoid applications near trees with recent pruning wounds or other mechanical injury. Apply only near trees which have been planted in the orchard for 2 or more years. EXTREME CARE MUST BE TAKEN TO ENSURE NO PART OF THE PEACH TREE IS CONTACTED.</p> <p>Apply when weeds and grasses are succulent and new growth is from 1 to 6 inches high. For mature woody weeds, late germinating weeds and grasses, and for perennials - retreatment or spot treatment may be necessary.</p> <p>Do not allow spray to contact green stems, fruit or foliage as injury may result. Do not spray under windy conditions and use a shield for young trees.</p>



Table 7. Directions for Orchard Floors, Dosage Rates, Spray Volumes, Restrictions, and Comments for Broadcast Applications Appropriate for Each Site.

Sites and Major Weed Species	Amount of Product	Precautions, Restrictions & Comments
Tank mixtures	Refer to container label of companion herbicide(s).	<p>EH-1386 Herbicide may be tank mixed with residual herbicides listed below for improved emerged and/or residual weed control. Always refer to the container label of the companion herbicide(s) for the respective precautions, limitations, directions for use, weeds controlled, and application methods. EH-1386 Herbicide may be tank mixed with the following herbicides:</p> <p>MIDDLES MANAGEMENT FOR POME FRUITS, STONE FRUITS, TREE NUTS, AND PISTACHIO ORCHARDS:</p> <p>Orchard Master® Broadleaf Herbicide (EPA Reg. No. 2217-703) is intended for directed applications to broadleaf weeds in established plantings of pome fruits, stone fruits and tree nuts. This product may be applied as a broadcast treatment to the vegetation in the row middles of established trees, and this product may be applied as a band application to control the weeds in the tree rows. Transplanted stock and established trees must be at least one (1) year old and in vigorous condition.</p>

Table 8. Directions for Fallow Land, Dosage Rates, Spray Volumes, Restrictions, and Comments for Broadcast Applications Appropriate for Each Site.

Sites and Major Weed Species	Amount of Product	Spray Volume	Precautions, Restrictions & Comments
<p>Sites: Fallow Systems: Chemical fallow, preplant fallow beds, & aid-to-tillage.</p> <p>Major Weed Species: Annual, biennial, and perennial weeds including Canada thistle field bindweed, downy brome, cheat, tansy mustard, foxtail</p>	0.4 to 0.8 pt/acre (6.8 to 13.5 fl.oz./acre)	<10 gal/acre	<p>FALLOW LAND: Fallow land or land idle between crops may be subject to unwanted weed growth. Use in fallow and reduced tillage systems 30 days before planting. For emerged annual weed control, apply at maximum emergence of weeds, but before weeds are greater than 6 inches tall.</p> <p>This product may be used as a substitute for tillage to control annual weeds in fallow fields. Also, broadcast or spot treatments will control or suppress many perennial weeds in fallow fields. Ground or aerial application equipment may be used. The addition of 2,4-D may aid in the suppression of emerged perennial broadleaf weeds and large annual broadleaf weeds.</p>
Tank mixtures	Refer to container label of companion herbicide(s).		<p>EH1386 Herbicide may be tank mixed with residual herbicides listed below for improved emerged and/or residual weed control. Always refer to the container label of the companion herbicide(s) for the respective precautions, limitations, directions for use, weeds controlled, and application methods. EH1386 Herbicide may be tank mixed with the following herbicides:</p> <p>Gordon's Hi-Dep Broadleaf Herbicide (EPA Reg. No. 2217-703)</p>



Table 9. Directions for Pasture, Dosage Rates, Spray Volumes, Restrictions, and Comments for Broadcast Applications Appropriate for Each Site.

Sites and Major Weed Species	Amount of Product	Spray Volume	Precautions, Restrictions & Comments
<p>Sites: Pasture Reseeding (8 week preharvest interval)</p> <p>Major Weed Species: For suppression/control of existing sod & undesirable emerged broadleaf weeds & grasses prior to, or at time of, planting of grasses or forage legumes or winter annuals.</p>	1.6 to 8.4 pt/acre	3 to 40 gal/acre	<p>SITE PREPARATION: This product may be applied prior to planting or emergence of forage grasses and legumes. In addition, this product may be used to control perennial pasture species listed on this label prior to replanting.</p> <p>Remove domestic livestock before application and wait 8 weeks after application before grazing or harvesting.</p>
<p>Sites: Pasture Renovation: (For control of endophyte-fungus-infected fescue forage, legume/grass mixture & other grass pastures.) (8 week preharvest interval)</p> <p>Major Weed Species: For suppression/control of existing sod & undesirable emerged broadleaf weeds & grasses prior to, or at time of, planting of grasses or forage legumes or winter annuals.</p>	1.6 to 5.0 pt/acre	3 to 40 gal/acre	Use split applications of 10 to 21 days apart if necessary. Apply when fescue is actively growing.
Tank mixtures	Refer to container label of companion herbicide(s).		<p>EH-1386 Herbicide may be tank mixed with residual herbicides listed below for improved emerged and/or residual weed control! Always refer to the container label of the companion herbicide(s) for the respective precautions, limitations, directions for use, weeds controlled, and application methods. EH-1386 Herbicide may be tank mixed with the following herbicides:</p> <p>Gordon's Hi-Dep Broadleaf Herbicide(EPA Reg. No. 2217-703) Gordon's Amine 400 Broadleaf Herbicide(EPA Reg. No. 2217-2)</p>



SUBLABEL 2
Wildlife Food Plot Sublabel

DIRECTIONS FOR USE

It is a violation of Federal law to use this product in a manner inconsistent with its labeling.

Do not apply this product in a way that will contact workers or other persons, either directly or through drift. Only protected handlers may be in the area during application. For any requirements specific to your State or Tribe, consult the agency responsible for pesticide registration.

Agricultural Use Requirements

Use this product only in accordance with its labeling and with the Worker Protection Standard, 40 CFR part 170.

This standard contains requirements for the protection of agricultural workers on farms, forests, nurseries, and greenhouses, and handlers of agricultural pesticides. It contains requirements for training, decontamination, notification, and emergency assistance. It also contains specific instructions and exceptions pertaining to the statements on this label about personal protective equipment (PPE) and restricted-entry interval. The requirements in this box only apply to uses of this product that are covered by the Worker Protection Standard.

Do not enter or allow worker entry into treated areas during the restricted-entry interval (REI) of 4 hours.

PPE required for early entry to treated areas that is permitted under the Worker Protection Standard and that involves contact with anything that has been treated, such as plants, soil or water is: coveralls, chemical resistant gloves category A such as butyl rubber, natural rubber, neoprene rubber, or nitrile rubber ≥14 mil, and shoes plus socks.

Non-Agricultural Use Requirements

The requirements in this box apply to uses of this product that are NOT within the scope of the Worker Protection Standard (40 CFR Part 170) for agricultural pesticides. The WPS applies when this product is used to produce agricultural plants on farms, forests, nurseries, or greenhouses. Keep people and pets off treated areas until spray solution has dried.

1. Product Information [What It Does]

This product will kill many herbaceous and woody plants in wildlife food plots, wildlife habitat restoration areas, and wildlife management areas. It mixes readily with water for application as a foliar spray. It may be applied through most standard sprayers.

This product moves through the plant from the point of foliage contact to and into the root system. Visible effects on most annual weeds occur within 2 to 4 days, but on most perennial weeds may not occur for 7 days or more. Extremely cool or cloudy weather following treatment may slow activity of this product and delay visual effects of control.

Visible effects are gradual wilting and yellowing of the plant which advances to complete browning of above-ground growth and deterioration of underground plant parts. Unless otherwise specified on this label, delay application until vegetation has emerged and reached the growth stages described for control. Unemerged plants arising from unattached underground rhizomes or root stocks of perennials will not be affected by the herbicide and will continue to grow. For this reason, best control of most perennial weeds is obtained when treatment is made at late growth stages approaching maturity.

2. Use Sites [Where To Use]

This product may be used in wildlife food plots, wildlife habitat restoration areas, and wildlife management areas.

Wildlife food plots: This product may be used as a site preparation treatment prior to planting wildlife food plots. Apply as directed to control vegetation in the plot area. Any wildlife food species may be planted after applying this product, or native species may be allowed to reinfest the area. If tillage is needed to prepare a seedbed, wait 7 days after applying this product before tilling to allow for maximum effectiveness.

Habitat restoration and management: When applied as directed, undesirable vegetation may be controlled in habitat management areas. Applications may be made to allow recovery of native plant species and for similar broad-spectrum vegetation control requirements in habitat management areas.

Spot treatments may be made to selectively remove unwanted plants for habitat enhancement. For spot treatments, care should be exercised to keep spray off of desirable plants.

3. Application Directions

3.1 For Pump Style Sprayers [TANK SPRAYER ICON]

Ideal for smaller wildlife food plots.

1. Add the appropriate amount of water and concentrate to the sprayer tank. Close sprayer and pump handle to pressurize.
2. Adjust nozzle to deliver a coarse spray pattern.
3. Spray to wet leaf surfaces. Apply evenly.
4. Re-pressurize the sprayer as needed to maintain a good spray pattern.

3.2 For 12 Volt ATV & Tow-Behind Boom Sprayers [SPRAYER ICONS]

Ideal for treating larger Wildlife Food Plots


1. Consult your equipment owner's manual to calibrate your application equipment.
2. Add 1/2 to 2/3 of the required amount of water to the spray tank.
3. Slowly add in [product name] with agitation.
4. Add balance of water to the tank
5. To apply evenly, drive the tractor at a constant speed and spray to wet leaf surfaces.

4. Spray Preparation

EH1386 Herbicide is a soluble concentrate that dissolves readily in clean water (free of mud or clay). Reduced results may occur if water containing soil is used, such as water from ponds or unlined ditches. In certain applications, liquid fertilizer may replace part of the water as a diluent. Additional surfactants are not required for this formulation.

EH1386 Herbicide Alone With Water As Diluent:

1. Determine spray volume needed for the treated area. Add one-half the required amount of clean water to the spray tank.
2. Measure the specified amount of product and add EH1386 Herbicide slowly with agitation, and complete filling the tank with water.
3. Mix thoroughly and continue agitation while spraying.



Sprayer Cleanup: CLEAN THE ENTIRE SPRAYER AFTER APPLICATION OF THIS PRODUCT. Failure to clean the sprayer thoroughly may result in injury to desirable crops which are subsequently sprayed.

5. How Much To Use

Spray concentrations for applications made on a spray-to-wet basis range from [1.5 to] 2.5 fl.oz. of product per 1 gallon of water ([22.5 to] 37.5 fl.oz or product per 15 gallons of water). [Use the lower spray concentrations in the range for annual weeds and the higher spray concentration for perennial and hard-to-control species.] Do not apply more than 1 gallon of product per acre.

6. Use Precautions

AVOID DRIFT. EXTREME CARE MUST BE USED WHEN APPLYING THIS PRODUCT TO PREVENT INJURY TO DESIRABLE PLANTS AND CROPS.

Do not allow the herbicide solution to mist, drip, drift or splash onto desirable vegetation since minute quantities of this product can cause severe damage or destruction to the crop, plants, or other areas on which treatment was not intended.

The likelihood of injury occurring from the use of this product is greatest when winds are gusty or in excess of 5 miles per hour or when other conditions, including lesser wind velocities, will allow spray drift to occur. When spraying, avoid combinations of pressure and nozzle types that will result in splatter or fine particles (mist) which are likely to drift.

AVOID APPLYING AT EXCESSIVE SPEED OR PRESSURE.

NOTE: Use of this product in any manner not consistent with this label may result in injury to persons, animals or crops, or other unintended consequences. Keep container closed to prevent spills and contamination.

7. Use Tips

- [Always use the higher rate of this product within the specified range when weed growth is heavy or dense.]
- Do not treat weeds under poor growing conditions such as drought stress, disease or insect damage, as reduced weed control may result. Reduced results may also occur when treating weeds heavily covered with dust.
- Reduced control may result when applications are made to annual or perennial weeds that have been mowed, grazed, or cut, and have not been allowed to regrow to the specified stage for treatment.
- Rainfall or irrigation occurring within 6 hours after application may reduce effectiveness. Heavy rainfall or irrigation within 2 hours after application may wash the chemical off the foliage and a repeat treatment may be required.
- This product does not provide residual weed control. For subsequent residual weed control, follow a label-approved herbicide program. Read and carefully observe the cautionary statements and all other information appearing on the labels of all herbicides used.
- Buyer and all users are responsible for all loss or damage in connection with the use or handling of mixtures of this product with herbicides or other materials that are not expressly specified in this labeling. Mixing this product with herbicides or other materials not specified on this label may result in reduced performance.
- For best results, spray coverage should be uniform and complete.
- The maximum rates stated on this product labeling apply to this product combined with the use of all other herbicides containing glyphosate or sulfosate as the active ingredient. Calculate the application rates and ensure that the total use of this and other glyphosate or sulfosate containing products does not exceed stated maximum use rates.

8. Spray Drift Management

DRIFT MAY CAUSE DAMAGE TO ANY OTHER VEGETATION CONTACTED TO WHICH TREATMENT IS NOT INTENDED. TO PREVENT INJURY TO ADJACENT DESIRABLE VEGETATION, APPROPRIATE BUFFER ZONES MUST BE MAINTAINED.

Avoiding spray drift at the application site is the responsibility of the applicator. The interaction of many equipment and weather-related factors determine the potential for spray drift. The applicator and the grower are responsible for considering all these factors when making decisions.

Importance of Droplet Size: The most effective way to reduce drift potential is to apply large droplets. The best drift management strategy is to apply the largest droplets that provide sufficient coverage and control. Applying larger droplets reduces drift potential, but will not prevent drift if applications are made improperly, or under unfavorable environmental conditions (see Wind, Temperature and Humidity, and Temperature Inversion sections of this label).

Controlling Droplet Size:

- **Volume** - Use high flow rate nozzles to apply the highest practical spray volume. Nozzles with higher rated flows produce larger droplets.
- **Pressure** - Use the lower spray pressures recommended for the nozzle. Higher pressure reduces droplet size and does not improve canopy penetration. When higher flow rates are needed, use higher flow-rate nozzles instead of increasing pressure.
- **Number of Nozzles** - Use the minimum number of nozzles that provide uniform coverage.
- **Nozzle Orientation** - Orienting nozzles so that the spray is released backwards, parallel to the airstream, will produce larger droplets than other orientations. Significant deflection from the horizontal will reduce droplet size and increase drift potential.
- **Nozzle Type** - Use a nozzle type that is designed for the intended application. With most nozzle types, narrower spray angles produce larger droplets. Consider using low-drift nozzles. Solid stream nozzles oriented straight back produce larger droplets than other nozzle types.
- **Wind** - Drift potential is lowest between wind speeds of 2 - 10 MPH. However, many factors, including droplet size and equipment type determine drift potential at any given speed. Application should be avoided below 2 MPH due to variable wind direction and high inversion potential. Note: Local terrain can influence wind patterns. Every applicator should be familiar with local wind patterns and how they affect drift.
- **Temperature and Humidity** - When making applications in low relative humidity, set up equipment to produce larger droplets to compensate for evaporation. Droplet evaporation is most severe when conditions are both hot and dry.
- **Temperature Inversion** - Applications must not occur during a temperature inversion, because drift potential is high. Temperature inversions restrict vertical air mixing, which causes small suspended droplets to remain in a concentrated cloud. This cloud can move in unpredictable directions due to the light variable winds common during inversions. Temperature inversions are characterized by increasing temperature with altitude and are common on nights with limited cloud cover and light to no wind. They begin to form as the sun sets and often continue into the morning. Their presence can be indicated by ground fog; however, if fog is not present, inversions can also be identified by the movement of smoke from a ground source or an aircraft smoke generator. Smoke that layers and moves laterally in a connected cloud (under low wind conditions) indicates an air inversion, while smoke that moves upwards and rapidly dissipates indicates good vertical air mixing. Sensitive Areas: This pesticide should only be applied when the potential for drift to adjacent sensitive areas (e.g., residential areas, bodies of water, known habitat for threatened or endangered species, non-target crops) is minimal (eg. when wind is blowing away from the sensitive areas).




9. Weeds Controlled

Annual Weeds: Apply to actively growing grass and broadleaf weeds. Allow at least 3 days after treatment before disturbing vegetation. After this period, weeds may be mowed, tilled or burned. To prevent seed production, applications should be made prior to seedhead formation.

Weed Species	
Anoda, spurred	Medusahead
Barnyardgrass, <i>Echinochloa crus-galli</i>	Morningglory, <i>Ipomoea</i> spp.
Bassia, fivehook, <i>Bassia hyssopifolia</i>	Mustard, blue, <i>Chorispora tenella</i>
Bittercress	Mustard, tansy, <i>Descurainia pinnata</i>
Black nightshade	Mustard, tumble, <i>Sisymbrium altissimum</i>
Bluegrass, annual, <i>Poa annua</i>	Mustard, wild, <i>Brassica kaber</i>
Bluegrass, bulbous, <i>Poa bulbosa</i>	Oats, wild, <i>Avena fatua</i>
Brome, downy	Panicum, <i>Panicum</i> spp.
Brome, Japanese	Pennycress, field, <i>Thlaspi arvensis</i>
Buttercup, <i>Ranunculus</i> spp.	Pigweed, redroot, <i>Amaranthus retroflexus</i>
Carolina geranium	Pigweed, smooth, <i>Amaranthus hybridus</i>
Carpetweed	Plains/Tickseed coreopsis
Cheatgrass	Puncturevine
Cheeseweed, <i>Malva parviflora</i>	Purslane, common
Chervil	Ragweed, common, <i>Ambrosia artemisiifolia</i>
Chickweed	Ragweed, giant, <i>Ambrosia trifida</i>
Chickweed, mouseear, <i>Cerastium vulgatum</i>	Rocket, London, <i>Sisymbrium irio</i>
Cocklebur	Sandbur, field, <i>Cenchrus</i> spp.
Copperleaf hophornbeam	Shattercane Sorghum bicolor <i>Sorghum bicolor</i>
Corn speedwell	Shepherdspurse, <i>Capsella bursa-pastoris</i>
Crabgrass, <i>Digitaria</i> spp.	Sicklepod
Dwarf dandelion, <i>Krigia cespitosa</i>	Signalgrass, broadleaf, <i>Brachiaria platyphylla</i>
Eclipta	Smartweed, ladythumb
Falsedandelion	Smartweed, Pennsylvania, <i>Polygonum pennsylvanicum</i>
Falseflax, smallseed, <i>Camelina microcarpa</i>	Sowthistle, annual, <i>Sonchus oleraceus</i>
Fiddleneck, <i>Amsinckia</i> spp.	Spanishneedles
Filaree	Speedwell, purslane
Flaxleaf fleabane, <i>Conyza bonariensis</i>	Spurge, annual
Fleabane, <i>Erigeron</i> spp.	Spurge, prostrate
Florida pusley	Spurge, spotted
Foxtail, <i>Setaria</i> spp.	Spurry, umbrella, <i>Holosteum umbellatum</i>
Foxtail, Carolina, <i>Alopecurus carolinianus</i>	Starthistle, yellow
Goosegrass	Stinkgrass, <i>Eragrostis cilianensis</i>
Groundsel, common, <i>Senecio vulgaris</i>	Sunflower, <i>Helianthus annuus</i>
Henbit	Teaweed/prickly sida
Horseweed/marestail, <i>Conyza canadensis</i>	Texas panicum
Itchgrass	Thistle, Russian, <i>Salsola kali</i>
Johnsongrass, seedling	Velvetleaf, <i>Abutilon theophrasti</i>
Knotweed	Virginia copperleaf
Kochia, <i>Kochia scoparia</i>	Virginia pepperweed
Lambsquarters, common, <i>Chenopodium album</i>	Witchgrass, <i>Panicum capillare</i>
Lettuce, prickly, <i>Lactuca seriola</i>	Woolly cupgrass
Mayweed	Yellow rocket

Perennial Weeds: This product may be used as a broadcast treatment or spot treatment for perennial weeds with any of the application equipment listed on this label in noncropland sites.

Weed Species	
Alligatorweed, <i>Alternanthera philoxeroides*</i>	Loosestrife, purple, <i>Lythrum salicaria</i>
Anise/Fennel, <i>Foeniculum vulgare</i>	Lotus, American, <i>Nelumbo lutea</i>
Artichoke, Jerusalem, <i>Helianthus tuberosus</i>	Maidencane, <i>Panicum hemtomon</i>
Bahiagrass, <i>Paspalum notatum</i>	Milkweed, <i>Asclepias</i> spp.
Bermudagrass, <i>Cynodon dactylon</i>	Muhly, wirestem, <i>Muhlenbergia frondosa</i>
Bermudagrass, water (knotgrass), <i>Paspalum distichum</i>	Mullein, common, <i>Verbascum thapsus</i>




<p>Bindweed, field, <i>Convolvulus arvensis</i> Bluegrass, Kentucky, <i>Poa pratensis</i> Blueweed, Texas, <i>Helianthus ciliaris</i> Brackenfern, <i>Pteridium aquilinum</i> Bromegrass, smooth, <i>Bromus inermis</i> Bursage, woolly-leaf Canarygrass, reed, <i>Phalaris arundinacea</i> Cattail, <i>Typha</i> spp. Clover, red, <i>Trifolium pratense</i> Clover, white, <i>Trifolium repens</i> Cogongrass, <i>Imperata cylindrica</i> Cordgrass, <i>Spartina</i> spp. Cutgrass, giant, <i>Zizaniopsis miliacea</i>* Dallisgrass, <i>Paspalum dilatatum</i> Dandelion, <i>Taraxacum officinale</i> Dock, curly, <i>Rumex crispus</i> Dogbane, hemp, <i>Apocynum cannabinum</i> Fescue, <i>Festuca</i> spp. Fescue, tall, <i>Festuca arundinacea</i> German ivy Guineagrass, <i>Panicum maximum</i> Hemlock, poison, <i>Conium maculatum</i> Horsenettle, <i>Solanum carolineuse</i> Horseradish, <i>Armoracia rusticana</i> Ice-plant, <i>Mesembryanthemum crystallinum</i> Johnsongrass, <i>Sorghum halepense</i> Kikuyugrass, <i>Pennisetum clandestinum</i> Knapweed, <i>Centaurea repens</i> Lantana, <i>Lantana camara</i> Lespedeza, common, <i>Lespedeza striata</i> Lespedeza, serices sericea, <i>Lespedeza cuneata</i></p>	<p>Napiergrass, <i>Pennisetum purpureum</i> Nightshade, silverleaf, <i>Solanum elaeagnifolium</i> Nutsedge, purple, <i>Cyperus rotundus</i> Nutsedge, yellow, <i>Cyperus esculentus</i> Orchardgrass, <i>Dactylis glomerata</i> Pampasgrass, <i>Cortaderia jubata</i> Paragrass, <i>Brachiada mutica</i> Pepperweed, perennial Phragmites, <i>Phragmites</i> spp.* Quackgrass, <i>Agropyron repens</i> Redvine* Reed, giant <i>Arundo donax</i> Ryegrass, perennial, <i>Lolium perenne</i> Smartweed, swamp, <i>Polygonum coccineum</i> Spatterdock, <i>Nuphar luteum</i> Spurge, leafy* Starthistle, yellow, <i>Centaurea soistitalis</i> Sweet potato, wild, <i>Ipomoea pandurata</i>* Thistle, artichoke Thistle, Canada Timothy, <i>Phleum pratense</i> Torpedograss, <i>Panicum repens</i>* Trumpetcreeper* Tules, common, <i>Scirpus acutus</i> Vaseygrass, <i>Paspalum urvillei</i> Velvetgrass, <i>Holcus</i> spp. Waterhyacinth, <i>Eichhornia crassipes</i> Waterlettuce, <i>Pistia stratiotes</i> Waterprimrose, <i>Ludwigia</i> spp. Wheatgrass, western</p>
*Partial control	

Woody Brush And Trees: When applied as specified under the conditions described, this product CONTROLS or PARTIALLY CONTROLS the following woody brush, plants and trees:

Weed Species	
<p>Alder, <i>Alnus</i> spp. Ash, <i>Fraxinus</i> spp.* Aspen, quaking, <i>Populus tremuloides</i> Beech Birch, <i>Betula</i> spp. Blackberry, <i>Rubus</i> spp. Blackgum Bracken Broom, French, <i>Cytisus monspessulanus</i> Broom, Scotch, <i>Cytisus scopadus</i> Buckwheat, California, <i>Edogonum fasciculatum</i>* Cascara pagrada, <i>Rhamnus purshiana</i>* Catsclaw, <i>Acacia greggi</i>* Ceanothus, <i>Ceanothus</i> spp. Chamise, <i>Adenostoma fasciculatum</i> Cherry, Bitter, <i>Prunus emarginata</i> Cherry Black, <i>Prunus serotina</i> Chery, Pin, <i>Prunus pensylvanica</i> Coyotebrush, <i>Baccharis pilularius</i> Creeper, Virginia, <i>Parthenocissus quinquefolia</i>* Deerweed Dewberry, <i>Rubus trivialis</i> Dogwood, <i>Cornus</i> spp. Elderberry, <i>Sambucus</i> spp.</p>	<p>Monkey flower, <i>Mimulus guttatus</i>* Mountain-misery (Bearclover), <i>Chamaebatia foliolosa</i> Oak, Black, <i>Quercus yelutina</i>* Oak, Northern Pin, <i>Quercus palustris</i> Oak, Post, <i>Quercus stellata</i> Oak, Red, <i>Quercus rubra</i> Oak, Southern Red, <i>Quercus falcata</i> Oak, White, <i>Quercus alba</i>* Peppertree, Brazilian, <i>Schinus terebinthifolius</i> Persimmon, <i>Diospyros</i> spp.* Pine Poison ivy, <i>Rhus radicans</i> Poison oak, <i>Rhus toxicodendron</i> Poplar, yellow (Tulip tree), <i>Liriodendron tulipifera</i>* <i>Prunus</i> spp. Raspberry, <i>Rubus</i> spp. Redbud, eastern, <i>Cercis canadensis</i> Rose, multiflora, <i>Rosa multiflora</i> Russian olive, <i>Elaeagnus angustifolia</i> Sage, black and white, <i>Salvia</i> spp. Sagebrush, California, <i>Artemisia californica</i> Salmonberry, <i>Rubus spectabilis</i> Saltcedar, <i>Tamarix</i> spp. Saltbush</p>

Weed Species	
Elm, <i>Ulmus</i> spp.*	Sea myrtle <i>Baccharis halimifolia</i>
Eucalyptus, bluegum, <i>Eucalyptus</i> spp.	Sassafras spp.
Gorse	Sourwood, <i>Oxydendrum arboreum</i> *
Hasardia, <i>Haplopappus squamosus</i> *	Sumac, Poison, <i>Rhus vernix</i> *
Hawthorn, <i>Crataegus</i> spp.	Sumac, Smooth, <i>Rhus glabra</i> *
Hazel, <i>Corylus</i> spp.	Sumac, Winged, <i>Rhus copallina</i> *
Hickory, <i>Carya</i> spp.	Sweetgum, <i>Liquidambar styraciflua</i>
Holly	Swordfern, <i>Polystichum munitum</i>
Honeysuckle, <i>Lonicera</i> spp.	Tallow tree, Chinese, <i>Sapium sebiferum</i>
Hornbeam, American, <i>Carpinus caroliniana</i>	Thimbleberry, <i>Rubus parviflorus</i>
Kudzu, <i>Pueraria lobata</i>	Tobacco, tree, <i>Nicotiana glauca</i> *
Locust, black, <i>Robinia pseudoacacia</i> *	Toyon
Madrone	Trumpet creeper, <i>Campsis radicans</i>
Manzanita, <i>Arctostaphylos</i> spp.	Waxmyrtle, southern, <i>Myrica cerifera</i> *
Maple, Red, <i>Acer rubrum</i> *	Willow, <i>Salix</i> spp.
Maple, Sugar, <i>Acer saccharum</i>	Yerba santa
Maple, Vine, <i>Acer circinatum</i> *	
*Partial control	



93/95

[Back Panel] [Restatement of information in sections 1 and 2.]

Getting Started

This product gives broad-spectrum weed and grass control and is intended for use as a site preparation treatment prior to planting wildlife food plots. Wildlife food species may be planted after application. If the ground must be tilled to prepare a seedbed, wait 7 days after application to allow for maximum effectiveness.

Kills:

Undesirable annual and perennial weeds and grasses, woody brush, and trees. Gives broad-spectrum control without leaving any soil residual activity so that wildlife food plots may be reseeded in 7 days.

Where To Use:

For use in site preparation for wildlife food plots and/or restoration and maintenance of native habitat in wildlife management areas.

Amount To Use:

[1.5 to] 2.5 fl.oz per gallon of spray. [[22.5 to] 37.5 fl.oz of product per 15 gallons of water]

Wildlife Food Plot Application Rates		
Sprayer Capacity	1 gallon Spot Application	15 gallon 12 Volt ATV & Pull Behind Sprayers
Mix Rate	2.5 fl.oz.	37.5 fl.oz.

Coverage:

This [size] bottle makes.[XX to] YY gallons of spray.

Telephone Icon

Computer Icon

For questions or comments call toll-free 1-800-821-7925884-3179 or visit our website at www.pbigordon.com



APPENDIX

1. Statements which may appear on different label components depending on packaging configuration.

- See next panel for additional Precautionary Statements and First Aid
- Net Contents: _____
- EPA Est. No. _____

2. Advertising claims that may be presented on container labeling, advertisements, brochures, and other marketing/sales promotional materials:

- Contains glyphosate
- Super strong formula
- For lawn renovation, fenceline weed control and more
- Covers up to XX acres[*]
- Makes [up to] XX[*]
- *When mixed XXX of product with YYY of water.
- For large areas: farm yards, fencerows, driveways, vacant lots, industrial
- Rain fast in hours
- Even kills the roots
- The big bottle—40 fl. ozs.
- For [large] outdoor areas, farm yards, driveways, vacant lots, industrial sites.
- Glyphosate 50%
- Clears plots of unwanted weeds and grasses
- Clears plots of unwanted weeds and grass
- Kills roots
- Kills to the roots
- Reseed in 7 days
- Makes up to XX gallons of spray
- Makes XX gallons [of spray]
- Rainproof in hours
- Controls Weeds

UNITS OF EQUAL MEASURE FOR EH-1386 HERBICIDE

pints/acre	fl.oz./acre	fl.oz./1,000 sq.ft.	quarts/acre	gallons/acre	pounds IPA glyphosate/acre
0.16	2.5	---	---	---	0.09
0.21	3.3	---	---	---	0.12
0.43	6.8	---	---	---	0.26
0.63	10.1	---	---	---	0.38
0.84	13.5	---	---	---	0.51
1.6	25.6	0.6	0.8	---	1.0
3.3	52.8	1.2	1.7	---	2.0
5.0	80.0	1.8	2.5	0.63	3.01
6.8	108.8	2.5	3.4	0.9	4.1
8.4	134.4	3.1	4.2	1.1	5.1

45/45

DOCUMENT CONTROL INFORMATION

1. **Unique Label Identifier:** 002217-00845.20130107.notif-proposed-clean.doc

2. **Reason for Issue:** add Alternate Brand Names, spelling/grammar, add chart in sublabel 2 (back label restatement of DFU), ad claims

