

2217-844

10/22/2013

1/23



UNITED STATES ENVIRONMENTAL PROTECTION AGENCY
WASHINGTON, D.C. 20460

OFFICE OF CHEMICAL SAFETY
AND POLLUTION PREVENTION

James L. Kuntsman, Ph.D.
PBI/Gordon Corporation
1217 W. 12th Street
P.O. Box 014090
Kansas City, Missouri 64101

OCT 22 2013

Subject: Notification; Per PR-Notice 98-10
EH-1391 Herbicide
EPA Reg. No. 2217-844
Date Submitted: October 7, 2013

Dear Dr. Kuntsman:

The Agency is in receipt of your Application for Pesticide Notification under Pesticide Registration Notice (PRN) 98-10 dated October 7, 2013 for the product referenced above. The Registration Division (RD) has conducted a review of this request for its applicability under PRN 98-10 and finds that the action requested falls within the scope of PRN 98-10. The label submitted with the application has been stamped "Notification" and will be placed in our records.

If you have any questions regarding this letter, please contact me at (703) 306-0415 or davis.kable@epa.gov.

Sincerely,


A handwritten signature in black ink, appearing to read "Kable Bo Davis", written over a horizontal line.

Kable Bo Davis
Product Manager 25
Herbicide Branch
Registration Division (7505P)

2/23

Please read instructions on reverse before completing form.

Form Approved. OMB No. 2070-0060. Approval Expires 2-28-95

 United States Environmental Protection Agency Washington, DC 20460	<input type="checkbox"/> Registration <input type="checkbox"/> Amendment <input checked="" type="checkbox"/> Other	OPP Identifier Number
---	--	-----------------------

Application for Pesticide - Section I

1. Company/Product Number 2217-844	2. EPA Product Manager Kable Bo Davis	3. Proposed Classification
4. Company/Product (Name) EH-1391 Herbicide	PM# Product Manager—Team 25	<input checked="" type="checkbox"/> None <input type="checkbox"/> Restricted
5. Name and Address of Applicant (Include ZIP Code) PBI/Gordon Corporation Post Office Box 014090 Kansas City, Missouri 64101 <input type="checkbox"/> Check if this is a new address	6. Expedited Review. In accordance with FIFRA Section 3(c)(3) (b)(i), my product is similar or identical in composition and labeling to: EPA Reg. No. _____ Product Name _____	

Section - II

<input type="checkbox"/> Amendment - Explain below. <input type="checkbox"/> Resubmission in response to Agency letter dated _____ <input checked="" type="checkbox"/> Notification - Explain below.	<input type="checkbox"/> Final printed labels in response Agency letter dated _____ <input type="checkbox"/> "Me Too" Application. <input type="checkbox"/> Other - Explain below.
--	--

NOTIFICATION
OCT 22 2013

Explanation: Use additional page(s) if necessary. (For section I and Section II.) e-mail to jkunstman@pbigordon.com FAX: 816-421-2731

NOTIFICATION: Labeling notification per PRN 98-10: Notifications, Non-notifications and Minor Formulation Amendments, Section II (M): Directions for Use


We ask to include alternate instructions for battery operated sprayers. Please refer to pages 6 and 7 of the enclosed draft labeling. One (1) copy of the proposed labeling is enclosed for your review.

This notification is consistent with the provisions of PR Notice 98-10 and EPA regulations at 40 CFR 152.46, and no other changes have been made to the labeling or the confidential statement of formula of this product. I understand that it is a violation of 18 U.S.C. Sec. 1001 to willfully make any false statement to the EPA. I further understand that if this notification is not consistent with the terms of PR Notice 98-10 and 40 CFR 152.46, this product may be in violation of FIFRA and I may be subject to enforcement action and penalties under Section 12 and 14 of FIFRA.

Section - III

1. Material This Product Will Be Packaged In:			
Child-Resistant Packaging <input type="checkbox"/> Yes* <input checked="" type="checkbox"/> No	Unit Packaging <input type="checkbox"/> Yes <input checked="" type="checkbox"/> No	Water Soluble Packaging <input type="checkbox"/> Yes <input checked="" type="checkbox"/> No	2. Type of Container <input type="checkbox"/> Metal <input checked="" type="checkbox"/> Plastic <input type="checkbox"/> Glass <input type="checkbox"/> Paper <input type="checkbox"/> Other (Specify)
* Certification must be submitted		If "Yes" Unit Packaging wgt. No. per container	If "Yes" Package wgt. No. per Container
3. Location of Net Contents Information <input checked="" type="checkbox"/> Label <input type="checkbox"/> Container		4. Size(s) Retail Container Quart, 1/2 Gallon, 1 Gallon	
6. Manner in Which Label is Affixed to Product <input type="checkbox"/> Lithograph <input type="checkbox"/> Other _____ <input checked="" type="checkbox"/> Paper glued <input type="checkbox"/> Stenciled		5. Location of Label Directions <input checked="" type="checkbox"/> On Label <input type="checkbox"/> On Labeling accompanying product	

Section - IV

1. Contact Point (Complete items directly below for identification of individual to be contacted, if necessary, to process this application.)		
Name James L. Kunstman, Ph.D.	Title Director of Regulatory Services	Telephone No. (Include Area Code) 816-460-6292
I certify that the statements I have made on this form and all attachments thereto are true, accurate and complete. I acknowledge that any knowingly false or misleading statement may be punishable by fine or imprisonment or both under applicable law.		6. Date Application Received (Stamped)
2. Signature 	3. Title Director of Regulatory Services	
4. Typed Name James L. Kunstman, Ph.D.	5. Date October 7, 2013	



1217 W. 12th STREET · P.O. BOX 014090
KANSAS CITY, MISSOURI 64101-0090
816-421-4070 · 1-800-821-7925
FAX: 816-474-0462

October 7, 2013

Document Processing Desk (NOTIF)
Office of Pesticide Programs (7504P)
U.S. Environmental Protection Agency
Room S-4900, One Potomac Yard
2777 South Crystal Drive
Arlington, VA 22202-4501
Attn: Mr. Kable Bo Davis, (PM-25)

Dear Mr. Davis:

NOTIFICATION: Labeling notification per PRN 98-10: Notifications, Non-notifications and Minor Formulation Amendments. Section II (M) Directions for Use. EH-1391 Herbicide (EPA Reg. No. 2217-844).

I. Request addition of similar application method:

We ask to include alternate instructions for battery operated sprayers. Please refer to pages 6 and 7 of the enclosed draft labeling.

II. Certification Statement:

This notification is consistent with the provisions of PR Notice 98-10 and EPA regulations at 40 CFR 152.46, and no other changes have been made to the labeling or the confidential statement of formula of this product. I understand that it is a violation of 18 U.S.C. Sec. 1001 to willfully make any false statement to the EPA. I further understand that if this notification is not consistent with the terms of PR Notice 98-0 and 40 CFR 152.46, this product may be in violation of FIFRA and I may be subject to enforcement action and penalties under Section 12 and 14 of FIFRA.

III. Enclosures:

- 1. Application for Pesticide Amendment (EPA Form 8570-1)
- 2. One (1) copy of the draft labeling
- 3. One CD containing electronic copies of the draft labeling.

If you have any questions, please call me at 816-460-6292 or contact me at jkunstman@pbigordon.com.

Sincerely,

James. L. Kunstman, Ph.D.
Director of Regulatory Services

Vertical column of small characters on the right side of the page, possibly a scanning artifact or a barcode.

SUBLABEL 1

EH-1391 HERBICIDE

NOTIFICATION

OCT 22 2013

EPA Reg. No. 2217-844

Alternate Brand Names: GroundWork Ready-To-Use 2% Weed & Grass Killer, Gordon's Pronto Fast Acting Weed & Grass Killer, Gordon's Pronto Fast Acting Weed & Grass Killer - Foams on Contact

ACTIVE INGREDIENT:

Isopropylamine salt of glyphosate*	2.0%
OTHER INGREDIENTS:	98.0%
TOTAL	100.00%

*N-(phosphonomethyl)glycine

KEEP OUT OF REACH OF CHILDREN

CAUTION

STOP! READ THE ENTIRE LABEL FIRST. OBSERVE ALL PRECAUTIONS AND FOLLOW DIRECTIONS CAREFULLY.

PRECAUTIONARY STATEMENTS

Hazards to Humans and Domestic Animals

CAUTION: Causes moderate eye irritation. Harmful if absorbed through skin. Avoid contact with skin, eyes or clothing. Harmful if swallowed. Wash thoroughly with soap and water.

First Aid	
If in eyes:	<ul style="list-style-type: none"> • Hold eye open and rinse slowly and gently with water for 15 - 20 minutes. • Remove contact lenses, if present, after the first 5 minutes, then continue rinsing eye. • Call a poison control center or doctor for treatment advice.
If on skin or clothing:	<ul style="list-style-type: none"> • Take off contaminated clothing. • Rinse skin immediately with plenty of water for 15 - 20 minutes. • Call a poison control center or doctor for treatment advice.
If swallowed:	<ul style="list-style-type: none"> • Call a poison control center or doctor immediately for treatment advice. • Have person sip a glass of water if able to swallow. • Do not induce vomiting unless told to do so by a poison control center or doctor. • Do not give anything by mouth to an unconscious person.
<p>Have the product container or label with you when calling a poison control center or doctor or going for treatment. For additional information in case of emergency, call toll free 1-877-800-5556.</p>	

Environmental Hazards

Do not apply directly to water. Do not contaminate water when disposing of equipment washwater and rinsate.

[Environmental Hazards (alternate per PRN 2008-1)

To protect the environment, do not allow pesticide to enter or run off into storm drains, drainage ditches, gutters or surface waters. Applying this product in calm weather when rain is not predicted for the next 24 hours will help to ensure that wind or rain does not blow or wash pesticide off the treatment area.]

Physical Or Chemical Hazards

Combustible. Do not use or store near heat or open flame.

DIRECTIONS FOR USE

It is a violation of Federal law to use this product in a manner inconsistent with its labeling. Keep children and pets out of treated areas until sprays have dried.

1. How It Works

Facts and Tips

- EH-1391 Herbicide is a general purpose herbicide designed as a ready-to-use spray to control a broad spectrum of emerged annual and perennial weed species. EH-1391 Herbicide will control unwanted species of grass, sedge, broadleaf weeds, and certain woody species around trees, shrubs and fences.
- This product kills plants by inhibiting the production of a substance found only in plants. It enters plants through the sprayed foliage and moves down to the roots.
- This product is nonselective and will kill or injure all vegetation contacted by the spray. Do not spray plants or grasses you like—they may die too. Not recommended for spot weed control in lawns since this product kills lawn grasses.
- Any product not absorbed by plants breaks down into natural materials without moving in or on the soil to untreated plants.
- This product has no soil residual activity and thus will not affect nearby untreated plants.
- Plants that have not emerged at the time of application will not be controlled.
- Best results will be obtained when the weed species are actively growing.

2. Tough Weed Control (Annuals, Perennials, and Brush)

CONTROLS WEEDS AND GRASSES INCLUDING:

Lawn and Turfgrass Species			
EH-1391 Herbicide will provide full or partial control (suppression) of these lawn and turfgrass species:			
Bahiagrass	Bromegrass, downy and smooth	Fescue, chewings, hard, red, tall and sheep	Orchardgrass
Bentgrass, colonial, creeping and redtop	Buffalograss*	Foxtail, green, yellow, creeping, meadow and giant	<i>Paspalum spp</i>
Bermudagrass, common and hybrid	Canarygrass, reed	Johnsongrass	Ryegrass, annual (Italian), perennial, and hardy
Bluegrass, annual, rough, and Kentucky	Carpetgrass*	Kikuyugrass	St. Augustinegrass
	Centipedegrass		Zoysiagrass or Japanese lawnglass
* Not for use in California			

Woody Species			
EH-1391 Herbicide will provide full or partial control (suppression) of these woody species:			
Alder	Elderberry	Mock orange*	Quaking aspen
Blackberry	Honeysuckle	Manzanita	Raspberry
Barberry*	Hickory	Pine	Sumac

<i>Ceanothus spp.</i>	Kudzu	Poison ivy	Trumpetcreeper
Cherry	Lantana	Poison oak	Wild blackberry
Coyotebrush	Maple	Poison hemlock	Western red cedar*
Dewberry	Multiflora rose	Oak	Willow
Elm			
* Not for use in California			

Annual and Perennial Weed Species			
EH-1391 Herbicide will provide full or partial control (suppression) of these annual and perennial weed species:			
Artichoke, Jerusalem	Fiddleneck	Oleander*	Tansy ragwort
Barnyardgrass	Field bindweed	Oxalis	Tansy mustard
Beggarweed	Field pennycress	Pampasgrass	Texas panicum
Bittercress	Field sandbur	Pennsylvania smartweed	Thistle
Black medic	Filaree	Pennywort	Timothy
Broadleaf plantain	Florida pusley	Pigweed	Toadflax
Buckhorn plantain	Garden spurge	Plantain	Torpedograss
Bull thistle	Goosegrass	Prickly lettuce	Trailing lantana
Burclover	Green foxtail	Primrose	Tumble mustard
Canada thistle	Guineagrass	Prostrate spurge	Vaseygrass
Chickweed	Hemp sesbania	Puncturevine	Velvetleaf
Clover	Henbit	Purple cudweed	Virginia-creeper
Cocklebur	Horsenettle	Purple nutsedge	White clover
Common groundsel	Horseradish	Purslane	Whiteweed
Common mullien	Horseweed/marestail	Quackgrass	Wild barley
Common ragweed	Ironweed	Ragweed	Wild carrot
Coral-bead	Knapweed	Red clover	Wild geranium
Crabgrass	Knawel	Red sorrel*	Wild morningglory
Creeping beggarweed	Knotweed	Redroot pigweed	Wild mustard
Creeping Charlie	Lambsquarters	Shepherdspurse	Wild oats
Curly dock	London rocket	Smartweed	Wild sweet potato
Dallisgrass	Lovegrass	Smooth catsear	Witchgrass
Dandelion	Mallow	Smooth pigweed	Yarrow
Dogfennel	Mayweed	Sowthistle	Yellow nutsedge
Evening primrose	Milkweed	Spotted spurge	Yellow oxalis
Fall panicum	Mouseear chickweed	Spurge	Yellow starthistle
False dandelion	Nimblewill	Sunflower	and many other weeds
Fennel			
* Not for use in California			

3. Where To Use

For General Weed Control and Spot Spraying

- Along and on sidewalks, gravel/brick walkways, paths, curbs, paved areas (private roads and streets), driveways, parking areas, recreational areas.
- Along ornamental lawns and turfgrass.
- Around or near ornamental/shade trees, fruit and nut trees, grapevines, shrubs, groundcovers, flower beds, mulched landscape beds.
- Along fences, hedgerows, under fencelines.
- Around rocks, signposts, light posts, or on fringe areas.
- Around or along buildings/structures, foundations, patios, houses, mobile homes, vacant lots, urban areas, domestic outdoor premises, and other areas associated with household or home life.
- In areas for lawn replacement or garden plot preparation.
- Urban areas where total vegetation control is desired.
- Farmsteads where total vegetation control is desired: around farmstead building foundations, along fences, hedgerows, fencerows, under fencelines, around shelterbelts and other areas where nonselective weed control is desired.

For Landscaping

- Prepare areas for planting of ornamentals, trees, shrubs, desert landscapes, rock gardens, flower beds or similar plantings:
- Delay mowing, tilling, or disturbing the treated vegetation for at least seven (7) days after application of this product for the best results. However, if the treated vegetation is not disturbed, planting or transplanting of trees, flowers, shrubs, bedding plants may be done at one (1) day after application.

For Wildlife Areas

- Prepare areas for planting wildlife food.
- Control undesirable and exotic plants to allow for recovery or planting of native species.
- Make treatments to remove unwanted plants. Take care to keep spray off desirable plants.

For Brush Control

Foliar Sprays for Brush

- Cut back brush that is taller than 5 feet and then spray regrowth.
- For maximum activity, weeds should be growing vigorously at the time of the postemergent applications. The most favorable period for treatment occurs after full leaf stage in the spring and continues into early summer. Brush treated in the late fall may not be fully controlled.
- Spray uniformly the foliage of the vegetation to be controlled. Apply for full coverage and thorough brush/weed contact.
- Follow-up applications of this product or with a different herbicide may be needed under less favorable growing conditions and for hard-to-control species including blackberry, poison oak, and kudzu. Another choice for effective brush control is Gordon's Cleanout® Brush and Stump Spray. Gordon's Cleanout® Brush and Stump Spray is recommended to control undesirable woody plants including buckbrush, poison ivy, multiflora rose, and sumac. Foliar applications of Gordon's Cleanout® Brush and Stump Spray are appropriate during the period of active growth of the brush. Cut stump, basal bark, and frill treatments of Gordon's Cleanout® Brush and Stump Spray may be applied any time of year.

Cut-Surface Stump Treatment (Not for use in California)

- Cut stump treatments are effective on stumps with diameters larger than 3-4 inches in diameter.
- Cut trees and brush close to the soil surface. Apply this to the freshly cut surface of the stump *immediately* after cutting. Delays in application may reduce the effectiveness.
- Apply for full and thorough coverage of the cut surface. Treat the entire circumference of the stump by drenching the cambium (the outermost wood between the pith and the bark).
- Treatment will control or suppress many types of woody brush and trees, such as alder, bluegum eucalyptus, madrone, oak, giant reed, saltcedar, sweetgum and tan oak.
- The most favorable period for cut stump treatment occurs after full leaf stage in the spring and continues into early summer. Brush and trees treated in the late fall may not be fully controlled.
- Follow-up applications of this product or with a different herbicide may be needed under less favorable growing conditions and for hard-to-control species. Another choice for effective control with a cut-surface stump treatment is Gordon's Cleanout® Brush and Stump Spray.

For Lawn Renovation and Lawn Replacement

- Spot treatments or broadcast applications can be used to establish or renovate warm season and cool season turfgrass from seed or planting stock. This product may be applied before planting, seeding, sprigging, plugging, or sodding.
- Use EH-1391 Herbicide to remove the existing lawn and kill weeds and grasses. Uniform and complete spray coverage of all existing vegetation is required.
- Bermudagrass, nutsedge, torpedograss and deep rooted perennials may require a second treatment in 5 to 7 days.
- For best results, apply in spring or fall when daytime temperatures are at least 60° F.
- Best results are obtained when one mowing is skipped before and after the application of this product.

- If the lawn is dry, water lawn before applying EH-1391 Herbicide. Water again 2 to 3 days after application.
- Seeding, sprigging, plugging or sodding may be done at seven (7) days after application of this product. Prepare the soil for planting by raking, rototilling, vertical cutting, or other tillage method.
- Rake up and remove loosened thatch or debris.
- Mix in starter fertilizer and soil amendments if needed. Establish the lawn according to local cultural practices.

For Vine Control

- If vines are growing up poles, fences, or tree trunks with mature bark, cut vines to a height of 3 to 4 feet and spray vines thoroughly.
- If vines are climbing shrubs or tree trunks with green bark, cut vines at base and treat as directed for stumps or spray regrowth. If spraying regrowth, shield shrubs and green bark from spray drift with a piece of cardboard or plastic.

4. How And When To Apply

- EH-1391 Herbicide is formulated for "spot" treatment of individual weeds and grasses. This product is ready-to-use (RTU) and is applied directly from the container fitted with a trigger sprayer. Adjust the sprayer tip to deliver coarse spray droplets to the individual weeds. Direct the spray to the target weeds—the ones you want to kill—to provide uniform and thorough coverage. Apply on a spray-to-wet basis.
- **Trigger sprayers that deliver droplets that foam on contact:** EH-1391 is formulated for "spot" treatment of individual weeds and grasses. This product is ready-to-use (RTU) and is applied directly from the container fitted with a trigger sprayer. This nozzle delivers spray droplets (stream) that foams on contact with the plant leaves. This trigger sprayer improves the accuracy of spray placement and reduces the dripping on desirable plants. Direct the spray to the target weeds (or to individual weeds) and apply on a spray-to-wet basis. Allows you to see treated weeds. Ideal for tight spots like flower beds and gardens.
- **[Supplemental registrants may include or omit instructions for use as an edger as presented in this paragraph.]** EH-1391 Herbicide is an easy edger for use around desirable plants and vegetation. To use, remove cap and fasten the built-in sprinkler applicator. For edging, turn container upside down. Walk slowly holding nozzle 2 to 6 inches above [weeds and grasses][area to be treated]. Thoroughly wet the foliage of the unwanted vegetation. A one-gallon container covers a 2 inch band 1,200 feet long. For larger area coverage, adjust the width of the spray pattern by varying the height of the container.]
- **Battery-operated trigger sprayer:** This product is applied directly from the container using the battery-operated trigger sprayer. The sprayer is packaged with the battery installed. To use, remove the cap from the container, insert the pickup tube and thread cap attached to pickup tube to the container. Move the safety lock located below the trigger to the "ON" position. Pull trigger, waiting several seconds for fluid to prime. Adjust the sprayer tip to deliver coarse spray droplets. To store, move the safety lock located below the trigger to the "LOCK" position.

Battery-Operated Trigger Sprayer [alternate]:

Setting up the battery operated sprayer:

1. Remove clear plastic shrink-wrap from sprayer unit.
2. Remove sprayer from bottle neck. Unwrap the tubing.
3. Remove seal from top of cap. Unplug cap.
4. Securely snap the plug into the hole on cap.
5. Remove plastic tab near top of sprayer to activate batteries.
6. Twist nozzle to adjust spray from Close (X icon) to Spray (spray icon) or STREAM (Stream icon).
7. When priming the sprayer, hold sprayer level to the ground. Sprayer may not prime if it is held at an angle. Once primed, it will spray in any direction.

How to use the battery operated sprayer:

1. Aim toward target area to be treated, and away from people and pets.
2. Squeeze the trigger to spray.

3. Release the trigger to stop spray.

After use:

1. Twist nozzle completely to CLOSE position.
2. Secure sprayer upright in holster.
3. Failure to adjust nozzle completely to CLOSE position and properly secure sprayer in holster may result in leakage and damage to property of injury to people and animals.

To replace batteries:

1. Push release button near nozzle and lift up on battery hatch.
2. Remove used batteries and insert two new AA batteries in correct positions as marked per diagram inside of battery compartment. Never insert the positive end where the negative end belongs and vice versa. Always use a complete set of new batteries of the same type when replacing batteries. Never mix alkaline, carbon-zinc or rechargeable batteries.
3. Securely close battery compartment door.
4. Always follow manufacturer's recommendations for use and disposal of batteries.

Additional operating notes:

1. Do not submerge in water.
 2. Before each use, inspect sprayer carefully – make sure hose is flexible and not kinked, worn or cracked and that all connections are tight.
 3. When storing sprayer for prolonged periods, remove batteries.
- Apply when the weeds are growing actively and air temperatures are above 60°F.
 - Spray [Use] when air is calm to prevent drift to desirable plants.
 - When treating around desirable plants, shield plants from drift with a sheet of cardboard or plastic. If desirable plant is accidentally sprayed, rinse off immediately with water.
 - One (1) application will kill most of the weeds listed.
 - Weeds usually begin to wilt within hours with complete kill in 1 to 2 weeks
 - Rain or watering 2 hours after application will not wash away effectiveness
 - Weed control may be reduced under adverse environmental conditions, e.g., drought, cool temperatures or misapplication. Difficult to control weeds, dense infestations/populations, or heavy/dense growth (canopy) of the target species may require additional applications. Two (2) or more applications at four (4) weeks intervals may be required for season long control.
 - Ornamental flowers, trees and shrubs may be planted 1 day after application.
 - This 32 fl.oz. (1.0 quart) retail container size treats approximately 250 weeds or up to 875 sq.ft.
 - This 64 fl.oz. (½ gallon) retail container size treats approximately 500 weeds or up to 1,750 sq.ft.
 - This 128 fl.oz. (1.0 gallon) retail container size treats approximately 1,000 weeds or up to 3,500 sq.ft.

[OPTIONAL TEXT:]

GARDENS (vegetables, herbs, small fruits and berries):

This product may be applied before planting or transplanting of vegetables (garden crops), herbs and small fruits and berries. This product may be used as a broad spectrum postemergent herbicide prior to planting to control annual and perennial weeds including field bindweed, johnsongrass, or dallisgrass. Spray the undesirable vegetation on a spray-to-wet basis. Uniform and complete spray coverage of all existing vegetation is required.

Planting intervals:

Blackberry, blueberry, boysenberry, currant, dewberry, elderberry, gooseberry, huckleberry, Loganberry, olallieberry, red raspberry and black raspberry	1 day
Artichoke (Jerusalem), beans (all), beet greens, broccoli, Brussels sprout, cabbage (all), carrot, cauliflower, celery, chard (Swiss), chicory, collards, endive, horseradish, kale, kohlrabi, leek, lentil, lettuce, mustard greens, okra, onion, rape greens, parsley, parsnip, potato, radish, rhubarb, rutabaga, spinach, sweet potato, turnip and yams	1 day
Corn, cucumber, eggplant, garlic, gourds, melons (all), pea (all), pepper (all), pumpkin, squash (summer and winter), tomatillo, tomato (by seed) and watercress	3 days
Tomatoes from transplants and all berries, fruits, vegetables and herbs not on previous lists	30 days

Harvest Intervals:

Allow a minimum of 14 days between the last application of this product and harvest of berries: Blackberry, blueberry, boysenberry, currant, dewberry, elderberry, gooseberry, huckleberry, Loganberry, olallieberry, red raspberry and black raspberry.
[END OPTIONAL TEXT]

STORAGE AND DISPOSAL

Do not contaminate water, food, or feed by storage and disposal.

PESTICIDE STORAGE: Store in original container in a locked storage area. Keep from freezing.

PESTICIDE DISPOSAL AND CONTAINER HANDLING: Nonrefillable container. Do not reuse or refill this container. **If empty:** Place in trash or offer for recycling if available. **If partly filled:** Call your local solid waste agency for disposal instructions. Never place unused product down any indoor or outdoor drain.


LIMITED WARRANTY AND DISCLAIMER

The manufacturer warrants only that the chemical composition of this product conforms to the ingredient statement given on the label, and that the product is reasonably suited for the labeled use when applied according to the Directions for Use.

THE MANUFACTURER NEITHER MAKES NOR INTENDS ANY OTHER EXPRESS OR IMPLIED WARRANTIES, INCLUDING ANY WARRANTY OF MERCHANTABILITY OR FITNESS FOR A PARTICULAR PURPOSE, WHICH ARE EXPRESSLY DISCLAIMED. This limited warranty does not extend to the use of the product inconsistent with label instructions, warnings or cautions, or to use of the product under abnormal conditions such as drought, excessive rainfall, tornadoes, hurricanes, etc. These factors are beyond the control of the manufacturer or the seller. Any damages arising from a breach of the manufacturer's warranty shall be limited to direct damages, and shall not include indirect or consequential damages such as loss of profits or values, except as otherwise provided by law.

The terms of this Limited Warranty and Disclaimer cannot be varied by any written or verbal statements or agreements. No employee or agent of the seller is authorized to vary or exceed the terms of this Limited Warranty and Disclaimer in any manner.

Pronto® is a registered trademark of PBI/GORDON Corporation



SUBLABEL 2

EH-1391 HERBICIDE

EPA Reg. No. 2217-844

Alternate Brand Names: GroundWork Ready-To-Use 2% Weed & Grass Killer, Gordon's Pronto Fast Acting Weed & Grass Killer, Gordon's Pronto Fast Acting Weed & Grass Killer - Foams on Contact

ACTIVE INGREDIENT:

Isopropylamine salt of glyphosate* 2.0%

OTHER INGREDIENTS: 98.0%

TOTAL 100.00%

*N-(phosphonomethyl)glycine

KEEP OUT OF REACH OF CHILDREN

CAUTION

STOP! READ THE ENTIRE LABEL FIRST. OBSERVE ALL PRECAUTIONS AND FOLLOW DIRECTIONS CAREFULLY.

PRECAUTIONARY STATEMENTS

Hazards to Humans and Domestic Animals

CAUTION: Causes moderate eye irritation. Harmful if absorbed through skin. Avoid contact with skin, eyes or clothing. Harmful if swallowed. Wash thoroughly with soap and water.

First Aid	
If in eyes:	<ul style="list-style-type: none"> • Hold eye open and rinse slowly and gently with water for 15 - 20 minutes. • Remove contact lenses, if present, after the first 5 minutes, then continue rinsing eye. • Call a poison control center or doctor for treatment advice.
If on skin or clothing:	<ul style="list-style-type: none"> • Take off contaminated clothing. • Rinse skin immediately with plenty of water for 15 - 20 minutes. • Call a poison control center or doctor for treatment advice.
If swallowed:	<ul style="list-style-type: none"> • Call a poison control center or doctor immediately for treatment advice. • Have person sip a glass of water if able to swallow. • Do not induce vomiting unless told to do so by a poison control center or doctor. • Do not give anything by mouth to an unconscious person.
<p>Have the product container or label with you when calling a poison control center or doctor or going for treatment. For additional information in case of emergency, call toll free 1-877-800-5556.</p>	

Environmental Hazards

Do not apply directly to water. Do not contaminate water when disposing of equipment washwater and rinsate.

[Environmental Hazards (alternate per PRN 2008-1)

To protect the environment, do not allow pesticide to enter or run off into storm drains, drainage ditches, gutters or surface waters. Applying this product in calm weather when rain is not predicted for the next 24 hours will help to ensure that wind or rain does not blow or wash pesticide off the treatment area.]

Physical Or Chemical Hazards

Combustible. Do not use or store near heat or open flame.

DIRECTIONS FOR USE

It is a violation of Federal law to use this product in a manner inconsistent with its labeling. Keep people and pets off treated areas until spray solution has dried.

EH-1391 Herbicide is intended to be applied by occupational users, non-commercial users, and landscape personnel for use in institutional, ornamental, and residential/domestic sites. Institutional sites are defined as areas around properties or facilities providing a service to public or private organizations including, but not limited to hospitals, nursing homes, schools, museums, libraries, sport facilities, golf courses, and office buildings. Ornamental sites include area around residences, parks, streets, retail outlets, cemeteries, industrial and institutional buildings. Finally, residential/domestic sites are defined as areas associated with the household or home life including, but not limited to apartment complexes, condominiums, and patient care areas of nursing homes, mental institutions, hospitals or convalescent homes.

Facts and Tips

- EH-1391Herbicide is a ready-to use herbicide intended to control a broad spectrum of emerged annual and perennial weed species. EH-1391 Herbicide will control unwanted species of grass, sedge, broadleaf weeds, and certain woody species around trees, shrubs, fences.
- This product kills plants by inhibiting the production of a substance found only in plants. It enters plants through the sprayed foliage and moves down to the roots.
- This product is nonselective and will kill or injure all vegetation contacted by the spray. Do not spray plants or grasses you like—they may die too. Not recommended for spot weed control in lawns since this product kills lawn grasses.
- This product has no soil residual activity and thus will not affect nearby untreated plants.
- Plants that have not emerged at the time of application will not be controlled.
- Best results will be obtained when the weed species are actively growing. Apply when the weeds are growing actively and air temperatures are above 60°F.

1. Tough Weed Control (Annuals, Perennials, and Brush)

CONTROLS WEEDS AND GRASSES INCLUDING:

Lawn and Turfgrass Species			
EH-1391 Herbicide will provide full or partial control (suppression) of these lawn and turfgrass species:			
Bahiagrass	Bromegrass, downy and smooth	Fescue, chewings, hard, red, tall and sheep	Orchardgrass
Bentgrass, colonial, creeping and redtop	Buffalograss*	Foxtail, green, yellow, creeping, meadow and giant	<i>Paspalum spp</i>
Bermudagrass, common and hybrid	Canarygrass, reed	Kikuyugrass	Ryegrass, annual (Italian), perennial, and hardy
Bluegrass, annual, rough, and Kentucky	Carpetgrass*		St. Augustinegrass
	Centipedegrass		Zoysiagrass or Japanese lawngrass
* Not for use in California			

Woody Species			
EH-1391 Herbicide will provide full or partial control (suppression) of these woody species:			
Alder	Elderberry	Mock orange*-	Quaking aspen
Blackberry	Honeysuckle	Manzanita	Raspberry
Barberry*	Hickory	Pine	Sumac
<i>Ceanothus spp.</i>	Kudzu	Poison ivy	Trumpet creeper
Cherry	Lantana	Poison oak	Wild blackberry
Coyotebrush	Maple	Poison hemlock	Western red cedar*
Dewberry	Multiflora rose	Oak	Willow
Elm			
*Not for use in California			

Annual and Perennial Weed Species			
EH-1391 Herbicide will provide full or partial control (suppression) of these annual and perennial weed species:			
Artichoke, Jerusalem	Fiddleneck	Oleander*	Tansy ragwort
Barnyardgrass	Field bindweed	Oxalis	Tansy mustard
Beggarweed	Field pennycress	Pampasgrass	Texas panicum
Bittercress	Field sandbur	Pennsylvania smartweed	Thistle
Black medic	Filaree	Pennywort	Timothy
Broadleaf plantain	Florida pusley	Pigweed	Toadflax
Buckhorn plantain	Garden spurge	Plantain	Torpedoglass
Bull thistle	Goosegrass	Prickly lettuce	Trailing lantana
Burclover	Green foxtail	Primrose	Tumble mustard
Canada thistle	Guineagrass	Prostrate spurge	Vaseygrass
Chickweed	Hemp sesbania	Puncturevine	Velvetleaf
Clover	Henbit	Purple cudweed	Virginia-creeper
Cocklebur	Horsenettle	Purple nutsedge	White clover
Common groundsel	Horseradish	Purslane	Whitetop
Common mullien	Horseweed/marestail	Quackgrass	Wild barley
Common ragweed	Ironweed	Ragweed	Wild carrot
Coral-bead	Johnsongrass	Red clover	Wild geranium
Crabgrass	Knapweed	Red sorrel*	Wild morningglory
Creeping beggarweed	Knawel	Redroot pigweed	Wild mustard
Creeping Charlie	Knotweed	Shepherdspurse	Wild oats
Curly dock	Lambsquarters	Smartweed	Wild sweet potato
Dallisgrass	London rocket	Smooth catsear	Witchgrass
Dandelion	Lovegrass	Smooth pigweed	Yarrow
Dogfennel	Mallow	Sowthistle	Yellow nutsedge
Evening primrose	Mayweed	Spotted spurge	Yellow oxalis
Fall panicum	Milkweed	Spurge	Yellow starthistle
False dandelion	Mouseear chickweed	Sunflower	and many other weeds
Fennel	Nimblewill		
*Not for use in California			

2. Where To Use

- **For General Weed Control and Spot Spraying**
- Along and on sidewalks, gravel/brick walkways, paths, curbs, paved areas (private roads and streets), driveways, parking areas, recreational areas.
- Along ornamental lawns and turfgrass.
- Around or near ornamental/shade trees, fruit and nut trees, shrubs, groundcovers, flower beds, mulched landscape beds.
- Along fences, hedgerows, under fencelines.
- Around rocks, signposts, light posts, or on fringe areas.
- Around or along buildings/structures, foundations, patios, houses, mobile homes, vacant lots, urban areas, domestic outdoor premises, and other areas associated with household or home life.
- In areas for lawn replacement or lawn renovation.

- Urban areas where total vegetation control is desired.
- Farmsteads where total vegetation control is desired: around farmstead building foundations, along fences, hedgerows, fencerows, under fencelines, around shelterbelts and other areas where nonselective weed control is desired.
- Weed control may be reduced under adverse environmental conditions, e.g., drought, cool temperatures, or misapplication. Difficult to control weeds, dense infestations/populations, or heavy/dense growth (canopy) of the target species may require additional applications. Two (2) or more applications at four (4) weeks intervals may be required for season long control.

3. How To Apply

Trigger sprayers, compressed air sprayers, and small power sprayers provide excellent coverage for spot treatments of annual and perennial weeds.

A. Trigger sprayers:

- EH 1391 Herbicide is formulated for "spot" treatment of individual weeds and grasses. This product is ready-to-use (RTU) and is applied directly from the container fitted with a trigger sprayer. Adjust the sprayer tip to deliver coarse spray droplets to the individual weeds. Direct the spray to the target weeds—the ones you want to kill—to provide uniform and thorough coverage. Apply on a spray-to-wet basis. Additional applications may be necessary to control perennials.

B. Compressed air sprayers and small power sprayers including but not limited to hand operated, compressed air sprayers with tank of 1 to 3 gallons, backpack sprayers or knapsack sprayers, and small power (engine driven) sprayers fitted with low-pressure wands.

- EH-1391 Herbicide is formulated as a ready-to-use (RTU) herbicide. No dilution with water is necessary. Pressurize the sprayer and adjust the nozzle or wand to deliver coarse droplets in a narrow or wide spray pattern. Direct the spray to the leaves and stems of target weeds (or to individual weeds) and apply on a spray-to-wet basis. Additional applications may be necessary to control perennials.
- This product is nonselective and will injure or kill all plants contacted with spray droplets. Avoid contact with leaves and stems of desirable plants.

For Landscaping

- Prepare areas for planting of ornamentals, trees, shrubs, desert landscapes, rock gardens, flower beds or similar plantings.
- Delay mowing, tilling, or disturbing the treated vegetation for at least seven (7) days after application of this product for the best results. However, if the treated vegetation is not disturbed, planting or transplanting of trees, flowers, shrubs, bedding plants may be done at one (1) day after application.

Table 1: Use rates of site preparation of landscape plantings for control of emerged weeds.

	Amount of Ready-To-Use Product, Fluid Ounces / 1,000 sq.ft.	Amount of Ready-To-Use Product, Gallons per Acre (A)
Annual Weeds	18 to 36 fluid ounces / 1,000 sq.ft.	6 to 12 gallons of product /A
Perennial Weeds	36 to 86 fluid ounces / 1,000 sq.ft.	12 to 30 gallons of product /A

For Brush Control

Foliar Sprays for Brush:

- Cut back brush that is taller than 5 feet and then spray regrowth.
- For maximum activity, weeds should be growing vigorously at the time of the post-emergent applications. The most favorable period for treatment occurs after full leaf stage in the spring and continues into early summer. Brush treated in the late fall may not be fully controlled.
- Apply this product with hand operated equipment. Spray uniformly the foliage of the vegetation to be controlled. Apply for full coverage and thorough brush/weed contact.
- Follow-up applications of this product or with a different herbicide may be needed under less favorable growing conditions and for hard-to-control species including blackberry, poison oak, and

kudzu. Another choice for effective brush control is Gordon's Cleanout® Brush and Stump Spray. Gordon's Cleanout® Brush and Stump Spray is recommended to control undesirable woody plants including buckbrush, poison ivy, multiflora rose, and sumac. Foliar applications of Gordon's Cleanout® Brush and Stump Spray are appropriate during the period of active growth of the brush. Cut stump, basal bark, and frill treatments of Gordon's Cleanout® Brush and Stump Spray may be applied any time of year.

Cut-Surface Stump Treatment (Not for use in California)

- Cut stump treatments are effective on stumps with diameters larger than 3-4 inches in diameter.
- Cut trees and brush close to the soil surface. Apply this to the freshly cut surface of the stump *immediately* after cutting. Delays in application may reduce the effectiveness.
- Apply this product undiluted using suitable equipment to provide complete coverage of the cambium. Apply for full and thorough coverage of the cut surface. Treat the entire circumference of the stump by drenching the cambium (the outermost wood between the pith and the bark).
- Treatment will control or suppress many types of woody brush and trees, such as alder, bluegum eucalyptus, madrone, oak, giant reed, saltcedar, sweetgum and tan oak.
- The most favorable period for cut stump treatment occurs after full leaf stage in the spring and continues into early summer. Brush and trees treated in the late fall may not be fully controlled.
- Follow-up applications of this product or with a different herbicide may be needed under less favorable growing conditions and for hard-to-control species. Another choice for effective control with a cut-surface stump treatment is Gordon's Cleanout® Brush and Stump Spray.

For Lawn Renovation and Lawn Replacement

- Spot treatments or broadcast applications can be used to establish or renovate warm season and cool season turfgrass from seed or planting stock. This product may be applied before planting, seeding, sprigging, plugging, or sodding.
- Use EH-1391 Herbicide to remove the existing lawn and kill weeds and grasses. Uniform and complete spray coverage of all existing vegetation is required.
- Bermudagrass, nutsedge, torpedograss and deep rooted perennials may require a second treatment in 5 to 7 days.
- For best results, apply in spring or fall when daytime temperatures are at least 60° F.

Table 2. Use rates for site preparation of lawn and turfgrass seedbeds (prior to establishment) and for lawn renovations to control emerged weeds.		
	Amount of Ready-To-Use Product, Fluid Ounces / 1,000 sq.ft.	Amount of Ready-To-Use Product, Gallons per Acre (A)
Annual Weeds	18 to 36 fluid ounces / 1,000 sq.ft.	6 to 12 gallons of product /A
Perennial Weeds	36 to 86 fluid ounces / 1,000 sq.ft.	12 to 30 gallons of product /A

- Seeding, sprigging, plugging or sodding may be done at seven (7) days after application of this product. Prepare the soil for planting by raking, rototilling, vertical cutting, or other tillage method.
- Rake up and remove loosened thatch or debris.
- Mix in starter fertilizer and soil amendments if needed. Establish the lawn according to local cultural practices.

For Vine Control

- If vines are growing up poles, fences, or tree trunks with mature bark, cut vines to a height of 3 to 4 feet and spray vines thoroughly.
- If vines are climbing shrubs or tree trunks with green bark, cut vines at base and treat as directed for stumps or spray regrowth. If spraying regrowth, shield shrubs and green bark from spray drift with a piece of cardboard or plastic. Apply this product undiluted with hand operated equipment. Thorough coverage of the foliage is necessary for the best results.

STORAGE AND DISPOSAL

Do not contaminate water, foodstuffs, feed or seed by storage and disposal.

PESTICIDE STORAGE: STORE ABOVE 10° F (12°C) TO KEEP PRODUCT FROM CRYSTALLIZING. Crystals will settle to the bottom. If allowed to crystallize, place in a warm room (68°F or 20°C) for several days to allow crystals to redissolve, then shake well before using.

PESTICIDE DISPOSAL: Wastes resulting from the use of this product may be disposed of on site or at an approved waste disposal facility.

[For Plastic Containers – Nonrefillable with capacities equal to or less than 5 gallons:]

CONTAINER HANDLING: Nonrefillable container. Do not reuse or refill this container.

Triple rinse or pressure rinse container (or equivalent) promptly after emptying. [Triple rinse container (or equivalent) promptly after emptying.]

Triple rinse as follows: Empty the remaining contents into application equipment or a mix tank and drain for 10 seconds after the flow begins to drip. Fill the container 1/4 full with water and recap. Shake for 10 seconds. Pour rinsate into application equipment or a mix tank or store rinsate for later use or disposal. Drain for 10 seconds after the flow begins to drip. Repeat this procedure two more times. Then offer for recycling, if available, or puncture and dispose of in a sanitary landfill, or by incineration, or, if allowed by state and local authorities, by burning. If burned, stay out of smoke.

[OR

Pressure rinse as follows: Empty the remaining contents into application equipment or a mix tank and continue to drain for 10 seconds after the flow begins to drip. Hold container upside down over application equipment or mix tank or collect rinsate for later use or disposal. Insert pressure rinsing nozzle in the side of the container, and rinse at about 40 PSI for at least 30 seconds. Drain for 10 seconds after the flow begins to drip. Then offer for recycling, if available, or puncture and dispose of in a sanitary landfill, or by incineration, or, if allowed by state and local authorities, by burning. If burned, stay out of smoke.]

[For Plastic Containers – Nonrefillable with capacities greater than 5 gallons:]

CONTAINER HANDLING: Nonrefillable container. Do not reuse or refill this container. Offer for recycling, if available, or puncture and dispose of in a sanitary landfill, or by incineration, or, if allowed by state and local authorities, by burning. If burned, stay out of smoke.

Triple rinse or pressure rinse container (or equivalent) promptly after emptying. [Triple rinse container (or equivalent) promptly after emptying.]

Triple rinse as follows: Empty the remaining contents into application equipment or a mix tank. Fill the container 1/4 full with water. Replace and tighten closures. Tip container on its side and roll it back and forth, ensuring at least one complete revolution, for 30 seconds. Stand the container on its end and tip it back and forth several times. Turn the container over onto its other end and tip it back and forth several times. Empty the rinsate into application equipment or a mix tank or store rinsate for later use or disposal. Repeat this procedure two more times. Then offer for recycling, if available, or puncture and dispose of in a sanitary landfill, or by incineration, or, if allowed by state and local authorities, by burning. If burned, stay out of smoke.

[OR

Pressure rinse as follows: Empty the remaining contents into application equipment or a mix tank and continue to drain for 10 seconds after the flow begins to drip. Hold container upside down over

application equipment or mix tank or collect rinsate for later use or disposal. Insert pressure rinsing nozzle in the side of the container, and rinse at about 40 PSI for at least 30 seconds. Drain for 10 seconds after the flow begins to drip. Then offer for recycling, if available, or puncture and dispose of in a sanitary landfill, or by incineration, or, if allowed by state and local authorities, by burning. If burned, stay out of smoke.]

[For Refillable Containers:]

CONTAINER HANDLING: Refillable container. Refill this container with pesticide only. Do not reuse this container for any other purpose.

Container cleaning: Cleaning the container before final disposal is the responsibility of the person disposing of the container. Cleaning before refilling is the responsibility of the refiller.

To clean the container before final disposal, empty the remaining contents from this container into application equipment or a mix tank. Fill the container about 10 percent full with water. Agitate vigorously or recirculate water with the pump for 2 minutes. Pour or pump rinsate into application equipment or rinsate collection system. Repeat this rinsing procedure two more times.

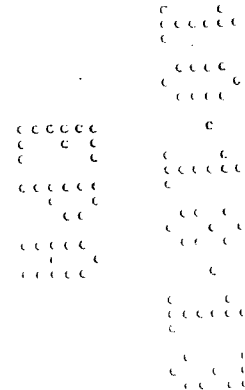
LIMITED WARRANTY AND DISCLAIMER

The manufacturer warrants only that the chemical composition of this product conforms to the ingredient statement given on the label, and that the product is reasonably suited for the labeled use when applied according to the Directions for Use.

THE MANUFACTURER NEITHER MAKES NOR INTENDS ANY OTHER EXPRESS OR IMPLIED WARRANTIES, INCLUDING ANY WARRANTY OF MERCHANTABILITY OR FITNESS FOR A PARTICULAR PURPOSE, WHICH ARE EXPRESSLY DISCLAIMED. This limited warranty does not extend to the use of the product inconsistent with label instructions, warnings or cautions, or to use of the product under abnormal conditions such as drought, excessive rainfall, tornadoes, hurricanes, etc. These factors are beyond the control of the manufacturer or the seller. Any damages arising from a breach of the manufacturer's warranty shall be limited to direct damages, and shall not include indirect or consequential damages such as loss of profits or values, except as otherwise provided by law.

The terms of this Limited Warranty and Disclaimer cannot be varied by any written or verbal statements or agreements. No employee or agent of the seller is authorized to vary or exceed the terms of this Limited Warranty and Disclaimer in any manner.

Pronto® is a registered trademark of PBI/GORDON Corporation



SUBLABEL 3

EH-1391 HERBICIDE

EPA Reg. No. 2217-844

Alternate Brand Names: GroundWork Ready-To-Use 2% Weed & Grass Killer, Gordon's Pronto Fast Acting Weed & Grass Killer, Gordon's Pronto Fast Acting Weed & Grass Killer - Foams on Contact

ACTIVE INGREDIENT:

Isopropylamine salt of glyphosate*	2.0%
OTHER INGREDIENTS:	98.0%
TOTAL	100.00%

*N-(phosphonomethyl)glycine

KEEP OUT OF REACH OF CHILDREN

CAUTION

STOP! READ THE ENTIRE LABEL FIRST. OBSERVE ALL PRECAUTIONS AND FOLLOW DIRECTIONS CAREFULLY.

PRECAUTIONARY STATEMENTS

Hazards to Humans and Domestic Animals

CAUTION: Causes moderate eye irritation. Harmful if absorbed through skin. Avoid contact with skin, eyes or clothing. Harmful if swallowed. Wash thoroughly with soap and water.

First Aid	
If in eyes:	<ul style="list-style-type: none"> • Hold eye open and rinse slowly and gently with water for 15 - 20 minutes. • Remove contact lenses, if present, after the first 5 minutes, then continue rinsing eye. • Call a poison control center or doctor for treatment advice.
If on skin or clothing:	<ul style="list-style-type: none"> • Take off contaminated clothing. • Rinse skin immediately with plenty of water for 15 - 20 minutes. • Call a poison control center or doctor for treatment advice.
If swallowed:	<ul style="list-style-type: none"> • Call a poison control center or doctor immediately for treatment advice. • Have person sip a glass of water if able to swallow. • Do not induce vomiting unless told to do so by a poison control center or doctor. • Do not give anything by mouth to an unconscious person.
<p>Have the product container or label with you when calling a poison control center or doctor or going for treatment. For additional information in case of emergency, call toll free 1-877-800-5556.</p>	

Environmental Hazards

Do not apply directly to water. Do not contaminate water when disposing of equipment washwater and rinsate.

[Environmental Hazards (alternate per PRN 2008-1)]

To protect the environment, do not allow pesticide to enter or run off into storm drains, drainage ditches, gutters or surface waters. Applying this product in calm weather when rain is not predicted for the next 24 hours will help to ensure that wind or rain does not blow or wash pesticide off the treatment area.]

Physical Or Chemical Hazards

Combustible. Do not use or store near heat or open flame.

DIRECTIONS FOR USE

It is a violation of Federal law to use this product in a manner inconsistent with its labeling. Keep children and pets out of treated areas until sprays have dried.

1. How It Works

Facts and Tips

- EH-1391 Herbicide is a general purpose herbicide designed as a ready-to-use spray to control a broad spectrum of emerged annual and perennial weed species. EH-1391 Herbicide will control unwanted species of grass, sedge, broadleaf weeds, and certain woody species around trees, shrubs, fences.
- This product kills plants by inhibiting the production of a substance found only in plants. It enters plants through the sprayed foliage and moves down to the roots.
- This product is nonselective and will kill or injure all vegetation contacted by the spray. Do not spray plants or grasses you like—they may die too. *Not recommended for spot weed control in lawns since this product kills lawn grasses.*
- Any product not absorbed by plants breaks down into natural materials without moving in or on the soil to untreated plants.
- This product has no soil residual activity and thus will not affect nearby untreated plants.
- Plants that have not emerged at the time of application will not be controlled.
- Best results will be obtained when the weed species are actively growing.

2. Tough Weed Control

EH-1391 Herbicide will provide full or partial control (suppression) for these annual and perennial weed species:

Lawn and Turfgrass such as Bermudagrass, Bluegrass, Fescue, Zoysiagrass and other grasses.

Woody Species such as Poison ivy, Poison oak, Sumac, Trumpet creeper and others.

Annual and Perennial Weed Species such as Goosegrass, Knotweed, Spurge, Torpedograss, Yellow nutsedge and many other weeds.

Restrictions for weed species in California (Not for use in California): Buffalograss, Carpetgrass, Barberry, Mock orange, Western red cedar, Oleander and Red sorrel.

3. Where To Use

For General Weed Control and Spot Spraying

- Along and on sidewalks, gravel/brick walkways, paths, curbs, paved areas (private roads and streets), driveways, parking areas, recreational areas.
- Along ornamental lawns and turfgrass.
- Around or near ornamental/shade trees, fruit and nut trees, grapevines, shrubs, groundcovers, flower beds, mulched landscape beds.
- Along fences, hedgerows, under fencelines.
- Around rocks, signposts, light posts, or on fringe areas.
- Around or along buildings/structures, foundations, patios, houses, mobile homes, vacant lots, urban areas, domestic outdoor premises, and other areas associated with household or home life.
- Urban areas where total vegetation control is desired.
- Farmsteads where total vegetation control is desired: around farmstead building foundations, along fences, hedgerows, fencerows, under fencelines, around shelterbelts and other areas where nonselective weed control is desired.

4. How And When To Apply

- EH-1391 Herbicide is formulated for "spot" treatment of individual weeds and grasses. This product is ready-to-use (RTU) and is applied directly from the container fitted with a trigger sprayer. Adjust the sprayer tip to deliver coarse spray droplets to the individual weeds. Direct the spray to the target weeds—the ones you want to kill—to provide uniform and thorough coverage. Apply on a spray-to-wet basis.
- Apply when the weeds are growing actively and air temperatures are above 60°F.
- Spray when air is calm to prevent drift to desirable plants.
- When treating around desirable plants, shield plants from drift with a sheet of cardboard or plastic. If desirable plant is accidentally sprayed, rinse off immediately with water.
- One (1) application will kill most of the weeds listed.
- Weeds usually begin to wilt within hours with complete kill in 1 to 2 weeks
- Rain or watering 2 hours after application will not wash away effectiveness
- Weed control may be reduced under adverse environmental conditions, e.g., drought, cool temperatures or misapplication. Difficult to control weeds, dense infestations/populations, or heavy/dense growth (canopy) of the target species may require additional applications. Two (2) or more applications at four (4) weeks intervals may be required for season-long control.
- This 32 fl.oz. (1.0 quart) retail container size treats approximately 250 weeds or up to 875 sq. ft.
- This 64 fl. oz. (1/2 gallon) retail container size treats approximately 500 weeds or up to 1,750 sq. ft.
- This 128 fl. oz. (1/2 gallon) retail container size treats approximately 500 weeds or up to 3,500 sq. ft.

STORAGE AND DISPOSAL

Do not contaminate water, food, or feed by storage and disposal.

PESTICIDE STORAGE: Store in original container in a locked storage area. Keep from freezing.

PESTICIDE DISPOSAL AND CONTAINER HANDLING: Nonrefillable container. Do not reuse or refill this container. **If empty:** Place in trash or offer for recycling if available. **If partly filled:** Call your local solid waste agency for disposal instructions. Never place unused product down any indoor or outdoor drain.

LIMITED WARRANTY AND DISCLAIMER

The manufacturer warrants only that the chemical composition of this product conforms to the ingredient statement given on the label, and that the product is reasonably suited for the labeled use when applied according to the Directions for Use.

THE MANUFACTURER NEITHER MAKES NOR INTENDS ANY OTHER EXPRESS OR IMPLIED WARRANTIES, INCLUDING ANY WARRANTY OF MERCHANTABILITY OR FITNESS FOR A PARTICULAR PURPOSE, WHICH ARE EXPRESSLY DISCLAIMED. This limited warranty does not extend to the use of the product inconsistent with label instructions, warnings or cautions, or to use of the product under abnormal conditions such as drought, excessive rainfall, tornadoes, hurricanes, etc. These factors are beyond the control of the manufacturer or the seller. Any damages arising from a breach of the manufacturer's warranty shall be limited to direct damages, and shall not include indirect or consequential damages such as loss of profits or values, except as otherwise provided by law.

The terms of this Limited Warranty and Disclaimer cannot be varied by any written or verbal statements or agreements. No employee or agent of the seller is authorized to vary or exceed the terms of this Limited Warranty and Disclaimer in any manner.

Pronto® is a registered trademark of PBI/GORDON Corporation

APPENDIX FOR ALL SUBLABELS

1. Statements which may appear on different label components depending on packaging configuration.

- See next panel for additional Precautionary Statements and First Aid
- Net Contents: _____
- EPA Est. No. _____

2. Advertising claims that may be presented on container labeling, advertisements, brochures, and other marketing/sales promotional materials:

- Ready-To-Use -- no mixing
- For nonselective postemergent control of unwanted vegetation
- For nonselective weed control on noncrop/residential areas
- Contains glyphosate
- Quick and easy to use
- No leaks or mess
- Easy to store
- No mixing required
- Covers approximately # _____ sq. ft. [dependent upon container size]
- Systemic weed and grass killer for spot treatment of unwanted weeds and grasses
- Kills weeds and grasses listed on this label
- Kills to the root
- No soil residual activity
- Kills roots and all in 2 to 4 weeks
- Kills even the toughest weeds
- Eliminates undesirable vegetation in 2 to 4 weeks
- For use around flower beds, trees and shrubs, fences, walks, mulch beds, gravel and driveways
- For use around flower beds, trees, shrubs, fences and walks
- Ideal for vegetable garden weed control
- [Rain-Proof in hours][Rain-Proof in less than _____ hours].
- Results in as little as 24 hours



- [For product information and a complete list of weeds controlled] [For more information] [For questions or comments], [call toll-free 1 8xx-yyy-zzzz or visit (website address)]
- Fast acting
- Rainproof in 2 hours
- [Even] Kills the root[s]
- Use in gardens, patios, driveways and walks
- The Manufacturer warrants that this product conforms to its chemical description and is reasonably fit for the purpose stated on the label when used in accordance with directions under normal conditions of use, but neither this warranty nor any other warranty of merchantability or fitness for a particular purpose, expressed or implied, extends to the use of this product contrary to label instructions, or under abnormal conditions, or under conditions not reasonably foreseeable to Manufacturer, and Buyer assumes the risk of any such use.
- Results in 24 Hours
- Glyphosate 2%
- With Battery-Operated Sprayer
- Rociador de Potencia para Hierba y Mala Hierba [Power Sprayer for Grass and Weeds]
- Treated lawns [areas] can be re-seeded 7 days after application
- Satisfaction Guaranteed: If for any reason you are not completely satisfied with the performance or results of this GreenThumb® product, it will be replaced free of charge. Simply provide proof of purchase and return the product and/or unused portion to the place of purchase.
- Rain fast in hours—
- Rain-fast in two hours
- For outdoor use
- For spot treatment of individual weeds
- Allows grass reseeding in one week
- Controls Weeds
- Kills Roots
- Covers [up to] XXX sq.ft.

Advertising claims for Trigger Sprayers that deliver droplets that foam on contact:

- Foams on contact - see where you sprayed
- This sprayer can improve the accuracy of spray placement
- Combine the effectiveness of glyphosate for target weeds with the application safety for desirable (nontarget) plants.
- Kills weeds without dripping onto desirable plants.
- Foams on application.
- Ideal for target weeds in tight spots.

DOCUMENT CONTROL INFORMATION

1. Unique Label Identifier: 002217-00844.20131007.notif-proposed-highlighted.doc

2. Reason for Issue: alternate instructions for battery operated sprayers

