

2217-844

3-21-2003

1115

Please read instructions on reverse before completing form.

Form Approved. OMB No. 2070-0060. Approval Expires 2-28-95



United States
Environmental Protection Agency
Washington, DC 20460

- Registration
- Amendment
- Other

OPP Identifier Number

Application for Pesticide - Section I

1. Company/Product Number 2217-844	2. EPA Product Manager Mr. James A. Tompkins	3. Proposed Classification <input checked="" type="checkbox"/> None <input type="checkbox"/> Restricted
4. Company/Product (Name) EH-1391 Herbicide	PM# Product Manager, Team 25	
5. Name and Address of Applicant (Include ZIP Code) PBI/Gordon Corporation Post Office Box 014090 Kansas City, Missouri 64101 <input type="checkbox"/> Check if this is a new address	6. Expedited Review. In accordance with FIFRA Section 3(c)(3) (b)(i), my product is similar or identical in composition and labeling to: EPA Reg. No. _____ Product Name _____	

Section - II

<input type="checkbox"/> Amendment - Explain below.	<input type="checkbox"/> Final printed labels in response to Agency letter dated _____
<input type="checkbox"/> Resubmission in response to Agency letter dated _____	<input type="checkbox"/> "Me Too" Application.
<input checked="" type="checkbox"/> Notification - Explain below.	<input type="checkbox"/> Other - Explain below.

NOTIFICATION
MAR 21 2003

Explanation: Use additional page(s) if necessary. (For section I and Section II.)

NOTIFICATION: We are requesting to restrict the use of this product as a cut-surface stump treatment, and on several target weed species in the State of California. These weed species, namely buffalograss, barberry, Western red cedar, red sorrel, carpetgrass, mock orange and oleander are marked with an asterisk(*), and the phrase "Not for use in California" appears at the end of each modified list of target weeds. The use directions for cut-surface stump treatment are likewise marked "Not for use in California".

One (1) copy of the label is enclosed for your review.

This notification is consistent with the provisions of PR Notice 98-10 and EPA regulations at 40 CFR 152.46, and no other changes have been made to the labeling or Confidential Statement of Formula of this product. I understand that it is a violation of 18 U.S.C Sec. 1001 to willfully make any false statement to the EPA. I further understand that if this notification is not consistent with the terms of PR Notice 98-10 and 40 CFR 152.46, this product may be in violation of FIFRA and I may be subject to enforcement action and penalties under Section 12 and 14 of FIFRA.

Section - III

1. Material This Product Will Be Packaged In:			
Child-Resistant Packaging <input type="checkbox"/> Yes* <input type="checkbox"/> No	Unit Packaging <input type="checkbox"/> Yes <input type="checkbox"/> No	Water Soluble Packaging <input type="checkbox"/> Yes <input type="checkbox"/> No	2. Type of Container <input type="checkbox"/> Metal <input type="checkbox"/> Plastic <input type="checkbox"/> Glass <input type="checkbox"/> Paper <input type="checkbox"/> Other (Specify)
* Certification must be submitted		If "Yes" Unit Packaging wgt. No. per container	If "Yes" Package wgt. No. per container
3. Location of Net Contents Information <input type="checkbox"/> Label <input type="checkbox"/> Container		4. Size(s) Retail Container	
6. Manner in Which Label is Affixed to Product <input type="checkbox"/> Lithograph <input type="checkbox"/> Other _____ <input type="checkbox"/> Paper glued <input type="checkbox"/> Stenciled		5. Location of Label Directions <input type="checkbox"/> On Label <input type="checkbox"/> On Labeling accompanying product	

Section - IV

1. Contact Point (Complete items directly below for identification of individual to be contacted, if necessary, to process this application.)		
Name Craig Martens	Title Manager of Regulatory Services	Telephone No. (Include Area Code) 816-460-6287
2. Signature 		6. Date Application Received (Stamped)
3. Title Manager of Regulatory Services		
4. Typed Name Craig Martens	5. Date March 13, 2003	

2/15

EH-1391 HERBICIDE

ACTIVE INGREDIENT:

Isopropylamine salt of glyphosate*	2.0%
INERT INGREDIENTS:	<u>98.0%</u>
TOTAL	100.0%

*N-(phosphonomethyl)glycine

KEEP OUT OF REACH OF CHILDREN

CAUTION

See [back/side/inside panel or booklet] for additional Precautionary Statements and First Aid

NET CONTENTS: (6 fl. oz, 16 fl. fl. oz., 24 fl. oz., Quart, 1/2 Gallon, 1 Gallon, 2 1/2 Gallon)

952/ AP
EPA Reg. No. 2217-844
EPA Est. No. 2217-KS-2
MANUFACTURED BY:



NOTIFICATION
MAR 21 2003

3/15



READ THE ENTIRE LABEL FIRST. OBSERVE ALL PRECAUTIONS AND FOLLOW DIRECTIONS CAREFULLY.

PRECAUTIONARY STATEMENTS

Hazards to Humans & Domestic Animals

CAUTION: Causes moderate eye irritation. Harmful if absorbed through skin. Avoid contact with skin, eyes or clothing. Harmful if swallowed. Wash thoroughly with soap and water.

First Aid

If in eyes:	<ul style="list-style-type: none"> • Hold eye open and rinse slowly and gently with water for 15 - 20 minutes. • Remove contact lenses, if present, after the first 5 minutes, then continue rinsing eye. • Call a poison control center or doctor for treatment advice.
If on skin or clothing:	<ul style="list-style-type: none"> • Take off contaminated clothing. • Rinse skin immediately with plenty of water for 15 - 20 minutes. • Call a poison control center or doctor for treatment advice.
If swallowed:	<ul style="list-style-type: none"> • Call a poison control center or doctor immediately for treatment advice. • Have person sip a glass of water if able to swallow. • Do not induce vomiting unless told to do so by a poison control center or doctor. • Do not give anything by mouth to an unconscious person.
<p>Have the product container or label with you when calling a poison control center or doctor or going for treatment. For additional information in case of emergency, call toll free 1-877-800-5556.</p>	

ENVIRONMENTAL HAZARDS:

Do not apply directly to water. Do not contaminate water when disposing of equipment washwater and rinsate.

PHYSICAL OR CHEMICAL HAZARDS:

Combustible. Do not use or store near heat or open flame.

Sublabel 1: Directions of Use intended for use by homeowners or consumers in residential or outdoor domestic sites.

DIRECTIONS FOR USE

It is a violation of Federal law to use this product in a manner inconsistent with its labeling.


Keep children and pets out of treated areas until sprays have dried.

STORAGE & DISPOSAL

PESTICIDE STORAGE: Store in original container in a locked storage area inaccessible to children and domestic animals.

PESTICIDE DISPOSAL: Securely wrap original container in several layers of newspaper and discard in trash.

CONTAINER DISPOSAL: Do not reuse container. Rinse thoroughly before discarding in trash.



4/15

HOW IT WORKS:

Facts and Tips

- EH-1391 Herbicide is a general purpose herbicide designed as a ready-to-use spray to control a broad spectrum of emerged annual and perennial weed species. EH-1391 Herbicide will control unwanted species of grass, sedge, broadleaf weeds, and certain woody species around trees, shrubs, fences.
- This product kills plants by inhibiting the production of a substance found only in plants. It enters plants through the sprayed foliage and moves down to the roots.
- This product is nonselective and will kill or injure all vegetation contacted by the spray. Do not spray plants or grasses you like—they may die too. Not recommended for spot weed control in lawns since this product kills lawn grasses.
- Any product not absorbed by plants breaks down into natural materials without moving in or on the soil to untreated plants.
- This product has no soil residual activity and thus will not affect nearby untreated plants.
- Plants that have not emerged at the time of application will not be controlled.
- Best results will be obtained when the weed species are actively growing.

TOUGH WEED CONTROL (Annuals, Perennials, and Brush)

CONTROLS WEEDS AND GRASSES INCLUDING:

Lawn and Turfgrass Species

EH-1391 Herbicide will provide full or partial control (suppression) of these lawn and turfgrass species:

Bahiagrass	Canarygrass, reed	Kikuyugrass
Bentgrass, colonial, creeping and redtop	Carpetgrass*	Orchardgrass
Bermudagrass, common and hybrid	Centipede grass	<i>Paspalum spp</i>
Bluegrass, annual, rough, and Kentucky	Fescue, chewings, hard, red, tall and sheep	Ryegrass, annual (Italian), perennial, and hardy
Bromegrass, downy and smooth	Foxtail, green, yellow, creeping, meadow and giant	St. Augustinegrass
Buffalograss*	Johnsongrass	Zoysiagrass or Japanese lawngrass
		<i>*Not for use in California</i>

Woody Species

EH-1391 Herbicide will provide full or partial control (suppression) of these woody species:

Alder	Hickory	Poison hemlock
Blackberry	Kudzu	Oak
Barberry*	Lantana	Quaking aspen
<i>Ceanothus spp.</i>	Maple	Raspberry
Cherry	Multiflora rose	Sumac
Coyotebrush	Mock orange*	Trumpet creeper
Dewberry	Manzanita	Wild blackberry
Elm	Pine	Western red cedar*
Elderberry	Poison ivy	Willow
Honeysuckle	Poison oak	<i>*Not for use in California</i>

5/15

Annual and Perennial Weed Species

EH-1391 Herbicide will provide full or partial control (suppression) of these annual and perennial weed species:

Artichoke, Jerusalem	Fiddleneck	Oleander*	Tansy mustard
Barnyardgrass	Field bindweed	Oxalis	Texas panicum
Beggarweed	Field pennycress	Pampasgrass	Thistle
Bittercress	Field sandbur	Pennsylvania smartweed	Timothy
Black medic	Filaree	Pennywort	Toadflax
Broadleaf plantain	Florida pusley	Pigweed	Torpedograss
Buckhorn plantain	Garden spurge	Plantain	Trailing lantana
Bull thistle	Goosegrass	Prickly lettuce	Tumble mustard
Burclover	Green foxtail	Primrose	Vaseygrass
Canada thistle	Guineagrass	Prostrate spurge	Velvetleaf
Chickweed	Hemp sesbania	Puncturevine	Virginia-creeper
Clover	Henbit	Purple cudweed	White clover
Cocklebur	Horsenettle	Purple nutsedge	Whitetop
Common groundsel	Horseradish	Purslane	Wild barley
Common mullien	Horseweed/marestail	Quackgrass	Wild carrot
Common ragweed	Ironweed	Ragweed	Wild geranium
Coral-bead	Knapweed	Red clover	Wild morningglory
Crabgrass	Knawel	Red sorrel*	Wild mustard
Creeping beggarweed	Knotweed	Redroot pigweed	Wild oats
Creeping Charlie	Lambsquarters	Sheepspurge	Wild sweet potato
Curly dock	London rocket	Smartweed	Witchgrass
Dallisgrass	Lovegrass	Smooth catsear	Yarrow
Dandelion	Mallow	Smooth pigweed	Yellow nutsedge
Dogfennel	Mayweed	Sowthistle	Yellow oxalis
Evening primrose	Milkweed	Spotted spurge	Yellow starthistle
Fall panicum	Mouseear chickweed	Spurge	and many other weeds
False dandelion	Nimblewill	Sunflower	*Not for use in California
Fennel	Oleander	Tansy ragwort	

WHERE TO USE:

For General Weed Control and Spot Spraying

- Along and on sidewalks, gravel/brick walkways, paths, curbs, paved areas (private roads and streets), driveways, parking areas, recreational areas.
- Along ornamental lawns and turfgrass.
- Around or near ornamental/shade trees, fruit and nut trees, grapevines, shrubs, groundcovers, flower beds, mulched landscape beds.
- Along fences, hedgerows, under fencelines.
- Around rocks, signposts, light posts, or on fringe areas.
- Around or along buildings/structures, foundations, patios, houses, mobile homes, vacant lots, urban areas, domestic outdoor premises, and other areas associated with household or home life.
- In areas for lawn replacement or garden plot preparation.
- Urban areas where total vegetation control is desired.
- Farmsteads where total vegetation control is desired: around farmstead building foundations, along fences, hedgerows, fencerows, under fencelines, around shelterbelts and other areas where nonselective weed control is desired.

For Landscaping

- Prepare areas for planting of ornamentals, trees, shrubs, desert landscapes, rock gardens, flower beds or similar plantings.
- Delay mowing, tilling, or disturbing the treated vegetation for at least seven (7) days after application of this product for the best results. However, if the treated vegetation is not disturbed, planting or transplanting of trees, flowers, shrubs, bedding plants may be done at one (1) day after application.

For Wildlife Areas

- Prepare areas for planting wildlife food.
- Control undesirable and exotic plants to allow for recovery or planting of native species.
- Make treatments to remove unwanted plants. Take care to keep spray off desirable plants.

For Brush Control

Foliar Sprays for Brush:

- Cut back brush that is taller than 5 feet and then spray regrowth.
- For maximum activity, weeds should be growing vigorously at the time of the postemergent applications. The most favorable period for treatment occurs after full leaf stage in the spring and continues into early summer. Brush treated in the late fall may not be fully controlled.
- Spray uniformly the foliage of the vegetation to be controlled. Apply for full coverage and thorough brush/weed contact.
- Follow-up applications of this product or with a different herbicide may be needed under less favorable growing conditions and for hard-to-control species including blackberry, poison oak, and kudzu. Another choice for effective brush control is Gordon's Cleanout® Brush and Stump Spray. Gordon's Cleanout® Brush and Stump Spray is recommended to control undesirable woody plants including buckbrush, poison ivy, multiflora rose, and sumac. Foliar applications of Gordon's Cleanout® Brush and Stump Spray are appropriate during the period of active growth of the brush. Cut stump, basal bark, and frill treatments of Gordon's Cleanout® Brush and Stump Spray may be applied any time of year.

Cut-Surface Stump Treatment

(Not for use in California)

- Cut stump treatments are effective on stumps with diameters larger than 3-4 inches in diameter.
- Cut trees and brush close to the soil surface. Apply this to the freshly cut surface of the stump *immediately* after cutting. Delays in application may reduce the effectiveness.
- Apply for full and thorough coverage of the cut surface. Treat the entire circumference of the stump by drenching the cambium (the outermost wood between the pith and the bark).
- Treatment will control or suppress many types of woody brush and trees, such as alder, bluegum eucalyptus, madrone, oak, giant reed, saltcedar, sweetgum and tan oak.
- The most favorable period for cut stump treatment occurs after full leaf stage in the spring and continues into early summer. Brush and trees treated in the late fall may not be fully controlled.
- Follow-up applications of this product or with a different herbicide may be needed under less favorable growing conditions and for hard-to-control species. Another choice for effective control with a cut-surface stump treatment is Gordon's Cleanout® Brush and Stump Spray.

For Lawn Renovation and Lawn Replacement

- Spot treatments or broadcast applications can be used to establish or renovate warm season and cool season turfgrass from seed or planting stock. This product may be applied before planting, seeding, sprigging, plugging, or sodding.
- Use EH-1391 Herbicide to remove the existing lawn and kill weeds and grasses. Uniform and complete spray coverage of all existing vegetation is required.
- Bermudagrass, nutsedge, torpedograss and deep rooted perennials may require a second treatment in 5 to 7 days.
- For best results, apply in spring or fall when daytime temperatures are at least 60° F.



7/15


- Best results are obtained when one mowing is skipped before and after the application of this product.
- If the lawn is dry, water lawn before applying EH-1391 Herbicide. Water again 2 to 3 days after application.
- Seeding, sprigging, plugging or sodding may be done at seven (7) days after application of this product. Prepare the soil for planting by raking, rototilling, vertical cutting, or other tillage method.
- Rake up and remove loosened thatch or debris.
- Mix in starter fertilizer and soil amendments if needed. Establish the lawn according to local cultural practices.

For Vine Control

- If vines are growing up poles, fences, or tree trunks with mature bark, cut vines to a height of 3 to 4 feet and spray vines thoroughly.
- If vines are climbing shrubs or tree trunks with green bark, cut vines at base and treat as directed for stumps or spray regrowth. If spraying regrowth, shield shrubs and green bark from spray drift with a piece of cardboard or plastic.

HOW AND WHEN TO APPLY:

- EH 1391 Herbicide is formulated for "spot" treatment of individual weeds and grasses. This product is ready-to-use (RTU) and is applied directly from the container fitted with a trigger sprayer. Adjust the sprayer tip to deliver coarse spray droplets to the individual weeds. Direct the spray to the target weeds—the ones you want to kill—to provide uniform and thorough coverage. Apply on a spray-to-wet basis.
- **Trigger sprayers that deliver droplets that foam on contact:** EH-1391 is formulated for "spot" treatment of individual weeds and grasses. This product is ready-to-use (RTU) and is applied directly from the container fitted with a trigger sprayer. This nozzle delivers spray droplets (stream) that foams on contact with the plant leaves. This trigger sprayer improves the accuracy of spray placement and reduces the dripping on desirable plants. Direct the spray to the target weeds (or to individual weeds) and apply on a spray-to-wet basis. Allows you to see treated weeds. Ideal for tight spots like flower beds and gardens.
- **[Supplemental registrants may include or omit instructions for use as an edger as presented in this paragraph.]** EH 1391 Herbicide is an easy edger for use around desirable plants and vegetation. To use, remove cap and fasten the built-in sprinkler applicator. For edging, turn container upside down. Walk slowly holding nozzle 2 to 6 inches above [weeds and grasses][area to be treated]. Thoroughly wet the foliage of the unwanted vegetation. A one-gallon container covers a 2 inch band 1,200 feet long. For larger area coverage, adjust the width of the spray pattern by varying the height of the container.]
- Apply when the weeds are growing actively and air temperatures are above 60°F.
- Spray [Use] when air is calm to prevent drift to desirable plants.
- When treating around desirable plants, shield plants from drift with a sheet of cardboard or plastic. If desirable plant is accidentally sprayed, rinse off immediately with water.
- One (1) application will kill most of the weeds listed.
- Weeds usually begin to wilt within hours with complete kill in 1 to 2 weeks
- Rain or watering 2 hours after application will not wash away effectiveness
- Weed control may be reduced under adverse environmental conditions, e.g., drought, cool temperatures or misapplication. Difficult to control weeds, dense infestations/populations, or heavy/dense growth (canopy) of the target species may require additional applications. Two (2) or more applications at four (4) weeks intervals may be required for season long control.
- Ornamental flowers, trees and shrubs may be planted 1 day after application.
- This 32 fl.oz. (1.0 quart) retail container size treats approximately 250 weeds or up to 875 sq.ft.
- This 64 fl.oz. (½ gallon) retail container size treats approximately 500 weeds or up to 1,750 sq.ft.
- This 128 fl.oz. (1.0 gallon) retail container size treats approximately 1,000 weeds or up to 3,500 sq.ft.



8/15

[OPTIONAL TEXT:]

GARDENS (vegetables, herbs, small fruits and berries):

This product may be applied before planting or transplanting of vegetables (garden crops), herbs and small fruits and berries. This product may be used as a broad spectrum postemergent herbicide prior to planting to control annual and perennial weeds including field bindweed, johnsongrass, or dallisgrass.

Spray the undesirable vegetation on a spray-to-wet basis. Uniform and complete spray coverage of all existing vegetation is required.

Planting Intervals:

Blackberry, blueberry, boysenberry, currant, dewberry, elderberry, gooseberry, huckleberry, Loganberry, olallieberry, red raspberry and black raspberry	1 day
Artichoke (Jerusalem), beans (all), beet greens, broccoli, Brussels sprout, cabbage (all), carrot, cauliflower, celery, chard (Swiss), chicory, collards, endive, horseradish, kale, kohlrabi, leek, lentil, lettuce, mustard greens, okra, onion, rape greens, parsley, parsnip, potato, radish, rhubarb, rutabaga, spinach, sweet potato, turnip and yams	1 day
Corn, cucumber, eggplant, garlic, gourds, melons (all), pea (all), pepper (all), pumpkin, squash (summer and winter), tomatillo, tomato (by seed) and watercress	3 days
Tomatoes from transplants and all berries, fruits, vegetables and herbs not on previous lists	30 days

Harvest Intervals:

Allow a minimum of 14 days between the last application of this product and harvest of berries:

Blackberry, blueberry, boysenberry, currant, dewberry, elderberry, gooseberry, huckleberry, Loganberry, olallieberry, red raspberry and black raspberry.


LIMITED WARRANTY AND DISCLAIMER.

The manufacturer warrants only that the chemical composition of this product conforms to the ingredient statement given on the label, and that the product is reasonably suited for the labeled use when applied according to the Directions for Use.

THE MANUFACTURER NEITHER MAKES NOR INTENDS ANY OTHER EXPRESS OR IMPLIED WARRANTIES, INCLUDING ANY WARRANTY OF MERCHANTABILITY OR FITNESS FOR A PARTICULAR PURPOSE, WHICH ARE EXPRESSLY DISCLAIMED. This limited warranty does not extend to the use of the product inconsistent with label instructions, warnings or cautions, or to use of the product under abnormal conditions such as drought, excessive rainfall, tornadoes, hurricanes, etc. These factors are beyond the control of the manufacturer or the seller. Any damages arising from a breach of the manufacturer's warranty shall be limited to direct damages, and shall not include indirect or consequential damages such as loss of profits or values, except as otherwise provided by law.

The terms of this Limited Warranty and Disclaimer cannot be varied by any written or verbal statements or agreements. No employee or agent of the seller is authorized to vary or exceed the terms of this Limited Warranty and Disclaimer in any manner.

[brand name] is a trademark of PBI/GORDON Corporation



9/15

Sublabel 2: .



READ THE ENTIRE LABEL FIRST. OBSERVE ALL PRECAUTIONS AND FOLLOW DIRECTIONS CAREFULLY.

Sublabel 2: Directions for use intended for use in institutional, ornamental, and residential/domestic sites.

DIRECTIONS FOR USE

It is a violation of Federal law to use this product in a manner inconsistent with its labeling.

Keep people and pets off treated areas until spray solution has dried.

STORAGE & DISPOSAL

PESTICIDE STORAGE: Store in original container in a locked storage area inaccessible to children and domestic animals.

PESTICIDE DISPOSAL: Wastes resulting from the use of this product that cannot be used or chemically reprocessed should be disposed of in a landfill approved for pesticide disposal or in accordance with applicable federal, state, or local procedures.

CONTAINER DISPOSAL: Do not reuse container. Triple rinse container (or equivalent), then puncture and dispose of in a sanitary landfill, or by incineration, or if allowed by state and local authorities, by burning. If burned, stay out of smoke.

EH-1391 Herbicide is intended to be applied by occupational users, non-commercial users, and landscape personnel for use in institutional, ornamental, and residential/domestic sites. Institutional sites are defined as areas around properties or facilities providing a service to public or private organizations including, but not limited to hospitals, nursing homes, schools, museums, libraries, sport facilities, golf courses, and office buildings. Ornamental sites include area around residences, parks, streets, retail outlets, cemeteries, industrial and institutional buildings. Finally, residential/domestic sites are defined as areas associated with the household or home life including, but not limited to apartment complexes, condominiums, and patient care areas of nursing homes, mental institutions, hospitals or convalescent homes.

Facts and Tips

- EH-1391 Herbicide is a ready-to use herbicide intended to control a broad spectrum of emerged annual and perennial weed species. EH-1391 Herbicide will control unwanted species of grass, sedge, broadleaf weeds, and certain woody species around trees, shrubs, fences.
- This product kills plants by inhibiting the production of a substance found only in plants. It enters plants through the sprayed foliage and moves down to the roots.
- This product is nonselective and will kill or injure all vegetation contacted by the spray. Do not spray plants or grasses you like—they may die too. Not recommended for spot weed control in lawns since this product kills lawn grasses.
- This product has no soil residual activity and thus will not affect nearby untreated plants.
- Plants that have not emerged at the time of application will not be controlled.
- Best results will be obtained when the weed species are actively growing. Apply when the weeds are growing actively and air temperatures are above 60°F.

1
 2
 3
 4
 5
 6
 7
 8
 9
 10
 11
 12
 13
 14
 15
 16
 17
 18
 19
 20
 21
 22
 23
 24
 25
 26
 27
 28
 29
 30
 31
 32
 33
 34
 35
 36
 37
 38
 39
 40
 41
 42
 43
 44
 45
 46
 47
 48
 49
 50
 51
 52
 53
 54
 55
 56
 57
 58
 59
 60
 61
 62
 63
 64
 65
 66
 67
 68
 69
 70
 71
 72
 73
 74
 75
 76
 77
 78
 79
 80
 81
 82
 83
 84
 85
 86
 87
 88
 89
 90
 91
 92
 93
 94
 95
 96
 97
 98
 99
 100

10/15

TOUGH WEED CONTROL (Annuals, Perennials, and Brush)

CONTROLS WEEDS AND GRASSES INCLUDING:

Lawn and Turfgrass Species

EH-1391 Herbicide will provide full or partial control (suppression) of these lawn and turfgrass species:

Bahiagrass	Canarygrass, reed	Kikuyugrass
Bentgrass, colonial, creeping and redtop	Carpetgrass*	Orchardgrass
Bermudagrass, common and hybrid	Centipedegrass	<i>Paspalum spp</i>
Bluegrass, annual, rough, and Kentucky	Fescue, chewings, hard, red, tall and sheep	Ryegrass, annual (Italian), perennial, and hardy
Bromegrass, downy and smooth	Foxtail, green, yellow, creeping, meadow and giant	St. Augustinegrass
Buffalograss*		Zoysiagrass or Japanese lawngrass
		<i>*Not for use in California</i>

Woody Species

EH-1391 Herbicide will provide full or partial control (suppression) of these woody species:

Alder	Hickory	Poison hemlock
Blackberry	Kudzu	Oak
Barberry*	Lantana	Quaking aspen
<i>Ceanothus spp.</i>	Maple	Raspberry
Cherry	Multiflora rose	Sumac
Coyotebrush	Mock orange*-	Trumpet creeper
Dewberry	Manzanita	Wild blackberry
Elm	Pine	Western red cedar*
Elderberry	Poison ivy	Willow
Honeysuckle	Poison oak	<i>*Not for use in California</i>

11/15

Annual and Perennial Weed Species

EH-1391 Herbicide will provide full or partial control (suppression) of these annual and perennial weed species:

Artichoke, Jerusalem	Fiddleneck	Oleander*	Tansy mustard
Barnyardgrass	Field bindweed	Oxalis	Texas panicum
Beggarweed	Field pennycress	Pampasgrass	Thistle
Bittercress	Field sandbur	Pennsylvania smartweed	Timothy
Black medic	Filaree	Pennywort	Toadflax
Broadleaf plantain	Florida pusley	Pigweed	Torpedograss
Buckhorn plantain	Garden spurge	Plantain	Trailing lantana
Bull thistle	Goosegrass	Prickly lettuce	Tumble mustard
Burclover	Green foxtail	Primrose	Vaseygrass
Canada thistle	Guineagrass	Prostrate spurge	Velvetleaf
Chickweed	Hemp sesbania	Puncturevine	Virginia-creeper
Clover	Henbit	Purple cudweed	White clover
Cocklebur	Horsenettle	Purple nutsedge	Whitetop
Common groundsel	Horseradish	Purslane	Wild barley
Common mullien	Horseweed/marestail	Quackgrass	Wild carrot
Common ragweed	Ironweed	Ragweed	Wild geranium
Coral-bead	Johnsongrass	Red clover	Wild morningglory
Crabgrass	Knapweed	Red sorrel*	Wild mustard
Creeping beggarweed	Knawel	Redroot pigweed	Wild oats
Creeping Charlie	Knotweed	Shepherspurse	Wild sweet potato
Curly dock	Lambsquarters	Smartweed	Witchgrass
Dallisgrass	London rocket	Smooth catsear	Yarrow
Dandelion	Lovegrass	Smooth pigweed	Yellow nutsedge
Dogfennel	Mallow	Sowthistle	Yellow oxalis
Evening primrose	Mayweed	Spotted spurge	Yellow starthistle
Fall panicum	Milkweed	Spurge	and many other weeds
False dandelion	Mouseear chickweed	Sunflower	
Fennel	Nimblewill	Tansy ragwort	<i>*Not for use in California</i>

WHERE TO USE:

For General Weed Control and Spot Spraying

- Along and on sidewalks, gravel/brick walkways, paths, curbs, paved areas (private roads and streets), driveways, parking areas, recreational areas.
- Along ornamental lawns and turfgrass.
- Around or near ornamental/shade trees, fruit and nut trees, shrubs, groundcovers, flower beds, mulched landscape beds.
- Along fences, hedgerows, under fencelines.
- Around rocks, signposts, light posts, or on fringe areas.
- Around or along buildings/structures, foundations, patios, houses, mobile homes, vacant lots, urban areas, domestic outdoor premises, and other areas associated with household or home life.
- In areas for lawn replacement or lawn renovation.
- Urban areas where total vegetation control is desired.
- Farmsteads where total vegetation control is desired: around farmstead building foundations, along fences, hedgerows, fencerows, under fencelines, around shelterbelts and other areas where nonselective weed control is desired.
- Weed control may be reduced under adverse environmental conditions, e.g., drought, cool temperatures, or misapplication. Difficult to control weeds, dense infestations/populations, or heavy/dense growth (canopy) of the target species may require additional applications. Two (2) or more applications at four (4) weeks intervals may be required for season long control.

12/15

HOW TO APPLY:

Trigger sprayers, compressed air sprayers, and small power sprayers provide excellent coverage for spot treatments of annual and perennial weeds.

a. Trigger sprayers:

- EH 1391 Herbicide is formulated for "spot" treatment of individual weeds and grasses. This product is ready-to-use (RTU) and is applied directly from the container fitted with a trigger sprayer. Adjust the sprayer tip to deliver coarse spray droplets to the individual weeds. Direct the spray to the target weeds—the ones you want to kill—to provide uniform and thorough coverage. Apply on a spray-to-wet basis. Additional applications may be necessary to control perennials.

b. Compressed air sprayers and small power sprayers including but not limited to hand operated, compressed air sprayers with tank of 1-3 gallons, backpack sprayers or knapsack sprayers, and small power (engine driven) sprayers fitted with low-pressure wands.

- EH-1391 Herbicide is formulated as a ready-to-use (RTU) herbicide. No dilution with water is necessary. Pressurize the sprayer and adjust the nozzle or wand to deliver coarse droplets in a narrow or wide spray pattern. Direct the spray to the leaves and stems of target weeds (or to individual weeds) and apply on a spray-to-wet basis. Additional applications may be necessary to control perennials.
- This product is nonselective and will injure or kill all plants contacted with spray droplets. Avoid contact with leaves and stems of desirable plants.

For Landscaping

- Prepare areas for planting of ornamentals, trees, shrubs, desert landscapes, rock gardens, flower beds or similar plantings.
- Delay mowing, tilling, or disturbing the treated vegetation for at least seven (7) days after application of this product for the best results. However, if the treated vegetation is not disturbed, planting or transplanting of trees, flowers, shrubs, bedding plants may be done at one (1) day after application.

Table 1: Use rates of site preparation of landscape plantings for control of emerged weeds.

	Amount of Ready-To-Use Product, Fluid Ounces / 1,000 sq. ft.	Amount of Ready-To-Use Product, Gallons per Acre (A) .
Annual Weeds	18-36 fluid ounces / 1,000 sq. ft.	6-12 gallons of product /A
Perennial Weeds	36-86 fluid ounces / 1,000 sq. ft.	12-30 gallons of product /A

For Brush Control

Foliar Sprays for Brush:

- Cut back brush that is taller than 5 feet and then spray regrowth.
- For maximum activity, weeds should be growing vigorously at the time of the postemergent applications. The most favorable period for treatment occurs after full leaf stage in the spring and continues into early summer. Brush treated in the late fall may not be fully controlled.
- Apply this product with hand operated equipment. Spray uniformly the foliage of the vegetation to be controlled. Apply for full coverage and thorough brush/weed contact.
- Follow-up applications of this product or with a different herbicide may be needed under less favorable growing conditions and for hard-to-control species including blackberry, poison oak, and kudzu. Another choice for effective brush control is Gordon's Cleanout® Brush and Stump Spray. Gordon's Cleanout® Brush and Stump Spray is recommended to control undesirable woody plants including buckbrush, poison ivy, multiflora rose, and sumac. Foliar applications of Gordon's Cleanout® Brush and Stump Spray are appropriate during the period of active growth of the brush. Cut stump, basal bark, and frill treatments of Gordon's Cleanout® Brush and Stump Spray may be applied any time of year.

13/15

Cut-Surface Stump Treatment

(Not for use in California)

- Cut stump treatments are effective on stumps with diameters larger than 3-4 inches in diameter.
- Cut trees and brush close to the soil surface. Apply this to the freshly cut surface of the stump *immediately* after cutting. Delays in application may reduce the effectiveness.
- Apply this product undiluted using suitable equipment to provide complete coverage of the cambium. Apply for full and thorough coverage of the cut surface. Treat the entire circumference of the stump by drenching the cambium (the outermost wood between the pith and the bark).
- Treatment will control or suppress many types of woody brush and trees, such as alder, bluegum eucalyptus, madrone, oak, giant reed, saltcedar, sweetgum and tan oak.
- The most favorable period for cut stump treatment occurs after full leaf stage in the spring and continues into early summer. Brush and trees treated in the late fall may not be fully controlled.
- Follow-up applications of this product or with a different herbicide may be needed under less favorable growing conditions and for hard-to-control species. Another choice for effective control with a cut-surface stump treatment is Gordon's Cleanout® Brush and Stump Spray.

For Lawn Renovation and Lawn Replacement

- Spot treatments or broadcast applications can be used to establish or renovate warm season and cool season turfgrass from seed or planting stock. This product may be applied before planting, seeding, sprigging, plugging, or sodding.
- Use EH-1391 Herbicide to remove the existing lawn and kill weeds and grasses. Uniform and complete spray coverage of all existing vegetation is required.
- Bermudagrass, nutsedge, torpedograss and deep rooted perennials may require a second treatment in 5 to 7 days.
- For best results, apply in spring or fall when daytime temperatures are at least 60° F.


Table 2. Use rates for site preparation of lawn and turfgrass seedbeds (prior to establishment) and for lawn renovations to control emerged weeds.

	Amount of Ready-To-Use Product, Fluid Ounces / 1,000 sq. ft.	Amount of Ready-To-Use Product, Gallons per Acre (A)
Annual Weeds	18-36 fluid ounces / 1,000 sq. ft.	6-12 gallons of product /A
Perennial Weeds	36-86 fluid ounces / 1,000 sq. ft.	12-30 gallons of product /A

- Seeding, sprigging, plugging or sodding may be done at seven (7) days after application of this product. Prepare the soil for planting by raking, rototilling, vertical cutting, or other tillage method.
- Rake up and remove loosened thatch or debris.
- Mix in starter fertilizer and soil amendments if needed. Establish the lawn according to local cultural practices.

For Vine Control

- If vines are growing up poles, fences, or tree trunks with mature bark, cut vines to a height of 3 to 4 feet and spray vines thoroughly.
- If vines are climbing shrubs or tree trunks with green bark, cut vines at base and treat as directed for stumps or spray regrowth. If spraying regrowth, shield shrubs and green bark from spray drift with a piece of cardboard or plastic. Apply this product undiluted with hand operated equipment. Thorough coverage of the foliage is necessary for the best results.



14/15

LIMITED WARRANTY AND DISCLAIMER.

The manufacturer warrants only that the chemical composition of this product conforms to the ingredient statement given on the label, and that the product is reasonably suited for the labeled use when applied according to the Directions for Use.

THE MANUFACTURER NEITHER MAKES NOR INTENDS ANY OTHER EXPRESS OR IMPLIED WARRANTIES, INCLUDING ANY WARRANTY OF MERCHANTABILITY OR FITNESS FOR A PARTICULAR PURPOSE, WHICH ARE EXPRESSLY DISCLAIMED. This limited warranty does not extend to the use of the product inconsistent with label instructions, warnings or cautions, or to use of the product under abnormal conditions such as drought, excessive rainfall, tornadoes, hurricanes, etc. These factors are beyond the control of the manufacturer or the seller. Any damages arising from a breach of the manufacturer's warranty shall be limited to direct damages, and shall not include indirect or consequential damages such as loss of profits or values, except as otherwise provided by law.

The terms of this Limited Warranty and Disclaimer cannot be varied by any written or verbal statements or agreements. No employee or agent of the seller is authorized to vary or exceed the terms of this Limited Warranty and Disclaimer in any manner.

[brand name] is a trademark of PBI/GORDON Corporation

Small, faint text or markings, possibly bleed-through from the reverse side of the page, located in the bottom right corner.

