

2217-818

4-24-2003

1/14



United States Environmental Protection Agency Washington, DC 20460

- Registration
- Amendment
- Other

OPP Identifier Number

Application for Pesticide - Section I

1. Company/Product Number 2217-818	2. EPA Product Manager Joanne I. Miller	3. Proposed Classification <input checked="" type="checkbox"/> None <input type="checkbox"/> Restricted
4. Company/Product (Name) EH1351 Weed and Feed 29-3-4	PM# Product Manger, Team 23	
5. Name and Address of Applicant (Include ZIP Code) PBI/Gordon Corporation Post Office Box 014090 Kansas City, Missouri 64101 <input type="checkbox"/> Check if this is a new address	6. Expedited Review. In accordance with FIFRA Section 3(c)(3) (b)(i), my product is similar or identical in composition and labeling to: EPA Reg. No. _____ Product Name _____	

Section - II

- | | |
|--|---|
| <input type="checkbox"/> Amendment - Explain below.
<input type="checkbox"/> Resubmission in response to Agency letter dated _____
<input checked="" type="checkbox"/> Notification - Explain below. | <input type="checkbox"/> Final printed labels in response to Agency letter dated _____
<input type="checkbox"/> "Me Too" Application.
<input type="checkbox"/> Other - Explain below. |
|--|---|

NOTIFICATION

APR 24 2003

Explanation: Use additional page(s) if necessary. (For section I and Section II.)

NOTIFICATION: Response to Pesticide Registration Notice (PRN) 2001-6:

1. The revisions to the disposal instructions are consistent with the guidance of Pesticide Registration Notice (PRN) 2001-6.
2. One (1) copy of the draft labeling is enclosed for your review.

This notification is consistent with the guidance of PR Notice 2001-6 and the requirements of EPA's regulations at 40 CFR 156.10 and 40 CFR 152.46, and no other changes have been made to the labeling or Confidential Statement of Formula of this product. I understand that it is a violation of 18 U.S.C Sec. 1001 to willfully make any false statement to the EPA. I further understand that if this notification is not consistent with the terms of PR Notice 2001-6 and 40 CFR 156.10 and 40 CFR 152.46, this product may be in violation of FIFRA and I may be subject to enforcement action and penalties under Section 12 and 14 of FIFRA.

Section - III

1. Material This Product Will Be Packaged In:				2. Type of Container	
Child-Resistant Packaging <input type="checkbox"/> Yes* <input type="checkbox"/> No	Unit Packaging <input type="checkbox"/> Yes <input type="checkbox"/> No	Water Soluble Packaging <input type="checkbox"/> Yes <input type="checkbox"/> No		<input type="checkbox"/> Metal	<input type="checkbox"/> Plastic
* Certification must be submitted			If "Yes" Unit Packaging wgt.	No. per container	If "Yes" Package wgt.
					<input type="checkbox"/> Glass
					<input type="checkbox"/> Paper
					<input type="checkbox"/> Other (Specify)
3. Location of Net Contents Information <input type="checkbox"/> Label <input type="checkbox"/> Container		4. Size(s) Retail Container		5. Location of Label Directions <input type="checkbox"/> On Label <input type="checkbox"/> On Labeling accompanying product	
6. Manner in Which Label is Affixed to Product <input type="checkbox"/> Lithograph <input type="checkbox"/> Other _____ <input type="checkbox"/> Paper glued <input type="checkbox"/> Stenciled					

Section - IV

1. Contact Point (Complete items directly below for identification of individual to be contacted, if necessary, to process this application.)		
Name Craig Martens	Title Manager of Regulatory Services	Telephone No. (Include Area Code) 816-460-6287
Certification <i>I certify that the statements I have made on this form and all attachments thereto are true, accurate and complete. I acknowledge that any knowingly false or misleading statement may be punishable by fine or imprisonment or both under applicable law.</i>		6. Date Application Received (Stamped)
2. Signature 	3. Title Manager of Regulatory Services	
4. Typed Name Craig Martens	5. Date April 16, 2003	

2/14

EH1351 WEED AND FEED

29-3-4

ACTIVE INGREDIENTS:

2,4-D, dimethylamine salt	0.89%
Mecoprop-p, dimethylamine salt	0.18%
Dicamba, dimethylamine salt	0.04%

INERT INGREDIENTS:	<u>98.89%</u>
TOTAL	100.00%

THIS PRODUCT CONTAINS:

- 14.8 lbs. or 0.74% 2, 4-dichlorophenoxyacetic acid equivalent per ton.
 - 3.0 lbs. or 0.15% (+)-R-2-(2-methyl-4-chlorophenoxy)propionic acid equivalent per ton.
 - 0.6 lb. or 0.03% 3, 6-dichloro-o-anisic acid equivalent per ton.
- Isomer Specific by AOAC Methods.
Contains the single isomer form of Mecoprop-p.

NOTIFICATION

APR 24 2003

Fertilizer Grades:

- ◆ Fertilizer grades with nutrient contents expressed as the percentages of N, P₂O₅, and K₂O include 23-3-7 and 29-3-4.
- ◆ The fertilizer grade guaranteed analyses may contain macronutrients and micronutrients. The nutrient contents expressed will vary among states, and the analyses will differ between supplemental registrations.

23-3-7 GUARANTEED ANALYSIS	
Total Nitrogen (N).....	23%
Water Insoluble Nitrogen.....	5%
Available Phosphate (P ₂ O ₅).....	3%
Soluble Potash (K ₂ O).....	7%

KEEP OUT OF REACH OF CHILDREN

CAUTION

See back panel for additional Precautionary Statements and Statement of Practical Treatment.

NET WEIGHT (15, 16, 17, 18, or 20) POUNDS

AP041603
EPA REG. NO. 2217-818
EPA Est. No. 2217-KS-1

MANUFACTURED BY:



3/14



READ THE ENTIRE LABEL FIRST. OBSERVE ALL PRECAUTIONS AND FOLLOW DIRECTIONS CAREFULLY.

PRECAUTIONARY STATEMENTS

Hazards to Humans & Domestic Animals

CAUTION: Harmful if swallowed or if absorbed through skin. Causes moderate eye irritation. Avoid contact with skin, eyes or clothing. When using this product, wear long-sleeved shirt, long pants, socks and shoes.


After using this product, remove clothing and launder separately before reuse, and promptly and thoroughly wash hands and exposed skin with soap and water.

First Aid

If in eyes:	<ul style="list-style-type: none"> • Hold eye open and rinse slowly and gently with water for 15 - 20 minutes. • Remove contact lenses, if present, after the first 5 minutes, then continue rinsing eye • Call a poison control center or doctor for treatment advice.
If on skin or clothing:	<ul style="list-style-type: none"> • Take off contaminated clothing. • Rinse skin immediately with plenty of water for 15 - 20 minutes. • Call a poison control center or doctor for treatment advice.
If swallowed:	<ul style="list-style-type: none"> • Call a poison control center or doctor immediately for treatment advice. • Have person sip a glass of water if able to swallow. • Do not induce vomiting unless told to do so by a poison control center or doctor. • Do not give anything by mouth to an unconscious person.
Have the product container or label with you when calling a poison control center or doctor or going for treatment.	

ENVIRONMENTAL HAZARDS:

This product is toxic to aquatic invertebrates. Drift or runoff may adversely affect aquatic invertebrates and nontarget plants. Do not apply directly to water. Do not contaminate water when disposing of equipment washwater.



SUBLABEL 1.

4/12/14

DIRECTIONS FOR USE

It is a violation of Federal law to use this product in a manner inconsistent with its labeling.

Do not reenter or permit others to reenter treated areas until sprays have dried or dusts have settled.

Not for use on turf being grown for sale or other commercial use as sod, or for commercial seed production, or for research purposes.

STORAGE & DISPOSAL

STORAGE: Store in original container in a locked storage area inaccessible to children and domestic animals.

PESTICIDE DISPOSAL: Securely wrap bag in several layers of newspaper and discard in trash.

CONTAINER DISPOSAL: Do not reuse bag. Discard bag in trash.

CONTAINER DISPOSAL:

~~If empty: Do not reuse this container. Place in trash or offer for recycling if available.~~

~~If partially filled: Call your local solid waste agency or toll free number (1-800-CLEANUP) for disposal instructions. Never place unused product down any indoor or outdoor drain.~~

WHERE TO USE:

EH1351 Weed and Feed controls a wide range of lawn weeds including dandelion, chickweed, knotweed, plantain, henbit, spurge and many others commonly found in home lawns. In addition, the fertilizer provides a supply of plant food. Supplemental nitrogen, phosphorous, and potash should be applied according to soil tests or State Extension Service recommendations.

EH1351 Weed and Feed controls broadleaf weeds commonly found in cool season and warm season turfgrass established in residential areas. Established turf of Kentucky bluegrass, fescues, and perennial ryegrass may be treated. Established turf of bermudagrass, zoysiagrass, St. Augustinegrass, and centipedegrass may be treated. Residential areas include turfgrass established around residences, apartment complexes, condominiums, vacant lots, or areas associated with households.

USE PRECAUTIONS:

- ◆ Do not apply this product to carpetgrass, dichondra, ornamentals, or lawns containing desirable clovers. Do not apply this product to 'Floratam' St. Augustinegrass in Florida.
- ◆ Choose a calm day to insure uniform coverage and avoid spreading granules onto flowers, vegetables, and ornamental shrubbery.
- ◆ Do not exceed the application rate for any area and use care in the application of this product within the dripline of trees, shrubs, and other ornamentals.

APPLICATION INSTRUCTIONS:

1. Mow lawn to normal height 1 to 2 days before application.
2. Water lawn thoroughly at least 1 day before application to sustain moisture until the next watering (see step 4).
3. Apply when weeds are young and growing actively, preferably in the morning when dew is on the grass. If grass is not moist at time of application, sprinkle lightly with water to allow the granules to adhere and to remain on the leaf surface of the weeds.
4. Do not irrigate or sprinkle for 1 to 2 days after application. Irrigate, sprinkle, or water the lawn thoroughly at 2 to 3 days after application.

5/14

APPLICATION INSTRUCTIONS: (Optional Tabular Format)

Application Schedule	Cultural Practices
1 - 2 days before application	Mow lawn to normal height 1 to 2 days before application.
1 day before application	Water lawn thoroughly at least 1 day before application to sustain moisture until the next watering.
Day of application	Apply when weeds are young and growing actively, preferably in the morning when dew is on the grass. If grass is not moist at time of application, sprinkle lightly with water to allow the granules to adhere and to remain on the leaf surface of the weeds.
1 - 2 days after application	Do not irrigate or sprinkle for 1 to 2 days after application. Irrigate, sprinkle, or water the lawn thoroughly at 2 to 3 days after application.

HOW MUCH TO APPLY:

For Kentucky bluegrass, fescues, and perennial ryegrass, bermudagrass, zoysiagrass, St. Augustinegrass and centipedegrass: Apply 3.0 to 3.6 pounds of product per 1,000 square feet of turfgrass. A second or follow-up application may be required for dense infestations of weeds or for adverse seasonal conditions. The second application of 3.0 to 3.6 pounds of product per 1,000 square feet should be used 30 days after the first application. Do not apply this product to 'Floritam' St. Augustinegrass in Florida.

The maximum application rate to turf is 1.2 pounds 2,4-D acid equivalent per acre per application per site. The maximum number of broadcast applications per treatment site is 2 per year.

A uniform distribution of product on the treated area is essential. Choose a calm day to insure uniform coverage and avoid spreading granules onto flowers, vegetables, and ornamental shrubbery. Do not exceed the application rate for any area and use care in the application of this product within the dripline of trees, shrubs, and other ornamentals.

Drop spreaders and rotary spreaders should be calibrated for uniform applications of this product.

Choose one of these spreader patterns:

- 1. Single Pass** - Operate the equipment at intervals corresponding to the width or swath of the spreader. For drop spreaders, overlap the wheel tracks to ensure complete coverage. Close the spreader openings when turning to change directions.
- 2. Double Pass** - Reduce the application rate by one-half of the recommended rate, calibrate the spreader, and adjust the settings for the desired application rate. Operate the spreader over the lawn two (2) times. Close the spreader openings when turning to change directions.
- 3. Cross Hatching** - Reduce the application rate by one-half of the recommended rate, calibrate the spreader, and adjust the settings for the desired application rate. Operate the spreader over the lawn two (2) times. For the second trip, operate the spreader perpendicular to the wheel tracks or the spreader pattern of the first trip. Close the spreader opening when turning to change directions.



6/14

CALIBRATION INSTRUCTIONS:

Refer to paragraph I in the appendix for the appropriate bag sizes and the area to be treated.

- For 3.0 pounds of product per 1,000 square feet of turfgrass: Check your spreader on 330 square feet and adjust to apply at the rate of 1 pound of product per 330 square feet.
- For 3.2 pounds of product per 1,000 square feet of turfgrass: Check your spreader on 310 square feet and adjust to apply at the rate of 1 pound of product per 310 square feet.
- For 3.4 pounds of product per 1,000 square feet of turfgrass: Check your spreader on 300 square feet and adjust to apply at the rate of 1 pound of product per 300 square feet.
- For 3.6 pounds of product per 1,000 square feet of turfgrass: Check your spreader on 275 square feet and adjust to apply at the rate of 1 pound of product per 275 square feet.

Container Packaging and Size:

Note to Supplemental Registrants: Select the appropriate bag size and present only the information provided for that bag size on your product labeling. Also, equipment settings of drop spreaders, rotary spreaders, and other granular applicators may be presented on the container labels

Bag Size, Pounds	Application Rate, Pounds/1000 Sq.Ft.	Treated Area for This Bag Size, Square Feet
15	3.0	5,000
	3.2	4,700
	3.4	4,400
	3.6	4,200
16	3.0	5,300
	3.2	5,000
	3.4	4,700
	3.6	4,400
17	3.0	5,600
	3.2	5,300
	3.4	5,000
	3.6	4,700
18	3.0	6,000
	3.2	5,600
	3.4	5,300
	3.6	5,000
20	3.0	6,600
	3.2	6,400
	3.4	5,900
	3.6	5,600

Labeling Requirements:

- All fertilizer products distributed in Washington at a minimum, must have the following labeling statement: *"This product has been registered with the Washington State Department of Agriculture. When applied as directed, this fertilizer meets the Washington standards for arsenic, cadmium, cobalt, mercury, molybdenum, lead, nickel, selenium, and zinc. You have the right to receive specific information about Washington standards from the distributor of this product."*
- After July 1, 1999, the label must also state: *"Information received by the Washington State Department of Agriculture regarding the components in this product is available on the internet at <http://www.wa.gov/agr/>."*



7/14

- BROADLEAF WEEDS -

Annual yellow sweetclover	Cockle	Musk thistle	Spiny cocklebur
Aster	Cocklebur	Mustard	Spiny sowthistle
Austrian fieldcress	Common mullein	Narrowleaf plantain	Spotted catsear
Bedstraw	Creeping jenny	Narrowleaf vetch	Spotted spurge
Beggarticks	Cudweed	Nettle	Spurweed
Betony, Florida	Curly dock	Orange hawkweed	Stinging nettle
Bindweed, field	Daisy, English	Oriental cocklebur	Strawberry, India mock
Bird vetch	Daisy fleabane	Oxalis	Tall nettle
Bitter wintercress	Daisy, oxeye	Parsley-piert	Tall vervain
Bittercress, hairy	Dandelion	Parsnip	Tansy ragwort
Bitterweed	Dichondra	Pearlwort	Tansy mustard
Black-eyed Susan	Dogbane	Pennycress	Tanweed
Black medic	Dogfennel	Pennywort	Thistle
Black mustard	Dollarweed	Pepperweed	Trailing crownvetch
Blackseed plantain	Elderberry	Pigweed	Tumble mustard
Blessed thistle	False dandelion	Pineywoods bedstraw	Tumble pigweed
Bloodflower milkweed	False flax	Plains coreopsis (tickseed)	Velvetleaf
Blue lettuce	False sunflower	Plantain	Venice mallow
Blue vervain	Fiddleneck	Poison ivy	Virginia buttonweed
Bracted plantain	Florida pusley	Poison oak	Virginia creeper
Brassbuttons	Frenchweed	Pokeweed	Virginia pepperweed
Bristly oxtongue	Galinsoga	Poorjoe	Water pennywort
Broadleaf dock	Goathead	Prairie sunflower	Wavyleaf bullthistle
Broadleaf plantain	Goldenrod	Prickly lettuce	Western clematis
Broomweed	Ground ivy	Prickly sida	Western salsify
Buckhorn	Gumweed	Prostrate knotweed	White mustard
Buckhorn plantain	Hairy fleabane	Prostrate pigweed	Wild aster
Bulbous buttercup	Hawkweed	Prostrate spurge	Wild buckwheat
Bull thistle	Healall	Prostrate vervain	Wild carrot
Bull nettle	Heartleaf drymary	Puncturevine	Wild four-o'clock
Burclover	Heathaster	Purslane, common	Wild garlic
Burdock	Hedge bindweed	Ragweed	Wild geranium
Burning nettle	Hedge mustard	Red sorrel	Wild lettuce
Burweed	Hemp	Redroot pigweed	Wild marigold
Buttercup	Henbit	Redstem filaree	Wild mustard
Buttonweed	Hoary cress	Rough cinquefoil	Wild onion
Canada thistle	Hoary plantain	Rough fleabane	Wild parsnip
Carolina geranium	Hoary vervain	Russian pigweed	Wild radish
Carpetweed	Horse nettle	Russian thistle	Wild rape
Catchweed bedstraw	Jimsonweed	Scarlet pimpernel	Wild strawberry
Catnip	Knawel	Scotch thistle	Wild sweet potato
Catsear	Knotweed	Sheep sorrel	Wild vetch
Chickweed, common	Kochia	Shepherdspurse	Woodsorrel
Chickweed, mouseear	Lambsquarters	Slender plantain	Woolly croton
Chicory	Lespedeza	Smallflower galinsoga	Woolly morningglory
Cinquefoil	Mallow	Smooth dock	Woolly plantain
Clover, crimson	Matchweed	Smooth pigweed	Wormseed
Clover, hop	Mexicanweed	Sorrel (sour dock)	Yarrow
Clover, red	Milk vetch	Sowthistle	Yellow rocket
Clover, strawberry	Morningglory	Spanishneedles	Yellowflower pepperweed
Clover, sweet	Mouseear hawkweed	Speedwell	and many other
Clover, white	Mugwort	Spiny amaranth	broadleaf weeds

8/14


LIMITED WARRANTY AND DISCLAIMER.

The manufacturer warrants only that the chemical composition of this product conforms to the ingredient statement given on the label, and that the product is reasonably suited for the labeled use when applied according to the Directions for Use.

THE MANUFACTURER NEITHER MAKES NOR INTENDS ANY OTHER EXPRESS OR IMPLIED WARRANTIES, INCLUDING ANY WARRANTY OF MERCHANTABILITY OR FITNESS FOR A PARTICULAR PURPOSE, WHICH ARE EXPRESSLY DISCLAIMED. This limited warranty does not extend to the use of the product inconsistent with label instructions, warnings or cautions, or to use of the product under abnormal conditions such as drought, excessive rainfall, tornadoes, hurricanes, etc. These factors are beyond the control of the manufacturer or the seller. Any damages arising from a breach of the manufacturer's warranty shall be limited to direct damages, and shall not include indirect or consequential damages such as loss of profits or values, except as otherwise provided by law.

The terms of this Limited Warranty and Disclaimer cannot be varied by any written or verbal statements or agreements. No employee or agent of the seller is authorized to vary or exceed the terms of this Limited Warranty and Disclaimer in any manner.

----- END OF SUBLABEL 1 -----



9/14

SUBLABEL 2. Requested by Agriliance, LLC.

DIRECTIONS FOR USE

It is a violation of Federal law to use this product in a manner inconsistent with its labeling.
Do not reenter or permit others to reenter treated areas until sprays have dried or dusts have settled.
Not for use on turf being grown for sale or other commercial use as sod, or for commercial seed production, or for research purposes.

STORAGE & DISPOSAL

STORAGE: Store in original container in a locked storage area inaccessible to children and domestic animals.

~~**PESTICIDE DISPOSAL:** Securely wrap bag in several layers of newspaper and discard in trash.~~

~~**CONTAINER DISPOSAL:** Do not reuse bag. Discard bag in trash.~~

~~**CONTAINER DISPOSAL:**~~

~~If empty: Do not reuse this container. Place in trash or offer for recycling if available.~~

~~If partially filled: Call your local solid waste agency or toll free number (1-800-CLEANUP) for disposal instructions. Never place unused product down any indoor or outdoor drain.~~

WHERE TO USE:

EH1351 Weed and Feed controls a wide range of lawn weeds including dandelion, chickweed, knotweed, plantain, henbit, spurge and many others commonly found in home lawns. In addition, the fertilizer provides a supply of plant food. Supplemental nitrogen, phosphorous, and potash should be applied according to soil tests or State Extension Service recommendations.

EH1351 Weed and Feed controls broadleaf weeds commonly found in cool season and warm season turfgrass established in residential areas. Established turf of Kentucky bluegrass, fescues, and perennial ryegrass may be treated. Established turf of bermudagrass, zoysiagrass, St. Augustinegrass, and centipedegrass may be treated. Residential areas include turfgrass established around residences, apartment complexes, condominiums, vacant lots, or areas associated with households.

USE PRECAUTIONS:

- ◆ Do not apply this product to carpetgrass, dichondra, ornamentals, or lawns containing desirable clovers. Do not apply this product to 'Floritam' St. Augustinegrass in Florida.
- ◆ Choose a calm day to insure uniform coverage and avoid spreading granules onto flowers, vegetables, and ornamental shrubbery.
- ◆ Do not exceed the application rate for any area and use care in the application of this product within the dripline of trees, shrubs, and other ornamentals.

APPLICATION INSTRUCTIONS:

Application Schedule	Cultural Practices
1 - 2 days before application	Mow lawn to normal height 1 to 2 days before application.
1 day before application	Water lawn thoroughly at least 1 day before application to sustain moisture until the next watering.
Day of application	Apply when weeds are young and growing actively, preferably in the morning when dew is on the grass. If grass is not moist at time of application, sprinkle lightly with water to allow the granules to adhere and to remain on the leaf surface of the weeds.
1 - 2 days after application	Do not irrigate or sprinkle for 1 to 2 days after application. Irrigate, sprinkle, or water the lawn thoroughly at 2 to 3 days after application.

10/14

This product should not be applied if rainfall is expected within 24 hours. Always apply with a properly calibrated rotary or drop spreader. Weeds may show signs of twisting and curling in about a week, but complete control may take up to a month or more. This product will not prevent existing weed seeds from sprouting.

When temperatures are consistently above 90°F, avoid application. Wait 3 - 4 weeks after application before seeding, sodding or sprigging. On newly established lawns, wait until the grass has been mowed 3 - 4 times before application.

HOW MUCH TO APPLY:

For Kentucky bluegrass, fescues, and perennial ryegrass, bermudagrass, zoysiagrass, St. Augustinegrass and centipedegrass: Apply 3.6 pounds of product per 1,000 square feet of turfgrass. A second or follow-up application may be required for dense infestations of weeds or for adverse seasonal conditions. The second application of 3.6 pounds of product per 1,000 square feet should be used 30 days after the first application. Do not apply this product to 'Floritam' St. Augustinegrass in Florida.

The maximum application rate to turf is 1.2 pounds 2,4-D acid equivalent per acre per application per site. The maximum number of broadcast applications per treatment site is 2 per year.

A uniform distribution of product on the treated area is essential. Choose a calm day to insure uniform coverage and avoid spreading granules onto flowers, vegetables, and ornamental shrubbery. Do not exceed the application rate for any area and use care in the application of this product within the dripline of trees, shrubs, and other ornamentals.

Drop spreaders and rotary spreaders should be calibrated for uniform applications of this product.

Choose one of these spreader patterns:

1. **Single Pass** - Operate the equipment at intervals corresponding to the width or swath of the spreader. For drop spreaders, overlap the wheel tracks to ensure complete coverage. Close the spreader openings when turning to change directions.
2. **Double Pass** - Reduce the application rate by one-half of the recommended rate, calibrate the spreader, and adjust the settings for the desired application rate. Operate the spreader over the lawn two (2) times. Close the spreader openings when turning to change directions.
3. **Cross Hatching** - Reduce the application rate by one-half of the recommended rate, calibrate the spreader, and adjust the settings for the desired application rate. Operate the spreader over the lawn two (2) times. For the second trip, operate the spreader perpendicular to the wheel tracks or the spreader pattern of the first trip. Close the spreader opening when turning to change directions.

**SUGGESTED SPREADER SETTINGS
ONE PASS APPLICATION**

Spreader	Suggested Setting
Cyclone	2/3/4 - 33/4
Earthway	13 - 15
Scotts Calibrated	3 - 4
Sears Broadcast	2 - 3
Sears	4 - 5
Central	4 - 5

Note: These settings are furnished as a guide only. Age, condition of the spreader, speed of operation, and roughness of the terrain can cause variation in rates applied.


Spreading Tips: Spread border of lawn. Then apply product in uniform, parallel passes. Slight overlap may be needed. Shut off spreader anytime you stop or turn spreader around. Always apply with a properly calibrated rotary or drop type fertilizer spreader to distribute the granules evenly. Never apply by hand.

Note to Supplemental Registrants: Select the appropriate bag size and present only the information provided for that bag size on your product labeling. Also, equipment settings of drop spreaders, rotary spreaders, and other granular applicators may be presented on the container labels

Bag Size, Pounds	Application Rate, Pounds/1000 Sq.Ft.	Treated Area for This Bag Size, Square Feet
15	3.6	4,200
16	3.6	4,400
17	3.6	4,700
18	3.6	5,000
20	3.6	5,600

Labeling Requirements:

- All fertilizer products distributed in Washington at a minimum, must have the following labeling statement: *"This product has been registered with the Washington State Department of Agriculture. When applied as directed, this fertilizer meets the Washington standards for arsenic, cadmium, cobalt, mercury, molybdenum, lead, nickel, selenium, and zinc. You have the right to receive specific information about Washington standards from the distributor of this product."*
- After July 1, 1999, the label must also state: *"Information received by the Washington State Department of Agriculture regarding the components in this product is available on the internet at <http://www.wa.gov/agr/>."*



- BROADLEAF WEEDS -

Annual yellow sweetclover	Cockle	Musk thistle	Spiny cocklebur
Aster	Cocklebur	Mustard	Spiny sowthistle
Austrian fieldcress	Common mullein	Narrowleaf plantain	Spotted catsear
Bedstraw	Creeping jenny	Narrowleaf vetch	Spotted spurge
Beggarticks	Cudweed	Nettle	Spurweed
Betony, Florida	Curly dock	Orange hawkweed	Stinging nettle
Bindweed, field	Daisy, English	Oriental cocklebur	Strawberry, India mock
Bird vetch	Daisy fleabane	Oxalis	Tall nettle
Bitter wintercress	Daisy, oxeye	Parsley-piert	Tall vervain
Bittercress, hairy	Dandelion	Parsnip	Tansy ragwort
Bitterweed	Dichondra	Pearlwort	Tansy mustard
Black-eyed Susan	Dogbane	Pennycress	Tanweed
Black medic	Dogfennel	Pennywort	Thistle
Black mustard	Dollarweed	Pepperweed	Trailing crownvetch
Blackseed plantain	Elderberry	Pigweed	Tumble mustard
Blessed thistle	False dandelion	Pineywoods bedstraw	Tumble pigweed
Bloodflower milkweed	False flax	Plains coreopsis (tickseed)	Velvetleaf
Blue lettuce	False sunflower	Plantain	Venice mallow
Blue vervain	Fiddleneck	Poison ivy	Virginia buttonweed
Bracted plantain	Florida pusley	Poison oak	Virginia creeper
Brassbuttons	Frenchweed	Pokeweed	Virginia pepperweed
Bristly oxtongue	Galinsoga	Poorjoe	Water pennywort
Broadleaf dock	Goathead	Prairie sunflower	Wavyleaf bullthistle
Broadleaf plantain	Goldenrod	Prickly lettuce	Western clematis
Broomweed	Ground ivy	Prickly sida	Western salsify
Buckhorn	Gumweed	Prostrate knotweed	White mustard
Buckhorn plantain	Hairy fleabane	Prostrate pigweed	Wild aster
Bulbous buttercup	Hawkweed	Prostrate spurge	Wild buckwheat
Bull thistle	Healall	Prostrate vervain	Wild carrot
Bull nettle	Heartleaf drymary	Puncturevine	Wild four-o'clock
Burclover	Heathaster	Purslane, common	Wild garlic
Burdock	Hedge bindweed	Ragweed	Wild geranium
Burning nettle	Hedge mustard	Red sorrel	Wild lettuce
Burweed	Hemp	Redroot pigweed	Wild marigold
Buttercup	Henbit	Redstem filaree	Wild mustard
Buttonweed	Hoary cress	Rough cinquefoil	Wild onion
Canada thistle	Hoary plantain	Rough fleabane	Wild parsnip
Carolina geranium	Hoary vervain	Russian pigweed	Wild radish
Carpetweed	Horse nettle	Russian thistle	Wild rape
Catchweed bedstraw	Jimsonweed	Scarlet pimpernel	Wild strawberry
Catnip	Knawel	Scotch thistle	Wild sweet potato
Catsear	Knotweed	Sheep sorrel	Wild vetch
Chickweed, common	Kochia	Shepherdspurse	Woodsorrel
Chickweed, mouseear	Lambsquarters	Slender plantain	Woolly croton
Chicory	Lespedeza	Smallflower galinsoga	Woolly morningglory
Cinquefoil	Mallow	Smooth dock	Woolly plantain
Clover, crimson	Matchweed	Smooth pigweed	Wormseed
Clover, hop	Mexicanweed	Sorrel (sour dock)	Yarrow
Clover, red	Milk vetch	Sowthistle	Yellow rocket
Clover, strawberry	Morningglory	Spanishneedles	Yellowflower pepperweed
Clover, sweet	Mouseear hawkweed	Speedwell	and many other
Clover, white	Mugwort	Spiny amaranth	broadleaf weeds

13/14

ANNUAL LAWN CARE PROGRAM:

- For best results, apply as a part of the Lawn Science Annual Lawn Care Program.
- The micronutrients in Lawn Science Lawn Fertilizer may stain. This product contains the micronutrient iron to help prevent iron deficiencies. To avoid staining, sweep or vacuum any granules off sidewalks, patios, driveways, concrete and other surfaces immediately. Do not apply to water dampened concrete or other surfaces. Avoid contact with clothing or shoes. Avoid tracking into the house.
- When establishing new lawns, use Lawn Science Starter Fertilizer. Apply Lawn Science Lawn Fertilizer six to eight weeks later.

STEP 1: Lawn Science with Crabgrass Preventor fertilizes lawn and prevents crabgrass.
APPLY early spring (February - May).

STEP 2: Lawn Science Weed & Feed with Trimec fertilizes and controls broadleaf weeds.
APPLY late spring (April - July).

STEP 3: Lawn Science Lawn Fertilizer provides slow release feeding for summer color.
APPLY summer (June - September).

STEP 4: Lawn Science Winterizer fertilizes for fall root growth.
APPLY late fall (September - November).

(STEP 5 OPTIONAL)

STEP 5: For additional weed control in early fall, apply Lawn Science Winterizer/Weed Control.
APPLY early fall (August - October).
FOLLOW with Lawn Science Winterizer six weeks later.


LIMITED WARRANTY AND DISCLAIMER.

The manufacturer warrants only that the chemical composition of this product conforms to the ingredient statement given on the label, and that the product is reasonably suited for the labeled use when applied according to the Directions for Use.

THE MANUFACTURER NEITHER MAKES NOR INTENDS ANY OTHER EXPRESS OR IMPLIED WARRANTIES, INCLUDING ANY WARRANTY OF MERCHANTABILITY OR FITNESS FOR A PARTICULAR PURPOSE, WHICH ARE EXPRESSLY DISCLAIMED. This limited warranty does not extend to the use of the product inconsistent with label instructions, warnings or cautions, or to use of the product under abnormal conditions such as drought, excessive rainfall, tornadoes, hurricanes, etc. These factors are beyond the control of the manufacturer or the seller. Any damages arising from a breach of the manufacturer's warranty shall be limited to direct damages, and shall not include indirect or consequential damages such as loss of profits or values, except as otherwise provided by law.

The terms of this Limited Warranty and Disclaimer cannot be varied by any written or verbal statements or agreements. No employee or agent of the seller is authorized to vary or exceed the terms of this Limited Warranty and Disclaimer in any manner.

----- END OF SUBLABEL 2 -----



14/14

APPENDIX

I. Advertising claims that may be presented on container labeling:

- ◆ (Fifteen, Sixteen, Seventeen, Eighteen, or Twenty) Pounds Covers Up To X,000 Square Feet.
- ◆ Controls Dandelion, Chickweed, Knotweed, Plantains, Henbit, Spurge and other broadleaf weeds.
- ◆ Balanced nutrition for your lawn's optimal health.
- ◆ Enriched with micro-nutrients.
- ◆ Specially formulated lawn fertilizer controls over 200 broadleaf weeds with Trimec® Herbicide.
- ◆ Feeds up to 5,000 square feet.
- ◆ Visit us at our web site at: xxxxxxxxxxxxx.

