



002217-00813-051899

Printed: 08:07:28 Friday, 18 Jun, 1999 # 1 / 3397

Systems Integration Group, Inc.

EH 1330 HERBICIDE

Use Of This Product On Residential And Other Turf Sites Is Limited To Commercial Applicators, Service Technicians, And Professional Landscapers Only.

Not For Sale To Or Use By Homeowners.

ACTIVE INGREDIENT:

Diethanolamine salt of 2,4-dichlorophenoxyacetic acid 69.62%

INERT INGREDIENTS: 30.38%

TOTAL 100.00%

THIS PRODUCT CONTAINS:

5.03 lbs. 2,4-dichlorophenoxyacetic acid equivalent per gallon or 47.17%

Isomer Specific by AOAC Methods.

KEEP OUT OF REACH OF CHILDREN

DANGER - PELIGRO

Si Usted no entiende la etiqueta, busque a alguien para que se la explique a Usted en detalle. (If you do not understand the label, find some one to explain it to you in detail.)

Statement of Practical Treatment

IF IN EYES: Hold eyelids open and flush with a steady, gentle stream of water for 15 minutes. Get medical attention.

IF SWALLOWED: Call a doctor or get medical attention. Do not induce vomiting or give anything by mouth to an unconscious person. Drink promptly a large quantity of milk, egg whites, gelatin solution, or if these are not available, drink large quantities of water. Avoid alcohol.

IF INHALED: Remove victim to fresh air. If not breathing, give artificial respiration, preferably mouth-to-mouth. Get medical attention.

IF ON SKIN: Wash with plenty of soap and water. Get medical attention.

NOTE TO PHYSICIAN: Probable mucosal damage may contraindicate the use of gastric lavage.

See side panel for additional Precautionary Statements and Statement of Practical Treatment.

NET CONTENTS ___ U.S. GALLONS

APXXXXXX
EPA REG. NO. 2217-813
EPA EST. NO. 2217-KS-1
MANUFACTURED BY



ACCEPTED
MAY 18 1999
Under the Federal Insecticide, Fungicide, and Rodenticide Act, as amended, for the pesticide registered under EPA Reg. No. 2217-813

2723



READ THE ENTIRE LABEL FIRST. OBSERVE ALL PRECAUTIONS AND FOLLOW DIRECTIONS CAREFULLY.

PRECAUTIONARY STATEMENTS

Hazards To Humans And Domestic Animals

DANGER: Corrosive. Causes irreversible eye damage. Do not get in eyes or on clothing. Harmful if swallowed, if absorbed through skin or if inhaled. Avoid breathing vapor or spray mist. Avoid contact with skin.

Personal Protective Equipment (PPE) -

WPS USES: Applicators and other handlers who handle this pesticide for any use covered by the Worker Protection Standard (40 CFR Part 170) – in general, agricultural-plant uses are covered – must wear long-sleeved shirt and long pants, waterproof gloves, shoes plus socks, and protective eyewear.

Discard clothing and other absorbent materials that have been drenched or heavily contaminated with this product's concentrate. Do not reuse them. Follow manufacturer's instructions for cleaning/maintaining PPE. If no such instructions for washables, use detergent and hot water. Keep and wash PPE separately from other laundry. After each day of use, clothing or PPE must not be reused until it has been cleaned.

FOR INDUSTRIAL/AQUATIC/NON-WPS AGRICULTURAL USES:

Clothing Requirement Statements: When mixing, loading or applying this product or repairing or cleaning equipment used with this product, wear eye protection (face shield or safety glasses), chemical resistant gloves, long-sleeved shirt, long pants, socks and shoes. It is recommended that safety glasses include front, brow and temple protection. For aerial applicators in an enclosed cockpit and applicators applying this product from a tractor that has a completely enclosed cab, eye protection is not required.

Personal Hygiene Statements: Wash hands, face and arms with soap and water as soon as possible after mixing, loading or applying this product. Wash hands, face and arms with soap and water before eating, smoking, or drinking. Wash hands and arms before using toilet. After work, remove all clothing and shower using soap and water. Do not reuse clothing worn during the previous day's mixing and loading or application of this product without cleaning first. Clothing must be kept and washed separately from other household laundry. Remove saturated clothing as soon as possible and shower.

FOR RESIDENTIAL AND TURF USES:

Clothing Requirement Statements: When using this product, wear long-sleeved shirt, long pants, socks, shoes, chemical resistant gloves and eye protection. It is recommended that safety glasses include front, brow, and temple protection.

Personal Hygiene Statements: After using this product, rinse gloves before removing, remove clothing and launder separately before reuse, and promptly and thoroughly wash hands and exposed skin with soap and water. Remove saturated clothing as soon as possible and shower.

Engineering Control Statements:

Containers over 1 gallon and less than 5 gallons in capacity: Mixers and loaders who do not use a mechanical system (probe and pump) to transfer the contents of this container must wear coveralls or a chemical-resistant apron in addition to the other required PPE.

Containers of 5 gallons or more in capacity: Do not open-pour from this container. A mechanical system (probe and pump or spigot) must be used for transferring the contents of this container. If the contents of a nonrefillable pesticide container are emptied, the probe must be rinsed before removal. If the mechanical system is used in a manner that meets the requirements listed in the Worker Protection Standard (WPS) for agricultural pesticides [40 CFR 170.240(d)(4)], the handler PPE requirements may be reduced or modified as specified in the WPS.

When handlers use enclosed cabs or aircraft in a manner that meets the requirements listed in the Worker Protection Standard (WPS) for agricultural pesticides [40 CFR 170.240(d)(4-6)], the handler PPE requirements may be reduced or modified as specified in the WPS.

User Safety Recommendations:

Users should:

- ◆ Wash hands before eating, drinking, chewing gum, using tobacco or using the toilet.
- ◆ Remove clothing immediately if pesticide gets inside. Then wash thoroughly and put on clean clothing.
- ◆ Remove PPE immediately after handling this product. Wash the outside of gloves before removing. As soon as possible, wash thoroughly and change into clean clothing

ENVIRONMENTAL HAZARDS:

Under no circumstances should this herbicide product or any 2,4-D weed killer be used in the vicinity of cotton, tomatoes, garden crops, grapes, ornamentals or other susceptible crops, or severe damage may result. Do not apply on windy days. Avoid contamination of water supplies that may be used to irrigate or water susceptible crops, or to be used for domestic purposes.

Drift or runoff may adversely affect nontarget plants. For terrestrial uses, do not apply directly to water, or to areas where surface water is present, or to intertidal areas below the mean high water mark. Do not contaminate water when disposing of equipment washwater.

Most cases of groundwater contamination involving phenoxy herbicides such as 2,4-D have been associated with mixing/loading and disposal sites. Caution should be exercised when handling 2,4-D pesticides at such sites to prevent contamination of groundwater supplies. Use of closed systems for mixing or transferring this pesticide will reduce the probability of spills. Placement of the mixing/loading equipment on an impervious pad to contain spills will help prevent groundwater contamination.

DIRECTIONS FOR USE

It is a violation of Federal law to use this product in a manner inconsistent with its labeling.

Do not apply this product in a way that will contact workers or other persons, either directly or through drift. Only protected handlers may be in the area during application.

For any requirements specific to your State or Tribe, consult the agency responsible for pesticide regulation.

AGRICULTURAL USE REQUIREMENTS

Use this product only in accordance with its labeling and with the Worker Protection Standard, 40 CFR part 170.

This standard contains requirements for the protection of agricultural workers on farms, forests, nurseries, and greenhouses, and handlers of agricultural pesticides. It contains requirements for training, decontamination, notification, and emergency assistance. It also contains specific instructions and exceptions pertaining to the statements on this label about personal protective equipment and restricted-entry interval. The requirements in this box only apply to uses of this product that are covered by the Worker Protection Standard.

Do not enter or allow worker entry into treated areas during the restricted-entry interval (REI) of 48 hours.

For early entry to treated areas that is permitted under the Worker Protection Standard and that involves contact with anything that has been treated, such as plants, soil, or water, wear coveralls, waterproof gloves, shoes plus socks, and protective eyewear.

STORAGE & DISPOSAL

Do not contaminate water, food, or feed by storage or disposal.

STORAGE: Store in original container in a locked storage area inaccessible to children or pets. Keep from freezing.

PESTICIDE DISPOSAL: Pesticide wastes are acutely hazardous. Improper disposal of excess pesticide, spray mixture, or rinsate is a violation of Federal law and may contaminate groundwater. If these wastes cannot be disposed of by use according to label instructions, contact your State Pesticide or Environmental Control Agency, or the Hazardous Waste representative at the nearest EPA Regional Office for guidance.

CONTAINER DISPOSAL: For Plastic Container: - Triple rinse (or equivalent). Then offer for recycling or reconditioning, or puncture and dispose of in a sanitary landfill, or incineration, or if allowed, by state and local authorities by burning. If burned stay out of smoke. For Metal Drums: - Triple rinse (or equivalent). Then offer for recycling or reconditioning, or puncture and dispose of in a sanitary landfill, or by other procedures approved by state and local authorities.

PRECAUTION FOR PAINTS AND COATINGS OF AUTOMOBILES AND OTHER VEHICLES: Undiluted spray droplets may damage the paint, coating, or finish of vehicles. Vehicles should not be sprayed. If accidental exposure does occur, then the vehicle should be washed before the spray droplets dry.

NOTICE TO USER: This product must be applied in compliance with the pesticide regulations of the state in which application is made. Check with local authorities regarding regulations which may affect the application of this product. Do not apply this product through any type of irrigation system.

USE INSTRUCTIONS:

EH 1330 Herbicide consists of diethanolamine salt of 2,4-D especially formulated for low volume applications with aerial and ground equipment.

AERIAL APPLICATION:


Spray volumes \geq 2 gallons per acre are recommended.

AIRCRAFT SPECIFICATIONS (FIXED WING OR ROTARY WING):

Boom width should not exceed $\frac{3}{4}$ the length of the aircraft wingspan. Do not exceed 25 psi nozzle pressure. Number of nozzles required to obtain desired volume per acre is dependent on swath width and speed of aircraft. Nozzles should be positioned between 135° and 175° from direction of flight for fixed wing. **DO NOT APPLY THROUGH BECO-MIST NOZZLE SYSTEMS.** Maintain aircraft altitude of 10 to 12 feet during application. See manufacturer's technical bulletin regarding nozzles and method of application specifications.

GROUND APPLICATION:

Spray volumes \geq 10 gallons per acre are recommended with conventional equipment. Use nozzles spraying correct gallonage with boom pressures of 25 psi or less.



WEEDS CONTROLLED: Use EH 1330 Herbicide to control many broadleaf weeds including:

- PERENNIAL WEEDS -		
Artichoke	Dogfennel	Rushes
Aster	Goldenrod	Sowthistle
Austrian fieldcress	Ground ivy	St. Johnswort
Bindweed	Healall	Stinging nettles
Blackeyed Susan	Hemlock	Strawberry (wild)
Blue lettuce	Ironweed	Tall buttercup
Canada thistle	Leafy spurge	Tanweed
Catnip	Knapweed	Toad flax
Chicory	(Spotted Russian, Diffuse)	Vervains
Clover (many types)	Locoweed	Whitetop (Hoary cress)
Coffeeweed	Mugwort	Wild garlic
Dandelion	Nettles	Wild onion
Docks	Orange hawkweed	Wild sweet potato
Dogbane	Povertyweed	Yellow rocket
- ANNUAL AND BIENNIAL WEEDS -		
Beggarticks	Henbit	Primrose
Bitterweed	Jewelweed	Puncturevine
Black medic	Jimsonweed	Radish (wild)
Broomweed	Jim Hill mustard	Ragweed
Bull thistle	(Tumble mustard)	Russian thistle
Burdock	Knotweed	Scotch thistle
Carpetweed	Lambsquarters	Shepherdspurse
Catchweed bedstraw	Lettuce (wild)	Sneezeweed
Chickweed	Mallow	Sow thistle (common)
Cinquefoil	Marestail (Horseweed)	Spanishneedles
Cockle	Marshelder	Sunflower
Cocklebur	Marijuana	Tansy mustard
Croton	Mediterranean sage	Tansy ragwort
Devilsclaw	Miners lettuce	Tumbleweed
Falseflax	Morningglory (annual)	Tumble pigweed
Fleabane (Daisy)	Musk thistle	Velvetleaf
Flixweed	Mustard	Vetch
Frenchweed	Parsnip	Wild carrot
Galinsoga	Pennycress	Wild parsnip
Goatsbeard	Pepperweed	Wild turnip
Goosefoot	Pigweed (redroot)	Witchweed
Groundsel	Plantain	Wormwood
Gumweed	Prickly lettuce	Yellow starthistle
ALSO CERTAIN 2,4-D SUSCEPTIBLE WOODY PLANTS SUCH AS:		
Big sagebrush	Locust	Rabbitbrush
Buckbrush	Manzanita	Sagebrush
Cedars	Macartney rose	Sand shinnery oak
Chamise	Multiflora rose	Sumac
Cherokee rose	Pines	Tropical soda apple
Coastal sage	Poison ivy	Tules (Bulrush)
Elderberry	Poison oak	Willow
Hazel		

To convert local recommendations into EH 1330 use the following table:						
2,4-D acid equivalent(a.e.)	1 lb.	¾ lb.	½ lb.	⅜ lb.	¼ lb.	⅛ lb.
EH 1330 Herbicide	1.6 pt.	1.2 pt.	0.8 pt.	0.6 pt.	0.4 pt.	0.2 pt.

SPRING AND WINTER WHEAT, BARLEY, AND RYE: Spray when the crop is in the full tiller stage (usually 4 - 8 inches tall) and before the boot stage. Do not apply before the full tiller stage of the crop. Do not apply from the boot stage of the crop to the dough stage of the grain. Apply 0.19 - 1.5 pints of product per acre. For annual and biennial broadleaf weeds, use the lower to mid range of the dosage rates. For perennial broadleaf weeds, use the mid to higher range of the dosage rates. Consult your State Agricultural Experiment Station or Extension Service Weed Specialist for recommendations appropriate for local conditions.

EMERGENCY WEED CONTROL OF PERENNIAL BROADLEAF WEEDS IN SPRING AND WINTER WHEAT: Apply when the weeds are approaching the bud stage, but do not spray from the boot stage of the crop to the dough stage of the grain. Apply 1.5 pints of product per acre. This application rate can result in wheat injury. Balance the severity of the weed problem with the potential of crop injury. Spot treatments are suggested for sparse or scattered infestations of perennial broadleaf weeds.

PREHARVEST TREATMENT: Broadcast or spot treatments of EH 1330 Herbicide will suppress or control broadleaf weeds that interfere with harvest. Apply 0.75 - 2.25 pints of product per acre when the grains are in the hard dough stage, and the color is gone from the nodes of the stems of the cereals. Best results are obtained when the soil moisture is adequate to provide active weed growth. Do not permit dairy animals or meat animals being finished for slaughter to forage treated fields within two (2) weeks after application.

OATS: Oats are less tolerant to 2,4-D than wheat or barley. Apply 0.38 - 1.5 pints of product per acre after full tillering but before the boot stage of oats. Difficult to control broadleaf weeds may require the higher dosage rate for the maximum control, but crop injury may result. Do not spray during or immediately following cold weather.

TANK MIXTURES FOR SPRING WHEAT, WINTER WHEAT, AND BARLEY: EH 1330 Herbicide may be applied in combination with one or more of, but not limited to, the following herbicides for improved control of broadleaf weeds. These tank mixtures must be used according to the most restrictive label limitations and precautions. No label dosage rates should be exceeded. Follow the labeling of each companion product for precautionary statements, directions for use, dosage rates, and application schedules. Tank mixture recommendations are for use only in states where the companion products are registered. In addition, certain states or geographic regions may have established dosage rate limitations. Always refer to the labeling of each companion product regarding maximum use rates, crop rotations, and other restrictions.

Product	Active Ingredient	Formulation
Ally®	metsulfuron-methyl	60 DF
Amber®	triasulfuron	75 DF
Banvel®	dicamba	4 lb./gal.
Express®	thifensulfuron + tribenuron-methyl	75 DF
Finesse®	chlorosulfuron + metsulfuron-methyl	75 DF
Glean®	chlorosulfuron	75 DF
Harmony Extra®	thifensulfuron + tribenuron-methyl	75 DF
MCPA Amine	MCPA	4 lb./gal.

*Herbicides with the same active ingredient and/or different formulations may be used.

CORN:

PREPLANT APPLICATIONS FOR NO-TILLAGE AND REDUCED TILLAGE CORN:

EH 1330 Herbicide may be applied prior to planting corn with conservation tillage systems. In no-tillage or reduced tillage systems where corn is planted in previous crop residues, established cod, stale seedbeds, or broadleaf cover crops, EH 1330 Herbicide will control susceptible broadleaf weeds and certain cover crops. EH 1330 Herbicide will not control unemerged broadleaf weeds and may not control the regrowth of certain perennial weeds.

To control emerged and actively growing broadleaf weeds, apply 1.5 pints of product per acre with spray volumes \geq 10 gallons per acre with ground equipment prior to planting. For less susceptible weeds, tank mixtures are recommended.

To control established legume sod (alfalfa and red clover) or legume cover crops, apply 1.5 pints of product per acre with spray volumes \geq 10 gallons per acre with ground equipment. Allow 4 to 6 inches of growth for alfalfa and red clover prior to the herbicide application. For improved control of these legumes, Banvel® Herbicide or Clarity™ Herbicide tank mixtures are recommended.

TANK MIXTURES FOR PREPLANT APPLICATIONS FOR NO-TILLAGE AND REDUCED TILLAGE

CORN: EH 1330 Herbicide may be applied in combination with one or more of the following herbicides for improved control of broadleaf weeds. These tank mixtures must be used according to the most restrictive label limitations and precautions. No label dosage rate should be exceeded. Follow the labeling of each companion product for precautionary statements, directions for use, dosage rates, and application schedules. Tank mixture recommendations are for use only in states where the companion products and application site are registered. In addition, certain states or geographic regions may have established dosage rate limitations. Consult your State Pesticide Control Agency for additional information regarding the maximum use rates.

This product may be tank mixed with these herbicides for preplant applications for corn with conservation tillage systems:

Common Name	Trade Names
alachlor	Lasso® Micro-Tech Herbicide
	Lasso® Herbicide
alachlor and atrazine	Bullet® Herbicide
	Lariat® Flowable Herbicide
atrazine	AAtrex® Nine-O®
atrazine and cyanazine	Extrazine® II DF Herbicide Dispersible Granule
atrazine and dicamba	Marksman® Herbicide
atrazine and metolachlor	Bicep® 6L Herbicide
cyanazine	Bladex® 90 DF
cyanazine and metolachlor	Cycle® Herbicide
dicamba	Banvel® Herbicide
	Clarity™ Herbicide
glyphosate	Roundup® Herbicide
metolachlor	Dual® Herbicide
paraquat	Gramoxone® Extra Herbicide

MIXING INSTRUCTIONS FOR FERTILIZER/HERBICIDE COMBINATIONS FOR CORN: EH 1330 Herbicide can be tank mixed with fluid fertilizers. Fertilizer solutions and fertilizer suspensions will vary in density, viscosity, and nutrient analysis and will react differently than water in tank mixture combinations. Because manufacturers may change formulations, the compatibility of tank mixture combinations needs to be verified on a small scale before the tank mixtures are prepared for field applications. **ALWAYS CONDUCT A "JAR TEST" FOR COMPATIBILITY BEFORE PREPARING TANK MIXTURES.**

The "jar test" can be conducted by mixing all components in a small container in proportionate quantities. If the mixture separates after standing and can be mixed readily by shaking, then the mixture can be used and applied with spray equipment providing continuous agitation. If large flakes, sludges, gels or other precipitates form, or if a separate oily layer or oil globules appear, then the herbicide and the liquid fertilizer should not be prepared as a tank mixture.

ALWAYS PREMIX EH 1330 HERBICIDE WITH WATER BEFORE ADDING TO FLUID FERTILIZERS. For liquid nitrogen solutions such as U.A.N., use a premix of 1 part of EH 1330 Herbicide with 4 parts of water or use a premix with a 1:4 ratio of product to water. For other fluid fertilizers such as suspensions, use a premix of 1 part of EH 1330 Herbicide with 50 to 60 parts of water.

Use fluid fertilizers at rates and application schedules that are recommended by the agricultural extension service specialist or fertilizer suppliers.

Use the application schedules and the dosage rates of EH 1330 Herbicide for corn production presented in Table 1.

PREEMERGENCE: See Table 1 for recommended use rates. Apply to soil after planting but before corn emerges.

EMERGENCE: Apply just as corn plants are breaking ground. See Table 1 for recommended use rates.

POST-EMERGENCE:

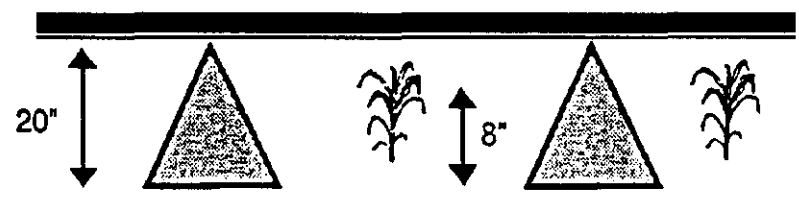
- 1. **Early Post-Emergence:** Corn height up to 8 inches, or from the spike stage until 5-leaf corn, or up to 3 weeks after emergence.

Apply 0.38 to 0.75 pints of EH 1330 Herbicide per acre as a broadcast treatment. Injury to corn is most likely to occur if applied when corn is growing rapidly under high temperature and high soil moisture conditions. In such situations, use the broadcast rate of 0.38 pint per acre. Delay cultivation for 8 to 10 days after application to allow the corn to overcome any temporary brittleness.

- 2. **Late Post-Emergence:** Corn height greater than 8 inches, or from 6-leaf corn until tasseling, or later than 3 weeks after emergence.

Use nozzle extensions or drop nozzles for a directed spray to the "inter-row" areas only (See Diagram 1). Ensure uniform coverage of target weeds. Direct the spray beneath the corn canopy away from base of the corn plants. Minimize the coverage of the corn leaves and avoid spray deposits in the whorl. Do not apply from tasseling to the hard dough or denting stage.

Diagram 1: Spray pattern of an even spray nozzle for inter-row applications.



The broadcast dosage rates presented in Table 1 must be adjusted for this "inter-row" application. Specifically, multiply the broadcast dosage rate shown in Table 1 times the fraction of the row width covered by the spray pattern. Or, use the formulas below to compute the proper dosage rate and spray volumes for this inter-row method of application.

$$\text{Dosage Rates per Treated Acre} = \frac{\text{Spray band width, inches}}{\text{Row width, inches}} \times \text{Broadcast Dosage Rate per Acre}$$

$$\text{Spray Volume per Treated Acre} = \frac{\text{Spray band width, inches}}{\text{Row width, inches}} \times \text{Broadcast Spray Volume per Acre}$$

TANK MIXTURES FOR EARLY POST-EMERGENCE AND LATE POST-EMERGENCE APPLICATIONS TO CORN: EH 1330 Herbicide may be applied in combination with one or more of the following herbicides for improved control of broadleaf weeds. These tank mixtures must be used according to the most restrictive label limitations and precautions. No label dosage rate should be exceeded. Follow the labeling of each companion product for precautionary statements, directions for use, dosage rates, and application schedules. Tank mixture recommendations are for use only in states where the companion products and application site are registered.

Product Name	Early Post-Emergent Applications		Late Post-Emergent Applications	
	Amount of Product, Pints per Acre	Pounds a.e./acre	Amount of Product, Pints per Acre	Pounds a.e./acre
EH 1330 plus	Not recommended		0.19 pint	0.12
Banvel® Herbicide	Not recommended		0.5 pint	0.25
EH 1330 plus	0.10 - 0.38 pint	0.06 - 0.25	0.19 - 0.38 pint	0.12 - 0.25
Buctril® Brand Herbicide	1 pint	0.25	1.5 pints	0.38

PREHARVEST: After the hard dough or denting stage, apply 0.75 - 1.9 pints of EH 1330 Herbicide as a broadcast treatment with air or ground equipment. High dosage rates (1.1 - 1.9 pints of product per acre) are recommended to suppress bindweed, cocklebur, dogbane, sunflower, and velvetleaf that may interfere with harvesting. **NOTE:** Do not forage or feed corn or fodder for 7 days following application.

NOTE FOR ALL APPLICATION SCHEDULES: Hybrids vary in tolerance to 2,4-D. Some are easily injured. Spray only hybrids known to be tolerant to 2,4-D. Consult the seed company or your Agricultural Experiment Station or Extension Service Weed Specialist for this information. Follow all directions carefully and ensure proper sprayer calibration.

GRAIN SORGHUM (MILO):

PREPLANT APPLICATIONS FOR NO-TILLAGE AND REDUCED TILLAGE GRAIN SORGHUM (MILO): EH 1330 Herbicide may be applied prior to planting grain sorghum with conservation tillage systems. In no-tillage or reduced tillage systems where grain sorghum is planted in previous crop residues, established sod, stale seedbeds, or broadleaf cover crops, EH 1330 Herbicide will control susceptible broadleaf weeds and certain cover crops, EH 1330 Herbicide will not control unemerged broadleaf weeds and may not control the regrowth of certain perennial weeds.

To control emerged and actively growing broadleaf weeds, apply 1.1 pints of product per acre with spray volumes ≥ 10 gallons per acre with ground equipment prior to planting. For less susceptible weeds or over-wintering weeds, tank mixtures are recommended.

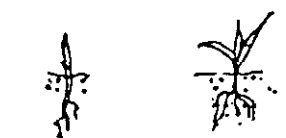





TANK MIXTURES FOR PREPLANT APPLICATIONS FOR NO-TILLAGE AND REDUCED TILLAGE GRAIN SORGHUM: EH 1330 Herbicide may be applied in combination with one or more of the following herbicides for improved control of broadleaf weeds. These tank mixtures must be used according to the most restrictive label limitations and precautions. No label dosage rate should be exceeded. Follow the labeling of each companion product for precautionary statements, directions for use, dosage rates, and application schedules. Tank mixture recommendations are for use only in states where the companion products and application site are registered. In addition, certain states or geographic regions may have established dosage rate limitations. Consult your State Pesticide Control Agency for additional information regarding the maximum use rates.

This product may be tank mixed with these herbicides for preplant applications for grain sorghum with conservation tillage systems:

Common Name	Trade Names
atrazine	AAtrex® Nine-O®
cyanazine	Bladex® 90 DF
dicamba	Banvel® Herbicide
glyphosate	Roundup® Herbicide
paraquat	Gramoxone® Extra Herbicide

POST-EMERGENT APPLICATIONS FOR GRAIN SORGHUM (MILO): Post-emergent applications of EH 1330 Herbicide are recommended during the 4-leaf stage up to the boot stage of the grain sorghum. Broadcast applications are recommended for the 4 to 6-leaf stage of grain sorghum or approximately 14 to 21 days after emergence. Only directed sprays to the inter-rows are recommended for the 6-leaf stage until the boot stage of the grain sorghum or approximately 21 to 50 days after emergence.

Application Schedules for Grain Sorghum (Milo).

Avoid Spraying	Best Application Window			Avoid Spraying	
	Early Post-Emergence		Late Post-Emergence	Boot	Soft Dough
Emergence	4-Leaf	6-Leaf	8-Leaf		
2 Leaf Seedling					
					
Approximate Days after Emergence	14	21	28	50	
Plant height, inches	4	8	12		
Types of Application	Broadcast	Drop nozzles only			

- EARLY POST-EMERGENCE:** GRAIN SORGHUM HEIGHT OF 4 TO 8 INCHES, OR FROM 4-LEAF UNTIL 6-LEAF GRAIN SORGHUM, OR APPROXIMATELY 14 TO 21 DAYS AFTER EMERGENCE.

Apply 0.5 - 0.75 pint of EH 1330 Herbicide per acre as a broadcast treatment. Temporary crop injury can be expected under conditions of high soil moisture and high air temperature. If it is necessary to apply under these conditions, use no more than 0.5 pints of product per acre.

- LATE POST-EMERGENCE:** GRAIN SORGHUM HEIGHT GREATER THAN 8 INCHES, OR FROM 6-LEAF STAGE UNTIL BOOT STAGE OF GRAIN SORGHUM, OR APPROXIMATELY 21 TO 50 DAYS AFTER EMERGENCE.

Use nozzle extensions or drop nozzles for a directed spray to the "inter-row" areas only. (See Diagram 1 shown in the instructions for corn.) Ensure uniform coverage of target weeds. Direct the spray beneath the sorghum canopy away from base of the grain sorghum plants. Minimize the coverage of the grain sorghum leaves and avoid spray deposits in the whorl. Do not apply after the boot stage of grain sorghum.

The broadcast dosage rates presented in Table 1 must be adjusted for this "inter-row" application. Specifically, multiply the broadcast dosage rate shown in Table 1 times the fraction of the row width covered by the spray pattern. Or, use the formulas below to compute the proper dosage rate and spray volumes for this inter-row method of application.

$$\text{Dosage Rates per Treated Acre} = \frac{\text{Spray band width, inches}}{\text{Row width, inches}} \times \text{Broadcast Dosage Rate per Acre}$$

$$\text{Spray Volume per Treated Acre} = \frac{\text{Spray band width, inches}}{\text{Row width, inches}} \times \text{Broadcast Spray Volume per Acre}$$

11 7 03

GRAIN SORGHUM TANK MIXTURES FOR EARLY POST-EMERGENCE AND LATE POST-EMERGENCE APPLICATIONS: EH 1330 Herbicide may be applied in combination with one or more of the following herbicides for improved control of broadleaf weeds. These tank mixtures must be used according to the most restrictive label limitations and precautions. No label dosage rate should be exceeded. Follow the labeling of each companion product for precautionary statements, use directions, dosage rates, and application schedules. Tank mixture recommendations are for use only in states where the companion products and application site are registered.

Product Name	Early Post-Emergent Applications		Late Post-Emergent Applications	
	Amount of Product, Pints per Acre	Pounds a.e./acre	Amount of Product, Pints per Acre	Pounds a.e./acre
EH 1330 plus Banvel® Herbicide	0.19 - 0.38 pint	0.12 - 0.25	Not recommended	
	0.5 pint	0.25	Not recommended	
EH 1330 plus Buctril® Brand Herbicide	0.10 - 0.38 pint	0.06 - 0.25	0.19 - 0.38 pint	0.12 - 0.25
	1 pint	0.25	1.5 pints	0.38

NOTE FOR ALL APPLICATION SCHEDULES: Hybrids vary in tolerance to 2,4-D. Some are easily injured. Spray only hybrids known to be tolerant to 2,4-D. Consult the seed company or your Agricultural Experiment Station or Extension Service Weed Specialist for this information.

FOR USE IN REDUCED OR NO-TILLAGE IN SOYBEANS (PREPLANT ONLY)

GENERAL INFORMATION:

EH 1330 Herbicide is a diethanolamine salt of 2,4-D that provides post-emergent control of many susceptible annual and perennial broadleaf weeds. EH 1330 Herbicide may be applied prior to planting soybeans to provide foliar burndown control of susceptible annual and perennial broadleaf weeds and certain broadleaf cover crops such as those listed on this label. EH 1330 Herbicide should only be applied preplant to soybeans in situations such as reduced tillage production systems, where emerged weeds are present. Apply only according to the application instructions given below.

MIXING INSTRUCTIONS:

Mix EH 1330 Herbicide only with water, unless otherwise directed on this label. Compatible crop oil concentrates, agricultural surfactants and fluid fertilizers approved for use on growing crops may increase the herbicidal effectiveness of 2,4-D on certain weeds and may be added to the spray tank. Read and follow all directions and precautions on this label and on all labels of adjuvants or fertilizers mixed with this product.

APPLICATION PROCEDURES:

Apply using air or ground equipment in sufficient gallonage to obtain adequate coverage of weeds. Use 2 or more gallons of water per acre in aerial equipment and 10 or more gallons of water per acre in ground equipment.

APPLICATION TIMING AND USE RATES FOR AMINE SALTS

Maximum Amount Of EH 1330 per acre	Maximum Rate (Pounds 2,4-D a.e./acre)	When to Apply (Days Prior To Planting Soybeans)
0.8 Pint	0.5	Not Less Than 15 Days
1.6 Pints	1	Not Less Than 30 Days

WEEDS CONTROLLED		
Alfalfa*	Garlic, wild*	Ragweed, common
Bindweed*	Horseweed or Marestalk	Ragweed, giant
Bullnettle	Ironweed	Shepherdspurse
Bittercress, smallflowered	Lambsquarters, common	Smartweed, Pennsylvania
Buttercup, smallflowered	Lettuce, prickly	Sowthistle, annual
Carolina geranium	Morningglory, annual	Speedwell
Cinquefoil, common and rough	Mousetail	Thistle, Canada*
Clover, red*	Mustard, wild	Thistle, bull
Cocklebur, common	Onion, wild*	Velvetleaf
Dandelion	Pennycress, field	Vetch, hairy*
Dock, curly*	Piantain	Virginia copperleaf
Eveningprimrose, cutleaf	Purslane, common	

*These species are only partially controlled.

In general, weeds should be small, actively growing and free of stress caused by extremes in climatic conditions, diseases, or insect damage at the time of treatment. The response of individual weed species to EH 1330 Herbicide is variable. Consult your local county or State Agricultural Extension Service or crop consultant for advice.

APPLICATION RESTRICTIONS AND PRECAUTIONS FOR SOYBEANS (PREPLANT):

IMPORTANT NOTICE: Unacceptable injury to soybeans planted in fields previously treated with EH 1330 Herbicide may occur. Whether or not soybean injury occurs and the extent of the injury will depend on weather (temperature and rainfall) from herbicide application until soybean emergence and agronomic factors such as the amount of weed vegetation and previous crop residue present. Injury is more likely under cool rainy conditions and where there is less weed vegetation and crop residue present.

Apply a maximum of one application per growing season regardless of the treatment rate.

Do not apply EH 1330 Herbicide when weather conditions such as air temperature inversions or wind favor drift from treated areas to susceptible plants.

LIVESTOCK GRAZING RESTRICTION: Do not feed hay, forage, or fodder. Restrict livestock from grazing treated fields.

In fields previously treated with 2,4-D, plant soybean seed as deep as practical or at least 1.5 to 2.0 inches deep. Adjust the press wheel of the planter, if necessary, to ensure that planted seed is completely covered.

RICE: See Table 1 for recommended use rates. Apply in the late tillering stage of rice development, at the time of first joint development (first to second green ring), usually 6 to 9 weeks after emergence. Do not apply after panicle initiation, after rice internodes exceed 1/2 inch, at early seeding, early panicle, boot, flowering, or early heading growth stages.

NOTE: Some rice varieties under certain conditions can be injured by 2,4-D. Therefore, before spraying, consult local Extension Service or University Specialists for appropriate rates and timing of 2,4-D sprays.

SUGARCANE: See Table 1 for recommended use rates. Use up to 4 applications per year in accordance with State recommendations.

Table 1: Broadcast Dosage Rates For Ground And Aerial Applications To Small Grains, Corn, Sorghum, Rice, And Sugarcane.

CROP	DOSAGE PER ACRE	
	Normal Rates (usually safe to crops)	Higher rates for special situations ² (more likely to injure crop)
WHEAT, BARLEY, OATS AND RYE		
Spring and winter wheat, barley, rye	0.19 - 1.5 pints	1.5 - 2.25 pints
Oats	0.38 - 0.75 pint	1.13 - 1.5 pints
Preharvest ³ (hard dough stage) wheat, barley, oats, rye	0.75 - 1.5 pints	1.5 - 2.25 pints
CORN¹		
Preemergence	1.5 - 3.0 pints	1.13 pints
Emergence ¹	0.75 pint	
Post-emergence ¹ • up to 8 inches tall	0.38 - 0.75 pint	1.13 - 1.9 pints
• 8 inches to tasseling (use only directed spray)	0.75 pint	
Preharvest ³	0.75 - 1.5 pints	1.13 - 1.9 pints
SORGHUM (MILO)¹		
Post-emergence • 6 to 8 inches tall	0.5 - 0.75 pint	1.13 - 1.5 pints
• 8 to 15 inches tall (use only directed spray)	0.75 pint	
RICE		
	0.75 - 1.9 pints	1.5 - 2.25 pints
SUGARCANE		
Fall, after harvest or planting	1.5 - 3.0 pints	
Spring, once or twice before close-in	1.5 - 3.0 pints	
Summer	1.9 pints	
<p>¹ Corn and sorghum hybrids vary in tolerance to 2,4-D; some are easily injured. Before spraying, obtain information on 2,4-D tolerance of specific hybrids and spray only those known to be resistant to 2,4-D injury. If plants are more than 8 inches tall, use directed spray and keep off corn and sorghum foliage.</p> <p>² These higher rates may be needed to handle difficult weed problems in certain areas such as dry conditions, especially in areas west of the Mississippi River. However, do not use unless possible crop injury will be acceptable. Consult State Agricultural Experiment Station or Extension Service Weed Specialists for recommendations or suggestions to fit local conditions.</p> <p>³ Apply after the hard dough or dent stage (corn) or hard dough stage (wheat) by air or ground equipment to suppress perennial weeds and control tall weeds such as bindweed, cocklebur, dogbane, jimsonweed, ragweed, sunflower, velvetleaf and vines that interfere with harvesting.</p> <p><i>Note:</i> Do not apply when weather conditions favor drift from treated areas.</p>		

FALLOW LAND AND STUBBLE:

Annual weeds -- Use 1.5 - 3.0 pints of product per acre. Apply when weeds are actively growing.

Perennial weeds -- Use 3.0 - 4.5 pints of product per acre on weeds such as Canada thistle (apply in late bud or early bloom), field bindweed (50% or greater bloom) and other perennial weeds listed.

14 7 23

TANK MIXTURES FOR FALLOW: EH 1330 Herbicide can be applied as a tank mixture with Banvel® Herbicide and Roundup® Herbicide to broaden the spectrum of weed control. In order to assure maximum safety and weed control follow all precautions and limitations on this label and the labels of products used in tank mixtures with EH 1330 Herbicide.

FALLOW:	
PRODUCTS	RATES
EH 1330 Herbicide + Banvel® Herbicide	2.25 pints/A + 1 pint/A
EH 1330 Herbicide + Roundup® Herbicide	0.75 - 1.5 pints/A + ½ to 1 pint/A

GRASS SEED CROPS: Use 0.75 - 3.0 pints of product per acre in spring or fall to control broadleaf weeds in grass being grown for seed. Do not apply from early boot to the milk stage. Spray grass seedlings only after the 5-leaf stage, using 0.57 - 0.75 pint of product per acre to control small seedling weeds. After the grass is well established, higher rates of up to 3.0 pints can be used to control hard-to-kill annual or perennial weeds. For best results, apply when soil moisture is adequate for good growth.

Note: Do not use on bentgrass unless grass injury can be tolerated. See grazing restrictions in pasture and rangeland section above.

CONSERVATION RESERVE PROGRAMS (CRP): EH 1330 Herbicide may be applied post emergence to newly seeded and established grasses grown in Conservation Reserve Program (CRP) acres.

Treatments of EH 1330 Herbicide may injure or kill legumes including alfalfa, clovers, lespedezas, sweet clover, trefoils and vetches. Also, treatments of this product may be injurious and may reduce the seedling growth of buffalograss, bentgrass, kleingrass, sideoats grama, and switchgrass.

Do not graze or harvest treated Conservation Reserve Program acres.

NEWLY SEEDED AREAS (Applications after the 5 to 6-leaf stage of grass seedlings.): EH 1330 Herbicide may be applied to newly seeded perennial grasses or to the newly seeded grasses grown with a companion/cover crop such as small grains. Post-emergent applications of this product are recommended only after the 5 to 6-leaf stage of the grass seedlings. Or, do not apply this product prior to the beginning of tillering of the perennial grass seedlings. Perennial grasses have shown tolerance to this product when the grass seedlings have tillered and have developed an adequate secondary root system.

Apply 0.57 - 0.75 pint of EH 1330 Herbicide as a broadcast treatment to control annual broadleaf weeds. Biennial and perennial weeds may require follow-up or sequential treatments. The maximum application rate is 1.0 pound 2,4-D acid equivalent per acre per application site.

ESTABLISHED PERENNIAL GRASS STANDS: Established grass stands are defined as perennial grasses that have been planted one or more seasons before the application of this product. Application rates and schedules are presented below:

ESTABLISHED GRASSES OF CONSERVATION RESERVE PROGRAM

Weed Types	Broadcast Rates per Acre		When to Apply
	Amount of EH 1330 ¹ pints/acre	Pounds of 2,4-D a.e./acre	
Annual Broadleaf	0.57 - 0.75 pint	0.38 to 0.5 pounds	Spring or fall during active growth.
Biennial	1.5 - 3.0 pints	1.0 - 2.0 pounds	Spring or fall during seedling to rosette stage.
Perennial	1.5 - 3.0 pints	1.0 - 2.0 pounds	Spring or fall during bud to bloom stage.

Footnote 1) Use the higher rate within the range specified for tall vegetation, dense canopies, weeds beyond the suggested growth stage, or during adverse conditions.

Biennial and perennial weeds may require follow-up or sequential treatments. The maximum application rate is 2.0 pounds 2,4-D acid equivalent per acre per application per site.

CONTROL OF WOODY PLANTS OR BRUSH AND BROADLEAF WEEDS ON ROADSIDES, DRAINAGE DITCHBANKS, RIGHTS-OF-WAY, RAILROADS, FIREBREAKS, FORESTS (FOREST SITE PREPARATION), FENCEROWS, INDUSTRIAL SITES AND OTHER SIMILAR NONCROP AREAS:

HIGH VOLUME: Mix 0.75 - 1.5 gallons of product per 100 gallons of water (0.75 - 1.5% solution). Dosage rates per acre depend on the density of brush and/or weeds. For small broadleaf weeds, use the lower rate. Heavy dense stands of brush require the high rate with higher water volume. For small applications with small tank sprayers mix 1.0 - 1.8 fluid ounces of product per gallon of water.

To effectively control brush, all leaves, stems and suckers should be thoroughly wetted to the ground. Apply when plants come into full leaf (spring) to the time plants begin to go dormant. Best results are obtained when brush and broadleaf weeds are young and actively growing. Do not cut brush until the herbicide has translocated throughout the plant causing root death. Do not apply as a stand release or cover spray to established conifers as injury may result.

CONTROL OF SOUTHERN WILD ROSE: On roadsides, and fencerows, use 3 quarts of product per 100 gallons of water. Spray thoroughly as soon as foliage is well developed. Two or more treatments may be required. See grazing restrictions in pasture and rangeland section above.

AERIAL APPLICATIONS FOR INDUSTRIAL/NONCROPLAND AREAS:

Forestry Site Preparation: For use in desiccation/controlled burning programs, use 0.38 - 0.75 gallon of EH 1330 Herbicide in tank mixes with other herbicides labeled for forestry site preparation (e.g. Garlon®, Tordon®, Arsenal® Applicators Concentrate). Use sufficient water to achieve uniform wetting of target brush species. Do not exceed 25 gallons total spray per acre.

The maximum application rate to forestry site preparation is 4 pounds 2,4-D acid equivalent per acre per application per site.

Forest Tree Injection: To control unwanted hardwood trees make injections as near the root collar as possible using one injection per inch of trunk's diameter at breast height. For resistant species such as hickory, injections should overlap. For best results injections should be made during the growing season -- May 15 to October 1.

For Concentrate Injection: Use 0.75 - 1.5 ml of concentrate per injection. The injector bit must penetrate the inner bark.

Utility And Pipeline Rights-of-Way: Use 0.38 - 0.75 gallon of EH 1330 Herbicide in tank mix combination with other herbicides labeled for rights-of-way and apply a total spray volume of 10 gallons per acre.

TANK MIXTURES FOR INDUSTRIAL/NONCROPLAND AREAS: EH 1330 Herbicide can be applied as a tank mixture with other recommended herbicides such as Garlon®, Tordon®, and Banvel® to broaden the spectrum of control. In order to assure maximum safety and weed control, follow all precautions and limitations on this label and the labels of products used in tank mixtures with EH 1330 Herbicide.

Products	Rates
EH 1330 Herbicide + Garlon® 3A	0.38 - 1.5 gallon/A + ½ to 1 gallon/A
EH 1330 Herbicide + Garlon® 4E	0.38 - 1.5 gallon/A + 2 to 4 quarts/A
EH 1330 Herbicide + Tordon® 22K	0.38 - 1.5 gallon/A + ½ to 4 quarts/A
EH 1330 Herbicide + Banvel® Herbicide	0.38 - 1.5 gallon/A + 1 quart to 2 gallon/A

LEAFY SPURGE CONTROL IN COLORADO, IDAHO, MINNESOTA, MONTANA, NEBRASKA, NORTH DAKOTA, SOUTH DAKOTA, WASHINGTON AND WYOMING: EH 1330 Herbicide is recommended for use in combination with Tordon® or Banvel® for the suppression and/or control of leafy spurge on industrial noncropland sites in Colorado, Idaho, Minnesota, Montana, Nebraska, North Dakota, South Dakota, Washington and Wyoming.

HOW TO USE: Apply 0.75 - 1.5 quarts of EH 1330 Herbicide in combination with 1 quart of Tordon®, or 1.5 quarts of EH 1330 Herbicide plus 2 quarts of Banvel®, or 1.5 quarts of EH 1330 Herbicide plus 1 pint of Tordon® plus 1 quart of Banvel®.

Rates are on a per acre basis. Mix with water, ≥10 gallons per acre with conventional equipment. Use nozzle systems capable of delivering correct gallonage. Add a nonionic agricultural surfactant at 0.25% by vol./vol. (1 quart per 100 gallons of solution).

IMPORTANT: Before Using EH 1330 HERBICIDE, TORDON® And/Or BANVEL® In These Combinations, Read And Carefully Observe The Precautionary Statements And All Other Information Appearing On The Product Labels.

Non-Agricultural Use Requirements
The requirements in this box apply to uses of this product that are NOT within the scope of the Worker Protection Standard for agricultural pesticides (40 CFR Part 170). The WPS applies when this product is used to produce agricultural plants on farms, forests, nurseries, or greenhouses.
Reentry statement for residential and other turf sites excluding sod farms. Do not allow people (other than applicator) or pets on treatment area during application. Do not enter treatment areas until spray has dried or dust has settled

PASTURE AND RANGELAND:

Annual weeds -- Use 0.75 - 1.5 quarts of product per acre. Apply when weeds are actively growing.

Perennial weeds -- Use 1.5 - 1.6 quarts of product per acre when perennial weeds are translocating carbohydrates, i.e. Canada thistle (late bud to early bloom), bull thistle (bud stage), musk thistle (spring or fall in rosette or early bud stage), leafy spurge (early to late bloom), field bindweed (80% or greater bloom). High rates for spot treatments may cause temporary yellowing of grasses.

The maximum application rate to pasture and rangeland is 2 pounds 2,4-D acid equivalent per acre per application per site.

On pastures and rangeland, the maximum seasonal rate is 4.5 quarts of product (5.7 pounds acid equivalent) per acre per season.

Do not use on bentgrass, alfalfa, clover, or other legumes. Do not use on newly seeded areas until grass is well established. Do not use from early boot to milk stage where grass seed production is desired.

Observe these intervals:

1. A 7 day pregrazing interval for dairy cattle.
2. A 30 day preharvest interval for grass cut for hay.
3. A preslaughter interval for meat animals of 3 days.

TANK MIXTURES FOR RANGELANDS: EH 1330 Herbicide can be applied as a tank mixture with Banvel® Herbicide or Tordon® 22K to broaden the spectrum of weed control. To assure maximum safety and weed control, follow all precautions and limitations on this label and the labels of products used in tank mixtures with EH 1330 Herbicide.

RANGELANDS:	
Products	Rates
EH 1330 Herbicide + Banvel®	0.75 - 1.5 quarts/A + 1 to 2 pints/A
EH 1330 Herbicide + Tordon®	0.75 - 1.5 quarts/A + ¼ to 2 pints/A

MESQUITE MANAGEMENT IN PERMANENT GRASS PASTURE AND RANGELAND:

EH 1330 Herbicide and three tank mixtures have proven effective on mesquite in pasture and rangeland in Texas, Oklahoma, Arizona, and New Mexico. EH 1330 Herbicide can be tank mixed with Reclaim® Herbicide, Remedy® Range and Pasture Herbicide, and Grazon® PC Herbicide for use on pasture and rangeland in accordance with the most restrictive of label limitations and precautions. No label dosages should be exceeded.

EH 1330 Herbicide, Reclaim® Herbicide, and Remedy® Range and Pasture Herbicide are classified as *General Use Pesticides*. However, Grazon® PC Herbicide is classified as a *Restricted-Use Pesticide*. Two terms of the restrictions include the following:

- 1) For retail sale to and use only by Certified Applicators or persons under their direct supervision and only for those uses covered by the Certified Applicators certification.
- 2) Commercial Certified Applicators must also ensure that all persons involved in these activities are informed of the precautionary statements.

APPLICATION SCHEDULES: The appropriate growth stage of mesquite for effective control occurs in the spring or early summer after the mesquite has fully leafed out and has turned dark green in color. Do not apply when the mesquite beans are elongating. The best environmental conditions include soil temperatures above 75°F (24°C) at the depth of 12 to 18 inches and adequate soil moisture for plant growth.

BROADCAST APPLICATION WITH AERIAL EQUIPMENT:

Dosage Rates: Refer to Chart 1 for the broadcast rates of EH 1330 Herbicide and tank mixtures applied with aerial equipment.

Spray Volumes: For aerial application of EH 1330 Herbicide alone, use a total spray volume of 2.0 to 4.0 gallons per acre (gpa). For aerial application of the tank mixtures, use a minimum spray volume of 2.0 gallons per acre; for South Texas mixed brush 4.0 gallons per acre are recommended. Refer to Chart 1 for specific instructions.

Spray Preparation: EH 1330 Herbicide diluted with water forms a solution. Agricultural surfactants such as Ortho® X-77 are recommended for tank mixtures with water alone. Drift control additives such as Nalco-Trol® may be used in reducing drift. Refer to Chart 1 for specific instructions.

Oil in water emulsions may increase the effectiveness of the tank mixtures when compared to spray mixtures with water alone. Oil in water emulsions include oil (diesel fuel, kerosene, fuel oil, or mineral oil), an emulsifier, and the herbicides. Prepare an oil-water emulsion with a 1:5 ratio by adding a premix of oil and emulsifier to the total spray mixture at the ratio of 1 part oil to 5 parts of water. Do not use more than one gallon of oil per acre. Always use a jar test to check compatibility before preparing tank mixtures. Emulsifiers such as Sponto® 712, Triton® X-100, or Rangeland Spra-Mate® must be used for adequate stability in oil-water emulsions. Drift control agents such as Nalco-Trol® may be used in reducing drift. Refer to Chart 1 for specific instructions.

HARVEST AND GRAZING INTERVALS: Refer to Chart 1.

Chart 1. Tank Mixture Recommendations For Foliar Broadcast Treatments Using Aerial Equipment

Product Name	Restricted Use	Approved States	Amount of Product		Spray Volume gpa	Spray Preparations					Grazing and Harvest Intervals
			Quarts per Acre	Pounds a.e./acre		Water Solutions		Oil: Water Emulsions		Drift Control Additives	
					Agricultural Surfactants % vol./vol. ⁵⁾	Drift Control Additives	Ratio of Oil to Water	Emulsifiers			
EH 1330	NO	New Mexico Oklahoma Texas Arizona	1.5	1.9	> 2 to 4	-----	-----	-----	-----	-----	See footnote 1
EH 1330 plus Reclaim [®] Herbicide	NO	New Mexico Oklahoma Texas	0.75 0.34-0.67	0.95 0.25-0.50	≥2	0.25%v/v	Nalco-Trol or Equivalent	1:5	Sponto 712 or Triton X-100	Nalco-Trol or Equivalent	See footnotes 1,2
EH 1330 plus Remedy [®] Range and Pasture Herbicide	NO	New Mexico Oklahoma Texas Arizona	0.75 0.50	0.95 0.50	≥2 and ≥4 for South Texas Mixed Brush	0.25%v/v	Nalco-Trol or Equivalent	1:5	Rangeland Spra-Mate, Sponto 712 Triton X-100	Nalco-Trol or Equivalent	See footnotes 1,3
EH 1330 plus Grazon [®] PC Herbicide	YES	New Mexico Oklahoma Texas	0.75 0.5-1.0	0.95 0.25-0.50	≥2 and ≥4 for South Texas Mixed Brush	0.50%v/v	Nalco-Trol or Equivalent	1:5	Sponto 712 or Triton X-100	Nalco-Trol or Equivalent	See footnotes 1,4

- 1) Observe these intervals:
 - A 7 day pregrazing interval for dairy cattle.
 - A 30 day preharvest interval for grass cut for hay.
 - A preslaughter interval for meat animals of 3 days.
- 2) Do not spray pastures containing desirable forbs, especially legumes, unless injury to such plants can be tolerated. Do not treat more than once a year. Fall treatments are not recommended. Do not transfer livestock from treated grazing areas onto sensitive broadleaf crop areas without allowing 7 days of grazing on an untreated pasture.
- 3) Do not spray pastures containing desirable forbs, especially legumes such as clover, unless injury or loss of plants can be tolerated. Withdraw livestock from treated forage at least 3 days before slaughter during the year of treatment. Do not graze lactating dairy animals on treated areas for one year following treatment. Do not harvest grass for hay from treated areas for one year following treatment.
- 4) Do not transfer livestock from treated areas onto broadleaf crop areas without first allowing 7 days of grazing on untreated grass pasture. Otherwise, urine may contain enough picrotoxin to cause injury to sensitive broadleaf plants. Do not spray pastures if the forage legume component is desired. Grazon[®] PC Herbicide may injure or kill legumes. Also, new legume seedlings may not be successful if made within 2 years following application of this herbicide. Do not treat with Grazon[®] PC Herbicide (Picloram) more than once a year. Maximum application rate for Grazon[®] PC Herbicide is 2 pints per acre per year. (0.5 lbs. ae/A).
- 5) Use nonionic agricultural surfactants such as Ortho[®] X-77 or equivalent products.

18 2 23

BROADCAST APPLICATIONS WITH GROUND EQUIPMENT:

DOSAGE RATES: Refer to Chart 2 for the broadcast rates of EH 1330 Herbicide and tank mixtures applied with ground equipment.

SPRAY VOLUMES: For ground application of EH 1330 Herbicide alone, use a total spray volumes ≥ 10.0 gallons per acre (gpa). For ground application of the tank mixtures, use a minimum spray volume of 10.0 gallons per acre. For sites with mixed brush or dense growth 10 to 25 gallons per acre are recommended. Refer to Chart 2 for specific instructions.

SPRAY PREPARATION: EH 1330 Herbicide diluted with water forms a solution. Agricultural surfactants such as Ortho® X-77 are recommended for tank mixtures with water alone. Drift control additives such as Nalco-Trol® may be used in reducing drift. Refer to Chart 2 for specific instructions.

Oil in water emulsions may increase the effectiveness of the tank mixtures when compared to spray mixtures with water alone. Oil in water emulsions include oil (diesel fuel, kerosene, fuel oil, or mineral oil), an emulsifier, and the herbicides. The amount of oil in the spray mixture will range from 5 to 20 percent of the total spray mixture, and the maximum rate of oil should not exceed 1.0 gallon per acre. Emulsifiers such as Sponto® 712, Triton® X-100, or Rangeland Spramate® must be used for adequate stability in oil-water emulsions. Drift control agents such as Nalco-Trol® may be used in reducing drift. Always use a jar test to check compatibility before preparing tank mixtures. Refer to Chart 2 for specific instructions.

HARVEST AND GRAZING INTERVALS: Refer to Chart 2.




Chart 2. Tank Mixture Recommendations For Foliar Broadcast Treatments Using Ground Equipment

Product Name	Restricted Use	Approved States	Amount of Product		Spray Volume gpa	Spray Preparations					Grazing and Harvest Intervals
			Quarts per Acre	Pounds a.e./acre		Water Solutions		Oil: Water Emulsions		Drift Control Additives	
						Agricultural Surfactants % vol./vol. ⁵⁾	Drift Control Additives	Ratio of Oil to Water	Emulsifiers		
EH 1330	NO	New Mexico Oklahoma Texas Arizona	1.5	1.9	≥10	-----	-----	-----	-----	-----	See footnote 1
EH 1330 plus Reclaim [®] Herbicide	NO	New Mexico Oklahoma Texas	0.75 0.34-0.67	0.95 0.25-0.50	10 - 20	0.25%v/v	Nalco-Trol or Equivalent	5-10% with maximum of 1 gal. of oil per acre	Sponto 712 or Triton X-100	Nalco-Trol or Equivalent	See footnotes 1,2
EH 1330 plus Remedy [®] Range and Pasture Herbicide	NO	New Mexico Oklahoma Texas Arizona	0.75 0.50	0.95 0.50	≥10	0.50%v/v	Nalco-Trol or Equivalent	5-10% with maximum of 1 gal. of oil per acre	Rangeland Spra-Mate, Sponto 712 Triton X-100	Nalco-Trol or Equivalent	See footnotes 1,3
EH 1330 plus Grazon [®] PC Herbicide	YES	New Mexico Oklahoma Texas	0.75 0.5-1.0	0.95 0.25-0.50	10 - 25	0.50%v/v	Nalco-Trol or Equivalent	15-20% with max. of 1 gal. of oil per acre	Sponto 712 or Triton X-100	Nalco-Trol or Equivalent	See footnotes 1,4
<p>1) Observe these intervals:</p> <ul style="list-style-type: none"> • A 7 day pregrazing interval for dairy cattle. • A 30 day preharvest interval for grass cut for hay. • A preslaughter interval for meat animals of 3 days. 											
<p>2) Do not spray pastures containing desirable forbs, especially legumes, unless injury to such plants can be tolerated. Do not treat more than once a year. Fall treatments are not recommended. Do not transfer livestock from treated grazing areas onto sensitive broadleaf crop areas without allowing 7 days of grazing on an untreated pasture.</p>											
<p>3) Do not spray pastures containing desirable forbs, especially legumes such as clover, unless injury or loss of plants can be tolerated. Withdraw livestock from treated forage at least 3 days before slaughter during the year of treatment. Do not graze lactating dairy animals on treated areas for one year following treatment. Do not harvest grass for hay from treated areas for one year following treatment.</p>											
<p>4) Do not transfer livestock from treated areas onto broadleaf crop areas without first allowing 7 days of grazing on untreated grass pasture. Otherwise, urine may contain enough picloram to cause injury to sensitive broadleaf plants. Do not spray pastures if the forage legume component is desired. Grazon[®] PC Herbicide may injure or kill legumes. Also, new legume seedings may not be successful if made within 2 years following application of this herbicide. Do not treat with Grazon[®] PC Herbicide (Picloram) more than once a year. Maximum application rate for Grazon[®] PC Herbicide is 2 pints per acre per year. (0.5 lbs. ae/A).</p>											
<p>5) Use nonionic agricultural surfactants such as Ortho[®] X-77 or equivalent products.</p>											

20 123

HIGH VOLUME LEAF STEM TREATMENTS OF INDIVIDUAL MESQUITE PLANTS WITH BACKPACK SPRAYERS, KNAPSACK SPRAYERS, POWER SPRAYERS, SPRAYGUNS, OR OTHER GROUND EQUIPMENT: This method is appropriate for sparse infestations of mesquite trees less than 6 to 8 feet in height or as a follow-up treatment in subsequent or different growing seasons. EH 1330 Herbicide may be applied alone or in combination with Reclaim® in a dilution with water or in an oil-water emulsion.

For EH 1330 Herbicide alone, mix 1.5 gallons of EH 1330 Herbicide per 100 gallons of water (1.5% spray concentration). For EH 1330 Herbicide plus Reclaim tank mixture, mix 0.75 gallon of EH 1330 Herbicide plus 0.5 to 0.75 gallon of Reclaim® Herbicide per 100 gallons of water (0.75% and 0.5 to 0.75% spray concentration of EH 1330 Herbicide and Reclaim®, respectively). See Chart 3 for additional instructions for the spray preparation of 100 gallons of spray solution.

Spray volumes will depend upon the density and height of the mesquite plants. Thorough coverage of the leaves, stems, trunks, and root collars is essential. Apply as a spray-to-wet application for the best results. However, do not exceed one application of 1 1/3 pints per acre per year of Reclaim® Herbicide.

Chart 3. Spray Preparation Chart for Mixing 100 Gallons of Spray Solution

Spray Concentration (%vol/vol) and Type	Amounts of Products to Make 100 Gallons of Spray Solution					
	EH 1330, Gallons	Reclaim®, Gallons	Water, Gallons	Oil ¹⁾ , Gallons	Ortho®X-77 ²⁾ , Gallons	Emulsifier ³⁾ , Gallons
1.5% water dilution	1.5	—	98.5	—	—	—
0.75% + (0.5 - 0.75%) water dilution	0.75	0.5 - 0.75	98.25 - 98.50	—	0.25	—
0.75% + (0.5 - 0.75%) oil-water emulsion	0.75	0.5 - 0.75	93.40 - 93.60	5.0	—	0.12
1) Add oil to the total spray mixture at the rate of 5% (vol./vol.), but do not use more than 1 gallon of oil per acre for this oil-water emulsion.						
2) Nonionic agricultural surfactants may be substituted for Ortho® X-77.						
3) Triton® X-100, Sponto® 712, or other emulsifiers are added at the rate of 3 fluid ounces per gallon of oil.						

Observe these grazing and harvest intervals for EH 1330 Herbicide treatments.

- A 7 day pregrazing interval for dairy cattle.
- A 30 day preharvest interval for grass cut for hay.
- A preslaughter interval for meat animals of 3 days.

Observe these additional precautions for EH 1330 Herbicide and Reclaim® Herbicide combinations.

- Do not spray pastures containing desirable forbs, especially legumes, unless injury to such plants can be tolerated.
- Do not treat more than once a year. Fall treatments are not recommended. Do not transfer livestock from treated grazing areas onto sensitive broadleaf crop areas without allowing 7 days of grazing on an untreated pasture.

BROADLEAF WEED CONTROL IN NONCROPLAND TURFGRASS: Treat when weeds are young and actively growing. Perennial weeds should be near the bud stage, but not flowering at application. Do not use on susceptible southern grasses such as St. Augustinegrass. Do not apply to newly seeded areas until grass is well established. Bentgrass, clover, legumes, and dichondra may be injured by this treatment. Reseeding of lawns should be delayed following treatment. With spring application, reseed in the fall; with fall application, reseed in the spring. Deep rooted perennial weeds such as bindweed and Canada thistle may require repeated applications.

Refer to the table below for instructions.

Broadcast Treatments for Noncropland Sites	Amount of Product/Acre	Restrictions
A. Ornamental, Institutional, and Residential Turfgrass:		
Institutional sites are defined as turf areas around properties or facilities providing a service to public or private organizations including, but not limited to, hospitals, nursing homes, schools, museums, libraries, sport facilities (golf courses), and office buildings. Ornamental sites include turfgrass established around residences, parks, streets, retail outlets, cemeteries, and industrial and institutional buildings. Finally, residential sites are defined as areas associated with the household	0.75 - 1.6 qts./Acre	The maximum application rate to turf is 2.0 pounds 2,4-D acid equivalent per acre per application per site. The maximum number of broadcast applications per treatment site is 2 per year.
B. Noncropland:		
Drainage ditchbanks, vacant lots, rights-of-way (roadsides), uncultivated agricultural areas (fencerows).	0.75 - 2.25 qts./Acre	Do not use on susceptible southern grasses such as St. Augustinegrass. Do not apply to newly seeded areas until grass is well established. Bentgrass, clover, legumes, and dichondra may be injured by this treatment.

SPOT TREATMENT/NONCROP: Hand-held and high volume equipment. Apply to foliage as a coarse spray. Applications should be made on a spray-to-wet basis with uniform coverage. When using knapsack sprayers, ensure mixture is complete by shaking or inverting sprayer several times.

Refer to the table below for spray preparation instructions.

Spot Treatments for Noncropland Sites	Spray Concentration, % vol./vol	Amount of Product (Fl.Oz.) per Gallon of Water
Ornamental Turfgrass	$\frac{3}{8}$ - $\frac{3}{4}$ %	$\frac{1}{2}$ - 1.0 fl.oz. of product/gallon of water
Noncropland		
• Annuals	$\frac{3}{4}$ %	1.0 fl.oz. of product/gallon of water
• Biennial and Perennials	1 $\frac{1}{2}$ %	1.8 fl.oz. of product/gallon of water

LIMITED WARRANTY AND DISCLAIMER.

The manufacturer warrants only that the chemical composition of this product conforms to the ingredient statement given on the label, and that the product is reasonably suited for the labeled use when applied according to the Directions for Use.

THE MANUFACTURER NEITHER MAKES NOR INTENDS ANY OTHER EXPRESS OR IMPLIED WARRANTIES, INCLUDING ANY WARRANTY OF MERCHANTABILITY OR FITNESS FOR A PARTICULAR PURPOSE, WHICH ARE EXPRESSLY DISCLAIMED. This limited warranty does not extend to the use of the product inconsistent with label instructions, warnings or cautions, or to use of the product under abnormal conditions such as drought, excessive rainfall, tornadoes, hurricanes, etc. These factors are beyond the control of the manufacturer or the seller. Any damages arising from a breach of the manufacturer's warranty shall be limited to direct damages, and shall not include indirect or consequential damages such as loss of profits or values, except as otherwise provided by law.

The terms of this Limited Warranty and Disclaimer cannot be varied by any written or verbal statements or agreements. No employee or agent of the seller is authorized to vary or exceed the terms of this Limited Warranty and Disclaimer in any manner.

Garlon[®], Tordon[®], Reclaim[®], Remedy[®] and Grazon[®] are registered trademarks of AgroSciences, LLC.

Nalco-Trol[®] is a registered trademark of Nalco Chemical Company

Triton[®] X-100 is a registered trademark of Union Carbide Corporation.

Sponto[®] 712 is a registered trademark of Witco Corporation

Arsenal[®] is a registered trademark of American Cyanamid Corporation.

Ally[®], Express[®], Finesse[®], Harmony Extra[®], Glean[®], Bladex[®] and Extrazine[®] are registered trademarks of E.I. DuPont de Nemours & Company, Inc.

Amber[®], AAtrex[®], Bicep[®], Cycle[®], and Dual[®], are registered trademarks of Novartis Crop Protection, Inc.

Bullet[®], Lariat[®], Lasso[®], and Roundup[®] are registered trademarks of Monsanto Agricultural Products Company.

Gramoxone[®] is a registered trademark of Zeneca Group Company.

Banvel[®] Herbicide and Marksman[®] Herbicide are registered trademarks of BASF Corporation.

Ortho X-77[®] is a registered trademark of Chevron Chemical Company.

Clarity[™] is a trademark of BASF Corporation.

Buctril[®] Brand Herbicide is a registered trademark of Rhone-Poulenc Chemical Company.