

PM-23

Reg # 2217-758

7/8/96

127

Please read instructions on reverse before completing form.

Form Approved OMB No. 2070-0060 Approval expires 05-31-98



United States Environmental Protection Agency Washington, DC 20460

Registration Amendment Other

OPP Identifier Number 244137

Application for Pesticide - Section I

1. Company/Product Number 2217-758
2. EPA Product Manager Joanne I Miller
3. Proposed Classification None Restricted
4. Company/Product Name Trimec 937 Herbicide
5. Name and Address of Applicant PBI/Gordon Corporation
6. Expedited Review EPA Reg. No. Product Name

Section - II

Amendment - Explain below. Resubmission in response to Agency letter dated. Notification - Explain below. Final printed labels in response to Agency letter dated. Me Too Application. Other - Explain below.

Explanation: Use additional page(s) if necessary. (For section I and Section II.) Amendment for use deletions: The Industry Task Force II on 2,4-D Research Data will not generate the required data for 2,4-D 2-EHE to support the uses for rice, sugarcane, aquatic food uses, and aquatic nonfood uses.

Section - III

1. Material This Product Will Be Packaged In: Child-Resistant Packaging, Unit Packaging, Water Soluble Packaging, 2. Type of Container, 3. Location of Net Contents Information, 4. Size(s) Retail Container, 5. Location of Label Directions, 5. Manner in Which Label is Affixed to Product

Section - IV

1. Contact Point (Complete items directly below for identification of individual to be contacted, if necessary, to process this application.) Name: James A. Ambruster, Ph.D. Title: Vice President, Regulatory Services Telephone No: (816) 421-4070

Certification

I certify that the statements I have made on this form and all attachments thereto are true, accurate and complete. I acknowledge that any knowingly false or misleading statement may be punishable by fine or imprisonment or both under applicable law.

6. Date Application Received (Stamped) [Stamp area]

2. Signature [Signature] 3. Title Vice President, Regulatory Services 4. Typed Name James A. Ambruster, Ph.D. 5. Date June 20, 1996

297

Label not reviewed

TRIMEC® 937 HERBICIDE

A Brush Killer & Broadleaf Weed Herbicide

[FOR BROADLEAF WEED CONTROL IN TURF]

[One Gallon Covers Up To 4 Acres. - 8 Ounces Covers Up to 11,000 Square Feet]

Controls Ash, Aspen, Brambles, Kudzu, Oak, Willows, Dandelion, Chickweed, Knotweed, Plantains, Henbit, Spurge and many other species of brush and broadleaf weeds including those listed on this label.

ACTIVE INGREDIENTS

| | |
|--|---------------|
| * Isooctyl (2-ethylhexyl) ester of 2,4-Dichlorophenoxyacetic acid..... | 32.45% |
| ** Isooctyl ester of 2-(2,4-Dichlorophenoxy) propionic acid | 31.80% |
| *** Dicamba: 3,6-dichloro-o-anisic acid | 5.38% |
| INERT INGREDIENTS****..... | <u>30.37%</u> |
| TOTAL 100.00% | |

This product contains:

*2.0 lbs. 2,4-Dichlorophenoxyacetic acid equivalent per gallon or 21.54%

**2.0 lbs. 2-(2,4-Dichlorophenoxy) propionic acid equivalent per gallon or 21.54%

***0.5 lb. 3,6-dichloro-o-anisic acid equivalent per gallon or 5.38%

**** Contains Petroleum Distillates

Isomer Specific by AOAC Method

TRIMEC® is a registered trademark of PBI/GORDON CORPORATION


KEEP OUT OF REACH OF CHILDREN

WARNING

See next panel for Statement of Practical Treatment and additional Precautionary Statements.

NET CONTENTS _____ U.S. GALLON

785,786/993 APXXXXXX
 EPA REG. NO. 2217-758
 EPA EST. NO. 2217-KS-1
 Mfd. by PBI/GORDON CORPORATION
 KANSAS CITY, MISSOURI 64101



397

STOP! READ THE ENTIRE LABEL FIRST. OBSERVE ALL PRECAUTIONS AND FOLLOW DIRECTIONS CAREFULLY.

PRECAUTIONARY STATEMENTS

Hazards to Humans & Domestic Animals

WARNING: Causes substantial but temporary eye injury. Wear goggles, face shield, or safety glasses when handling. Do not get in eyes, on skin or on clothing. If eye exposure occurs, flush with water and get immediate medical attention. Harmful if swallowed, inhaled, or absorbed through skin. Avoid breathing vapor.

FOR INDUSTRIAL SITES ONLY:

Clothing Requirement Statements: When mixing, loading, or applying this product, or repairing or cleaning equipment used with this product, wear long-sleeved shirt, long pants, socks, shoes, chemical-resistant gloves and eye protection. It is recommended that safety glasses include front, brow and temple protection. For aerial applicators in an enclosed cockpit and applicators applying this product from a tractor that has a completely enclosed cab, eye protection is not required.

Personal Hygiene Statements: Wash hands, face and arms with soap and water as soon as possible after mixing, loading, or applying this product. Wash hands, face and arms with soap and water before eating, smoking, or drinking. Wash hands and arms before using toilet. After work, remove all clothing and shower using soap and water. Do not reuse clothing worn during the previous day's mixing and loading or application of this product without cleaning first. Clothing must be kept and washed separately from other household laundry. Remove saturated clothing as soon as possible and shower.

FOR TURF SITES ONLY:

Clothing Requirement Statements: When using this product, wear long-sleeved shirt, long pants, socks, shoes, chemical resistant gloves and eye protection. It is recommended that safety glasses include front, brow and temple protection.

Personal Hygiene Statements: After using this product, rinse gloves before removing, remove clothing and launder separately before reuse, and promptly and thoroughly wash hands and exposed skin with soap and water. Remove saturated clothing as soon as possible and shower.

Statement of Practical Treatment

IF IN EYES: Flush with water for 15 minutes and get immediate medical attention.

IF ON SKIN: Wash with plenty of soap and water. Get medical attention.


IF SWALLOWED: Call a physician or Poison Control Center immediately. Contains petroleum solvent. Do not induce vomiting because of danger of aspirating liquid into lungs, causing serious damage and chemical pneumonitis. If spontaneous vomiting occurs, keep head below hips to prevent aspiration, and monitor for breathing difficulty.

IF INHALED: Remove victim to fresh air. If not breathing, give artificial respiration, preferably mouth-to-mouth. Get medical attention.

Containers over 1 gallon and less than 5 gallons: Persons engaged in open pouring of this product must also wear coveralls or a chemical resistant apron.

Containers of 5 gallons or more: A mechanical system (probe and pump) must be used for transferring the contents of this container. If the contents of a non-refillable pesticide container are emptied, the probe must be rinsed before removal.

ENVIRONMENTAL HAZARDS: This product is toxic to aquatic invertebrates. Drift or runoff may adversely affect aquatic invertebrates and nontarget plants. For terrestrial uses, do not apply directly to water, to areas where surface water is present or to intertidal areas below the mean high water mark. Do not contaminate water when disposing of equipment washwaters. When cleaning equipment, do not pour the washwater on the ground; spray or drain over a large area away from wells and other water sources. Do not apply when weather conditions favor drift from target area.



477

Most cases of groundwater contamination involving phenoxy herbicides such as 2,4-D and 2,4-DP have been associated with mixing/loading and disposal sites. Caution should be exercised when handling 2,4-D and 2,4-DP pesticides at such sites to prevent contamination of groundwater supplies. Use of closed systems for mixing or transferring this pesticide will reduce the probability of spills. Placement of the mixing/loading equipment on an impervious pad to contain spills will help prevent groundwater contamination.

If spills occur, collect the material and dispose of by following disposal instructions on this label.

PHYSICAL OR CHEMICAL HAZARD: Do not use or store near heat or open flame.

DIRECTIONS FOR USE

It is a violation of Federal law to use this product in a manner inconsistent with its labeling.

STORAGE & DISPOSAL

Do not contaminate water, food, or feed by storage or disposal.

STORAGE: Keep from freezing. Store in original container in a locked storage area inaccessible to children and pets.

PESTICIDE DISPOSAL: Pesticide wastes are toxic. Improper disposal of excess pesticide, spray mixture, or rinsate is a violation of Federal law and may contaminate groundwater. If these wastes cannot be disposed of by use according to label instructions, contact your State Pesticide or Environmental Control Agency, or the Hazardous Waste representative at the nearest EPA Regional Office for guidance.

CONTAINER DISPOSAL: Triple rinse (or equivalent). Then offer for recycling or reconditioning, or puncture and dispose of in a sanitary landfill, or incineration, or, if allowed by state and local authorities, by burning. If burned stay out of smoke.

ROADSIDES, ~~DRAINAGE-DITCHBANKS~~, RIGHT-OF-WAYS, RAILROADS, FIRE-BREAKS, FENCE-ROWS, INDUSTRIAL SITES & OTHER SIMILAR NON-CROP AREAS


INSTRUCTIONS: To effectively control brush, all leaves, stems and suckers should be thoroughly wetted to the ground. Apply when plants come into full leaf (spring) until plants begin to go dormant. Best results are obtained when brush and broadleaf weeds are young and actively growing. Do not cut brush until the herbicide has translocated throughout the plant causing root death.

USE PRECAUTIONS: Do not apply this product through any type of irrigation system. Avoid spray drift to cotton, soybeans, tomatoes, tobacco, grapes, fruit trees, flowers, or garden crops and all other hormone herbicide-sensitive desirable plants. Do not apply near sensitive plants since small quantities of wind-drift herbicides may cause severe injury. Do not apply herbicide when wind speed is sufficient to cause drift. Do not apply herbicide when a temperature air inversion exists. An air inversion may be detected by creating a smoke column and observing a layering effect. Do not apply when temperature exceeds 85°F and humidity is high. To aid in avoiding spray drift, use coarse sprays and low pressure. Do not use nozzles which produce fine spray droplets under high pressure. The use of thickening agents or anti-drift additives and drift-reducing equipment are of value in preventing spray drift. Care should be taken not to make applications where runoff could carry the chemical to food crops or grazing lands where cattle, sheep, goats, swine or poultry would be exposed.

SPRAY PREPARATION AND TANK-MIXTURES

Water Spray: Add one-half the required amount of water to the spray tank, then add Trimec 937 Herbicide slowly with agitation, and complete filling the tank with water. To prevent separation of the emulsion, mix thoroughly and continue agitation while spraying.

Full Oil Spray: Use diesel oil, No. 1 or No. 2 fuel oil, kerosene, mineral oil, or basal oils. Add one-half the required amount of oil to the spray tank, then add Trimec 937 Herbicide with agitation and complete filling the tank with oil. Mix thoroughly and provide adequate agitation during mixing and spraying.



597

Tank-Mixing with Garlon® 4 Herbicide: Trimec 937 Herbicide can be mixed with Garlon 4 Herbicide for use in, roadsides, right-of-ways, railroads, fencerows, industrial sites and other similar non-crop areas. Garlon 4 Herbicide is a butoxyethylester formulation containing 4.0 pounds per gallon of the active ingredient triclopyr. A mixture of Trimec 937 Herbicide and Garlon 4 Herbicide should be used in accordance with the more restrictive of label limitations and precautions. No label dosage rates should be exceeded. This product cannot be mixed with any product containing a label prohibition against such mixing. Aerial applications of this tank-mixture can be made with helicopter only.

Three steps for tank-mixing with Garlon 4 Herbicide are suggested. First, add one-third of the required amount of diesel oil or water to the spray tank. Next, add the Trimec 937 Herbicide slowly with agitation, then add another one-third of the carrier to the tank. Finally, add slowly the Garlon 4 Herbicide and the balance of the carrier. Do not mix the chemicals simultaneously and continue the agitation during each step.

High Volume: Mix ½ to 1 gallon of Trimec 937 Herbicide per 100 gallons of water and apply 100 to 300 gallons of spray per acre. The dosage rate and the spray volume depend upon the height and density of the brush and/or weeds. For small broadleaf weeds use the low dosage rate and the low spray volume. Heavy dense stands of brush require the high dosage rate and the high spray volume.

For small applications with small tank sprayers use at the rate of 1 to 1½ fluid ounces of product per gallon of water.

Aerial Foliage Method: Mix ½ to 2 gallons of Trimec 937 Herbicide in enough water to make 15 to 25 gallons total spray mixture per acre. Use enough water to ensure uniform wetting of plants.

Basal Bark Method: Apply with low volume backpack sprayer or power equipment. Volume sprayed per acre will depend on method used and number of stems per acre. Use a coarse spray to avoid drift.

High Volume (Basal Bark) - For high volume applications, apply a coarse spray as a drench treatment to the base of stems and trunks up to a height of 18 to 24 inches. Total coverage of the stems and root collars is essential. Spray until runoff and pooling at the ground line is noticed.

Mix 3 to 5 gallons of Trimec 937 Herbicide with 95 to 97 gallons of oil (diesel oil, No. 1 or No. 2 fuel oil, kerosene, or mineral oil). Spray volumes will depend up on the sizes, types, and densities of the species present.


Low Volume (Basal Bark) - For low volume applications, apply a uniform spray pattern to all sides of the stems and trunks up to a height of 18 to 24 inches. Treat the entire circumference of the tree.

Mix a full oil spray containing 33% Trimec 937 Herbicide, 10 to 20% surfactant, and 47 to 57% diesel oil. Suggested surfactants include Cide-Kick, Cide-Kick II, or other surfactants/penetrants appropriate for oil soluble herbicides. Substitutes for diesel oil as a diluent include the following basal oils: Androc Oil, Hy-Grade I, Arborchem Basal Oil, JLB Oil Plus, and other blends formulated for basal bark applications.

Cut Surface – Stump: This method can be used at any time of the year, but is more effective when applied as soon as possible after trees are cut. Spray the entire stump, particularly bark and exposed roots. Complete control requires a thorough drenching. Use this method after original or capital clearing. It is the primary step toward a chemical brush control program on newly cleared highways and right-of-ways. Spray is most effective and economical on tree stumps with diameters larger than 3 to 4 inches.

Mix ½ to 1 gallon of Trimec 937 Herbicide with 25 gallons of diesel oil, basal oils, penetrant oils, or mineral oil. Apply to freshly cut tree stumps with a low volume knapsack sprayer using a cone nozzle. Spray thoroughly the cut surfaces, bark, and exposed roots. Treat the entire circumference of the tree. Drench until run-off to the soil surface is noticed.

For painting freshly cut stumps, mix 2 quarts of Trimec 937 Herbicide with 1.0 gallon of basal oil and thoroughly paint all surfaces of the stump.



6 y 7

Frill Treatment: This treatment is recommended for culling trees with trunk diameters greater than 5 to 6 inches. Make a frill by using an axe to cut overlapping notches in a continuous ring around the trunk near its base. Cut through the bark, but do not remove chips.

Mix 3 to 4 gallons of Trimec 937 Herbicide in 100 gallons of diesel oil or mineral oil and treat freshly cut frills at any time of the year. Spray or pour the spray mixture into the frills without runoff.

BRUSH CONTROLLED:

- | | | |
|--------------|--------------|-----------------|
| Ash | Cherry | Multiflora Rose |
| Aspen | Cottonwood | Oak |
| Birch | Dogwood | Pine |
| Blackberry | Elm | Shortleaf Pine |
| Black Cherry | Gooseberry | Spruce |
| Black Locust | Honey Locust | Sumac |
| Brambles | Honeysuckle | Sycamore |
| Buckbrush | Kudzu | Wild Plum |
| Cedar | Maple | Willow |

WEEDS CONTROLLED:


- | | | |
|-------------|---------------|----------------|
| Bedstraw | Knotweed | Ragweed |
| Bindweed | Kochia | Sheep Sorrel |
| Black Medic | Lambsquarters | Shepherdspurse |
| Buckhorn | Lespedeza | Smartweed |
| Burdock | Mallow | Speedwell |
| Chicory | Morningglory | Spurge |
| Chickweed | Mustard | Sunflower |
| Clover | Nettle | Thistles |
| Cocklebur | Oxalis | Trumpet Vine |
| Dandelion | Peppergrass | Velvetleaf |
| Dock | Pigweed | Wild Carrot |
| Ground Ivy | Plantains | Wild Garlic |
| Heal-all | Poison Ivy | Wild Lettuce |
| Henbit | Poison Oak | Wild Onion |
| Jimsonweed | Purslane | Yarrow |

ORNAMENTAL LAWNS & TURF (cool season grasses other than bentgrass)

Not for use on turf being grown for sale or other commercial use as sod, or for commercial seed production, or for research purposes.

Re-entry Statement: Do not allow people (other than applicator) or pets on treatment area during application. Do not enter treatment areas until spray has dried or dust has settled.

USE PRECAUTIONS: Avoid drift of spray mist to vegetables, flowers, ornamental plants, shrubs, trees and other desirable plants. Do not pour spray solutions near desirable plants. Do not use on carpetgrass, dichondra, St. Augustinegrass, bentgrass, nor on lawns or turf where desirable clovers are present. Use only lawn-type sprayers. Avoid fine sprays; coarse sprays are less likely to wind-drift. Do not spray roots of ornamentals and trees. Do not exceed specified dosages for any area; be particularly careful within the dripline of trees and other ornamental species. Do not apply to newly seeded grasses until well established. Do not spray when air temperature exceeds 85°F. Seed can be sown 3 to 4 weeks after application. Care should be taken not to make applications where runoff could carry the chemical to food crops or grazing lands where cattle, sheep, goats, swine or poultry would be exposed.



797

INSTRUCTIONS: Maximum control of weeds will be obtained from spring or early fall applications when weeds are actively growing. Avoid spraying during long, excessively dry or hot periods unless adequate irrigation is available. Do not irrigate within 24 hours after application.

General Application: Apply at the rate of 2 to 3 pints in 20 to 260 gallons of water per acre (¾ to 1.1 fluid ounces in 0.5 to 6 gallons of water per 1,000 square feet). Use higher rates when using the higher volume of water per acre.

The maximum application rate to turf is 0.8 pounds 2,4-D acid equivalent per acre per application per site. The maximum number of broadcast applications per treatment site is 2 per year.

Controlled Droplet Applicator: Add 1½ pints to the HERBI container and fill with water. Spray contents over 33,000 square feet. Avoid overlapping between spray patterns.

Small Area Applications: Not recommended for hose-end sprayers. Spray at any time during the growing season when weeds are actively growing. On new lawns – wait until the grass has hardened off – usually after it has been mowed at least three times. Poor weed control may result if spray is applied during drought or just before rain. Do not water within 24 hours after treatment.

| SPRAY PREPARATIONS FOR PRESSURE SPRAYERS | | | |
|--|--------------|------------------|-------------|
| Amount of Product to Use: | | Area To Treat | |
| Tablespoons | Fluid Ounces | Gallons of Water | Square Feet |
| 1½ | ¾ | 1 | 1000 |
| 3 | 1½ | 2 | 2000 |
| 4½ | 2¼ | 3 | 3000 |

Garlon® Herbicide is a registered trademark of DowElanco.
Cide-Kick and Cide-Kick II, JLB Oil Plus are products of JLB International Chemical Incorporated.
Arborchem Basal Oil is a product of Arborchem Products Co.
Hy-Grade I is a product of CWC Chemical, Inc.
Androc Oil is a product of Androc Products, Inc.

LIMITED WARRANTY AND DISCLAIMER

The manufacturer warrants only that the chemical composition of this product conforms to the ingredient statement given on the label, and that the product is reasonably suited for the labeled use when applied according to the Directions for Use.

THE MANUFACTURER NEITHER MAKES NOR INTENDS ANY OTHER EXPRESS OR IMPLIED WARRANTIES, INCLUDING ANY WARRANTY OF MERCHANTABILITY OR FITNESS FOR A PARTICULAR PURPOSE, WHICH ARE EXPRESSLY DISCLAIMED. This limited warranty does not extend to the use of the product inconsistent with label instructions, warnings or cautions, or to use of the product under abnormal conditions such as drought, excessive rainfall, tomadoes, hurricanes, etc. These factors are beyond the control of the manufacturer or the seller. Any damages arising from a breach of the manufacturer's warranty shall be limited to direct damages, and shall not include indirect or consequential damages such as loss of profits or values, except as otherwise provided by law.

The terms of this Limited Warranty and Disclaimer cannot be varied by any written or verbal statements or agreements. No employee or agent of the seller is authorized to vary or exceed the terms of this Limited Warranty and Disclaimer in any manner.

