

2217-726

PM 23

1086

TRIMEC(R) 901
LIQUID WEED & FEED

20-0-0

NET CONTENTS ONE HALF GALLON
(NET WEIGHT: 4 LBS 12 OZ)

--KEEP FROM FREEZING--
ONE HALF GALLON COVERS UP TO 5,000 SQFT.

ACC. REC'D
AUG 13 1987
2217-726

CONTROLS: Dandelion, Chickweed, Knotweed, Henbit, Plantains, Clover, Spurge and many other broadleaf lawn weeds: some of which are shown on this label.

No Spreading -- No complicated Mixing
Just attach to a garden hose & spray

ACTIVE INGREDIENTS:

* Dimethylamine Salt of 2,4-dichlorophenoxyacetic acid.....	2.784%
** Dimethylamine Salt of 2-(2-methyl-4-chlorophenoxy)propionic acid.....	1.336%
*** Dimethylamine Salt of Dicamba (3,6-dichloro-o-anisic acid)...	0.312%
INERT INGREDIENTS.....	95.568%
TOTAL	100.000%

THIS PRODUCT CONTAINS:

- * 0.220 lbs 2,4-dichlorophenoxyacetic acid per gallon or 2.313%
- ** 0.105 lbs 2-(2-methyl-4-chlorophenoxy)propionic acid per gallon or 1.104%
- *** 0.024 lbs 3,6-dichloro-o-anisic acid per gallon or 0.252%

KEEP OUT OF REACH OF CHILDREN

CAUTION

STATEMENT OF PRACTICAL TREATMENT

In case of contact, wash skin with plenty of soap and water; for eyes, flush with water for 15 minutes and get medical attention.

See back panel for additional precautionary statements.

Trimec(R) is a registered trademark of PBI Gordon Corporation.

Mfd. by PBI/GORDON CORPORATION
KANSAS CITY, KANSAS 66118

STOP! READ THE ENTIRE LABEL FIRST.
OBSERVE ALL PRECAUTIONS AND
FOLLOW DIRECTIONS CAREFULLY.

MEASURING GUIDE	PRECAUTIONARY STATEMENTS
1,000 SQFT ----- COVERAGE	<p>Hazards to Humans and Domestic Animals: CAUTION: Harmful if swallowed. Avoid contact with eyes, skin or clothing. In case of contact, immediately flush eyes or skin with plenty of water. If irritation develops get medical attention. Avoid contamination of food or feedstuffs</p> <p>Environmental Hazards: Do not apply directly to water. Do not apply when weather conditions favor drift from target area. Do not contaminate water by cleaning of equipment or disposal of wastes. Do not contaminate domestic or irrigation waters.</p>

DIRECTIONS FOR USE:

It is a violation of federal law to use this product in a manner inconsistent with its labeling.


3,000 sqft ----- COVERAGE	<p>STORAGE: Keep from freezing. Store in original container in a locked storage area inaccessible to children. Do not store near food or feedstuffs. To prevent cross-contamination, do not store near other fertilizers, insecticides, fungicides, or seeds.</p> <p>PRODUCT DISPOSAL: Securely wrap original container with unused product in several layers of newspaper and discard in trash.</p> <p>CONTAINER DISPOSAL: Do not reuse empty container. Rinse thoroughly before discarding in trash.</p>
---------------------------------	--

OTHER USE PRECAUTIONS:

Do not allow spray to drift to vegetables, flowers, ornamental plants, shrubs, trees and other desirable plants since injury may result. Do not spray where grass is emerging from dormancy. Do not apply to newly seeded lawn grasses until well established. Do not spray when the temperature exceeds 85 degrees F. Seed can be safely sown 3-4 weeks after application. Do not use on carpets, dichondra, St. Augustine, Centipede, closely-mowed bentgrass, nor on lawns or turf where desirable clovers are present. Do not spray roots of trees of trees and ornamentals. Do not exceed specified dosages for any area, be particularly careful within dripline of tree and other ornamental species.

5,000 sqft
COVERAGE
WHEN EMPTY

- | WEEDS |
- | Bedstraw |
- | Black Medic |
- | Buckhorn |
- | Bull Thistle |
- | Burdock |
- | Buttercup |
- | Chicory |
- | Chickweed |
- | Clover |
- | Cocklebur |
- | Dandelion |
- | Dock |
- | Galinsoga |
- | Ground Ivy |
- | Hawkweed |
- | Heal-All |
- | Henbit |
- | Knotweed |
- | Lambsquarter |
- | Lespedeza |
- | Mallow |
- | Morningglory |
- | Mustard |
- | Oxalis |
- | Peppergrass |
- | Pigweed |
- | Plantain |
- | Poison Ivy |
- | Poison Oak |
- | Purslane |
- | Ragweed |
- | Sheep Sorrel |
- | Shepherd's Purse |
- | Speedwell |
- | Tansy Mustard |
- | Thistle |
- | Spurge |
- | Velvetleaf |
- | Wild Carrot |
- | Wild Garlic |
- | Wild Lettuce |
- | Wild Onion |
- | Yarrow |
- | and many other |
- | broadleaf lawn weeds. |



20-0-0

GUARANTEED ANALYSIS

Total Nitrogen (N).....20.00%

20% Urea Nitrogen

Derived from Urea.

WHERE TO USE:

TRIMEC(R) 901 may be used on Bahia, Bermuda, Bluegrass, Fescue, Rye or Zoysia lawns, vacant lots, playgrounds and other similar areas where broadleaf weeds are present. This product is especially effective on all hard-to-kill weeds such as Poison Ivy, Poison Oak Sheep Sorrel and Spurge. In addition TRIMEC(R) 901 controls most other broadleaf weeds, including sensitive weeds such as Chickweed, Clover, Dandelion, Knotweed and Plantain.

WHEN TO USE:

1. Spray at any time during the growing season when weeds are actively growing.
2. On new lawns, wait until the grass has reached a height of 2 inches before making an overall spray treatment. Wait 3 weeks before putting new grass seed or stolons down in the bare spots.
3. Poor weed control may result if spray is applied during drought or just before rain.
4. For best results, mow 1 to 2 days before treating.
5. Do not water lawn within 24 hours after treatment.

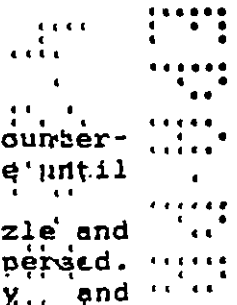
HOW TO USE:

Shake Well Before Using.

(one of the following will be used depending on the hose end applicator used.)

(A) INSTRUCTIONS

1. Connect spray nozzle to garden hose.
2. Shake contents of bottle well.
3. Remove safety cap.
4. Attach tube to nozzle applicator.
5. Attach bottle to open end of spray nozzle. Turn bottle counter-clockwise until threads mesh. Then turn the bottle clockwise until tightly closed.
6. Turn on water; place finger over hole on right side of nozzle and proper ratio of TRIMEC(R) 901 will automatically be dispersed. Spray directly over area requiring application evenly and uniformly. (Check handy measuring guide to see how much of this liquid has been used.)



(B)
Connect spray nozzle to Garden hose; remove safety cap from container, attach tube to applicator and insert tube section. Attach container to end of nozzle.

Turn on water: place finger over hole on right side of nozzle and proper ratio of TRIMEC(R) 901 will automatically be dispersed. Spray directly over area requiring application evenly and uniformly. Check handy measuring guide to see how much liquid has been used.)


- (C)
- 1. Attach garden hose to connector on dispenser.
- 2. Insert screwdriver into slot in orange lock ring and twist, snapping lock ring in two.
- 3. Remove both parts of separated lock ring.
- 4. Turn arrow on activator switch to OFF position.
- 5. Push activator switch securely down against top of sprayer. Which will pierce the safety seal inside the dispenser.
- 6. To begin spraying, turn on water and then move activator switch to the ON position.
- 7. To stop dispensing the product, turn off water.

- (D)
- 1. Attach spray nozzle to garden hose. Turn nozzle clockwise to firmly attach it to hose.
- 2. Remove cap from bottle (directions on cap) and screw bottle into spray nozzle.
- 3. Turn the on/off switch on top of the spray nozzle counter clockwise to the "OFF" position. Then turn on the water at the faucet.
- 4. To begin spraying, turn the sprayer nozzle switch clockwise to the "ON" position. The water automatically mixes with the product. Walk at a steady pace spraying in a side to side arc, slightly overlapping treated areas. Refer to graduated scale on side of container to guide coverage.
- 5. To stop spraying, turn the sprayer nozzle switch counter clockwise to the "OFF" position and turn off water at the faucet.

(E)

This gallon package is intended as a refill for the one-half gallon hose-end sprayer applicator/container of TRIMEC(R) 901. However, this product may be used in any hose-end sprayer in which herbicides have been used.

Add TRIMEC(R) 901 to the hose-end sprayer jar. **DO NOT ADD WATER TO THE JAR.** One-half gallon covers 5,000 square feet. One gallon covers up to 10,000 square feet.



208 4

LIMITED WARRANTY. Manufacturer warrants that the chemical composition conforms to the ingredient statement given on the label and that this product is suited for the labeled use when applied according to label directions. Because of widely varying use conditions, it is impossible to eliminate all risks even when label directions are followed.

EXCLUSIONS OF OTHER WARRANTIES AND REMEDIES: Except where such disclaimers and exclusions are specifically prohibited by applicable law. THE FOREGOING IS THE ONLY GUARANTEE OR WARRANTY APPLICABLE TO THIS PRODUCT AND IS GIVEN EXPRESSLY AND IN LIEU OF ALL OTHER WARRANTIES EXPRESSED OR IMPLIED, OF MERCHANTABILITY OR FITNESS FOR A PARTICULAR PURPOSE, AND ALL SUCH WARRANTIES WHICH EXCEED OR DIFFER FROM SAID LIMITED WARRANTY ARE DISCLAIMED BY MANUFACTURER, and, upon Manufacturer's compliance with said limited warranty. BUYER SHALL HAVE NO REMEDY AGAINST MANUFACTURER FOR ANY TYPE OF DAMAGE OR LOSS, and, IN NO EVENT SHALL MANUFACTURER BE LIABLE FOR CONSEQUENTIAL DAMAGE OR LOSS. ✓

EPA REG. NO. 2217-XXX
EPA EST NO.
/487

208 4