



1217 W. 12TH STREET
P.O. BOX 4090
KANSAS CITY, MO 64101

The Certification of Compliance for the 2,4-D Exposure Reduction Program


"I, being an authorized representative of PBI/Gordon Corporation, certify that all containers of **Trimec Liquid Weed and Feed for Sensitive Grasses (2217-716)** produced by June 15, 1994 for products registered for use only on residential or turf sites, excluding sod farms will bear revised labeling in accordance with the revised labeling required for Task Force technical and manufacturing-use products. I further certify that all containers of said product sold or distributed by this company by January 1, 1995 for products registered for use only on residential or turf sites, excluding sod farms will bear revised labeling in accordance with the revised labeling required for Task Force technical and manufacturing-use products."

J. A. Armbruster

2/19/93

James A. Armbruster, Ph.D.
Mgr. Regulatory Services

Date



2 8 7

TRIMEC^(R) LIQUID WEED & FEED For Sensitive Grasses

15-0-0

--KEEP FROM FREEZING--

1 QUART COVERS 3,500 TO 5,000 SQ.FT.
(or) 2 QUARTS COVERS 7,000 TO 10,000 SQ.FT.

CONTROLS: Dandelion, Chickweed, Knotweed, Herbit, Plantains, Clover, Spurge
and many other broadleaf lawn weeds.

The fast, easy way to weed control and fertilize your lawn.

No Spreading -- No Complicated Mixing

ACTIVE INGREDIENTS

*Dimethylamine Salt of 2-(2-methyl-4-chlorophenoxy) propionic acid	3.85%
**Dimethylamine Salt of 2,4-Dichlorophenoxyacetic acid.	1.11%
***Dimethylamine Salt of Dicamba (3,6-dichloro-o-anisic)	0.47%
INERT INGREDIENTS	94.57%
TOTAL	100.00

This Product Contains

- *0.293 lb. 2-(2-methyl-4-chlorophenoxy) propionic acid equivalent per gallon or 3.18%
- **0.085 lb. 2,4-Dichlorophenoxyacetic acid equivalent per gallon or 0.92%
- ***0.036 lb. Dicamba (3,6-dichloro-o-anisic acid) equivalent per gallon or 0.39%

Isomer Specific by AOAC Methods.

KEEP OUT OF REACH OF CHILDREN

CAUTION

STATEMENT OF PRACTICAL TREATMENT

In case of contact, wash skin with plenty of soap and water.
For eyes, flush with water for 15 minutes and get medical attention.

See back panel for additional Precautionary Statements.


TRIMEC^(R) is a registered trademark of PBI/Gordon Corporation

NET CONTENTS ONE QUART (NET WEIGHT: 2 LBS. 5 OZ.)

(OR) 2 QUARTS (NET WEIGHT: 4 LBS. 10 OZ.)

813/1292 APXXXXXX
EPA REG. NO. 2217-716
EPA EST. NO. 2217-KS-1

Mfd by PBI/Gordon Corporation
KANSAS CITY, MISSOURI 64101



STOP! READ THE ENTIRE LABEL FIRST. OBSERVE ALL PRECAUTIONS AND AND FOLLOW DIRECTIONS CAREFULLY.

PRECAUTIONARY STATEMENTS

Hazards to Humans and Domestic Animals

CAUTION: Harmful if swallowed. Avoid contact with eyes, skin or clothing. Wear long pants, long-sleeved shirt and shoes when applying this product. Wear goggles when applying this product.

When using this product, wear long-sleeved shirt, long pants, socks and shoes and rubber gloves. After using this product, rinse gloves before removing, remove clothing and launder separately before reuse, and promptly and thoroughly wash hands and exposed skin with soap and water. Remove saturated clothing as soon as possible and shower.

In case of contact, immediately flush eyes or skin with plenty of water. If irritation develops get medical attention. Avoid contamination of food or feedstuffs.

ENVIRONMENTAL HAZARDS: This product is toxic to aquatic invertebrates. Drift or runoff may adversely affect aquatic invertebrates and nontarget plants. Do not apply directly to water, to areas where surface water is present or to intertidal areas below the mean high water mark. Do not contaminate water when disposing of equipment washwaters. Do not apply when weather conditions favor drift from target area. Do not contaminate domestic or irrigation waters.

DIRECTIONS FOR USE:

It is a violation of Federal Law to use this product in a manner inconsistent with its labeling.

Do not allow people (other than applicator) or pets on treatment area during application. Do not enter treatment areas until spray has dried or dust has settled.

STORAGE: Keep from freezing. Store in original container in a locked storage area inaccessible to children. Do not store near food or feedstuffs.


PRODUCT DISPOSAL: Securely wrap original container in several layers of newspaper and discard in trash.

CONTAINER DISPOSAL: Do not reuse container. Rinse thoroughly before discarding in trash.

OTHER USE PRECAUTIONS: Do not allow spray to drift to vegetables, flowers, ornamental plants, shrubs, trees and other desirable plants since injury may result. Do not spray when grass is emerging from dormancy. Do not apply to newly seeded lawn grasses until well established. Seed can be sown 3-4 weeks after application. Do not use on carpetgrass, dichondra, or on lawns or turf where desirable clovers are present. Do not spray roots of trees and ornamentals. Do not exceed specified dosage. Be particularly careful within dripline of trees. This product may be injurious to St. Augustinegrass, bentgrass, and centipedegrass under conditions of high temperature and moisture. Under these conditions, or in cases of accidental overdose, some slight temporary discoloration of the St. Augustinegrass may occur.

15-0-0 GUARANTEED ANALYSIS

Total Nitrogen (N)..... 15.00%
15% Urea Nitrogen
Derived from Urea



(OPTION A OR B TO BE USED DEPENDING ON THE SUBREGISTRATION)

OPTION (A)

A lawn will typically utilize 1 to 4 pounds of nitrogen per 1,000 square feet each growing season. When applied as directed this product supplies 0.069 pounds of nitrogen per 1,000 square feet with each application. Use this product in conjunction with an additional fertilization program to provide at least 1 pound of nitrogen per 1,000 square feet each growing season. Consult your local agricultural extension agent for the proper amount of nitrogen to be applied in your area.

OPTION (B)

Liquid Weed & Feed should be supplemented by Liquid Lawn Fertilizer every 3 weeks from March through September (or April through October depending upon the growing season in your area). Please consult your local extension office for questions concerning a regular fertilizer program.

WHERE TO USE: LIQUID WEED & FEED is especially formulated for use on sensitive southern grasses -- St. Augustinegrass, bentgrasses, bahiagrass, bermudagrass, and centipedegrass -- as well as on bluegrass, fescue, perennial ryegrass or zoysiagrass lawns. For lawns containing sensitive grasses, use LIQUID WEED & FEED at the 1 quart for 5,000 sq.ft. rate. For lawns with non-sensitive grasses, use LIQUID WEED & FEED at the 1 quart for 3,500 sq.ft. rate. LIQUID WEED & FEED is especially effective on all hard-to-kill weeds such as poison ivy, poison oak, sheep sorrel and spurge.

LIQUID WEED & FEED also controls the easy-to-kill weeds such as chickweed, clover, dandelion, knotweed and plantains. In addition, LIQUID WEED & FEED also feeds your lawn with a 15% urea nitrogen. For best results, spraying should be done when weeds are young and tender. Older weeds are more difficult to kill and may require a retreatment in 30 days to achieve complete control.

WHEN TO USE:

1. Spray at any time during the growing season when weeds are actively growing.
2. On new lawns, wait until the grass has reached a height of 2 inches before making an overall spray treatment. Wait 3 weeks after application before seeding or planting stolons.
3. Poor weed control may result if spray is applied during drought or just before rain.
4. For best results, mow 1 to 2 days before treating.
5. Do not water lawn within 24 hours after treatment.

The maximum application rate to turf is 0.3 pounds 2,4-D acid equivalent per acre per application per site. The maximum number of broadcast applications per treatment site is 2 per year.

HOW TO USE: SHAKE WELL BEFORE USING.

OPTIONS (ONE TO BE USED DEPENDING ON LABEL)


OPTION 1

ASSEMBLY INSTRUCTIONS

1. Attach siphonage tube to hose-end sprayer attachment.
2. Remove cap from bottle and insert sprayer attachment.
3. Securely tighten sprayer attachment on bottle.
4. Screw hose into hose-end sprayer attachment.

SPRAYING INSTRUCTIONS

1. Turn on water. **TO START FLOW OF PRODUCT:** Place finger over hole on top right side of sprayer attachment. Hold about 3 feet above area to be treated moving at a steady pace to ensure consistent coverage.
2. **TO STOP FLOW OF PRODUCT:** Remove finger from hose to break siphon action. **NOTE:** To ensure adequate coverage, use moderate to high water pressure when applying through hose-end sprayer attachment.



OPTION 2

Connect spray nozzle to Garden hose; remove safety cap from container; attach container to end of nozzle. Turn on water; place finger over hole on right side of nozzle and proper ratio of LIQUID WEED & FEED will automatically be dispersed. Spray directly over area requiring application evenly and uniformly. (Check handy measuring guide to see how much of this liquid has been used).

OPTION 3 (TO BE USED ON LABEL FOR 1/2 GALLON CONTAINER SIZE)

HOW TO USE:

1)SHAKE WELL BEFORE USING. 2)Unscrew the cap from this container and carefully remove the foil seal. 3)Fill the hose-end sprayer jar with the amount of product specified in the chart below. DO NOT DILUTE THIS PRODUCT WITH WATER when filling the sprayer jar. 4)Attach the sprayer to garden hose. 5)Turn water on at full volume. 6)Hold the sprayer at waist level with the nozzle pointed away from the face and body. 7)Walk back and forth over lawn while spraying (as you would when mowing), covering the lawn thoroughly. Overlap slightly for uniform coverage.

OPTION 4 (TO BE USED ON LABEL FOR 1 QUART CONTAINER)

HOW TO USE:

1)SHAKE WELL BEFORE USING. 2)Connect spray nozzle to garden hose. 3)Remove white cap from bottle and screw bottle into the spray nozzle. 4)Turn the black "on-off" lever to the "off" position by turning to the right, turn water on full volume. 5)Hold the sprayer at waist level with nozzle pointed away from the face and body. 6)To spray, turn the black "on-off" lever to the center "on" position. 7)Walk back and forth over lawn while spraying (as you would when mowing), covering the lawn thoroughly. Overlap slightly for uniform coverage.

WEEDS:

- | | | |
|--------------|--------------|-----------------------|
| Bedstraw | Henbit | Shepherdspurse |
| Black Medic | Knotweed | Speedwell |
| Buckhorn | Lambsquarter | Tansy Mustard |
| Bull Thistle | Lespedeza | Thistle |
| Burdock | Mallow | Spurge |
| Buttercup | Morningglory | Velvetleaf |
| Chicory | Mustard | Wild Carrot |
| Chickweed | Oxalis | Wild Garlic |
| Clover | Peppergrass | Wild Lettuce |
| Cocklebur | Pigweed | Wild Onion |
| Dandelion | Plantain | Yarrow |
| Dock | Poison Ivy | and many other |
| Galinsoga | Poison Oak | broadleaf lawn weeds. |
| Ground Ivy | Purslane | |
| Hawkweed | Ragweed | |
| Heal-All | Sheep Sorrel | |

LIMITED WARRANTY AND DISCLAIMER


The manufacturer warrants only that the chemical composition of this product conforms to the ingredient statement given on the label, and that the product is reasonably suited for the labeled use when applied according to the Directions for Use.

THE MANUFACTURER NEITHER MAKES NOR INTENDS ANY OTHER EXPRESS OR IMPLIED WARRANTIES, INCLUDING ANY WARRANTY OF MERCHANTABILITY OR FITNESS FOR A PARTICULAR PURPOSE, WHICH ARE EXPRESSLY DISCLAIMED. This limited warranty does not extend to the use of the product inconsistent with label instructions, warnings or cautions, or to use of the product under abnormal conditions such as drought, excessive rainfall, tornadoes, hurricanes, etc. These factors are

BEST AVAILABLE COPY

beyond the control of the manufacturer or the seller. Any damages arising from a breach of the manufacturer's warranty shall be limited to direct damages, and shall not include indirect or consequential damages such as loss of profits or values, except as otherwise provided by law.

The terms of this Limited Warranty and Disclaimer cannot be varied by any written or verbal statements or agreements. No employee or agent of the seller is authorized to vary or exceed the terms of this Limited Warranty and Disclaimer in any manner.



MEASURING GUIDE (DEPENDENT UPON CONTAINER SIZE)

For 1 quart container

For 2 quart container

1,000 SQ.FT.
COVERAGE

1,000 SQ.FT.
COVERAGE

3,000 SQ.FT.
COVERAGE

3,000 SQ.FT.
COVERAGE

5,000 SQ.FT.
WHEN EMPTY

5,000 SQ.FT.
COVERAGE

7,000 SQ.FT.
COVERAGE

10,000 SQ.FT.
WHEN EMPTY

