



UNITED STATES ENVIRONMENTAL PROTECTION AGENCY
WASHINGTON, DC 20460

OFFICE OF CHEMICAL SAFETY
AND POLLUTION PREVENTION

November 20, 2014

James L. Kunstman, Ph.D
Director of Regulatory Services
PBI/Gordon Corporation
Post Office Box 014090
Kansas City, Missouri 64101

Subject: Label Amendment – Label Changes and addition of CRP certification
Product Name: Trimec Broadleaf Herbicide
EPA Registration Number: 2217-694
Application Date: August 14, 2013
Decision Number: 482968

Dear Dr. Kunstman:

The amended label referred to above, submitted in connection with registration under the Federal Insecticide, Fungicide and Rodenticide Act, as amended, is acceptable. This approval does not affect any conditions that were previously imposed on this registration. You continue to be subject to existing conditions on your registration and any deadlines connected with them.

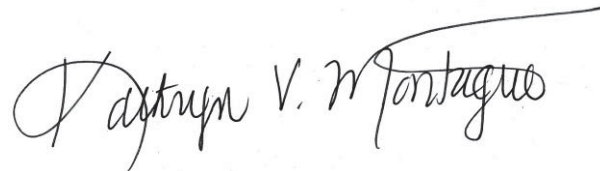
A stamped copy of your labeling is enclosed for your records. This labeling supersedes all previously accepted labeling. You must submit one copy of the final printed labeling before you release the product for shipment with the new labeling. In accordance with 40 CFR 152.130(c), you may distribute or sell this product under the previously approved labeling for 18 months from the date of this letter. After 18 months, you may only distribute or sell this product if it bears this new revised labeling or subsequently approved labeling. "To distribute or sell" is defined under FIFRA section 2(gg) and its implementing regulation at 40 CFR 152.3.

Should you wish to add/retain a reference to the company's website on your label, then please be aware that the website becomes labeling under the Federal Insecticide Fungicide and Rodenticide Act and is subject to review by the Agency. If the website is false or misleading, the product would be misbranded and unlawful to sell or distribute under FIFRA section 12(a)(1)(E). 40 CFR 156.10(a)(5) list examples of statements EPA may consider false or misleading. In addition, regardless of whether a website is referenced on your product's label, claims made on the website may not substantially differ from those claims approved through the registration process. Therefore, should the Agency find or if it is brought to our attention that a website contains false or misleading statements or claims substantially differing from the EPA approved registration, the website will be referred to the EPA's Office of Enforcement and Compliance.

Page 2 of 2
EPA Reg. No. 2217-694
Decision No. 482968

Your release for shipment of the product constitutes acceptance of these conditions. If these conditions are not complied with, the registration will be subject to cancellation in accordance with FIFRA section 6. If you have any questions, please contact Grant Rowland by phone at 709-347-0254, or via email at Rowland.Grant@epa.gov.

Sincerely,

A handwritten signature in black ink that reads "Kathryn V. Montague". The signature is written in a cursive style with a long, sweeping horizontal line extending from the end of the name.

Kathryn V. Montague, Product Manager 23
Herbicide Branch
Registration Division (7505P)
Office of Pesticide Programs

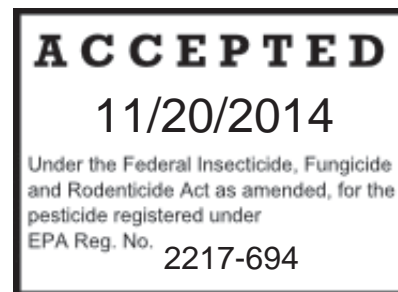
Enclosure

TRIMEC® BROADLEAF HERBICIDE

EPA Reg. No. 2217-694

Two sublabels represent the entire or master label of Trimec Broadleaf Herbicide. Please refer to the appropriate section of the labeling as shown as follows:

Section
Label language common to all sublabels
Sublabel 1. Existing DFU
Sublabel 2. Rewrite DFU
Appendix
Document Control Information



Label Language Common To All Sublabels

TRIMEC® BROADLEAF HERBICIDE

EPA Reg. No. 2217-694

Alternate Brand Names:

Trimec Weed Killer
Gordon's Trimec Weed Killer
Trimec Weed Killer Tankables
Gordon's Trimec Weed Killer Tankables

ACTIVE INGREDIENTS:

Dimethylamine salt of 2,4-dichlorophenoxyacetic acid	30.56%
Dimethylamine salt of (+)-(R)-2-(2 methyl-4-chlorophenoxy)propionic acid	8.17%
Dimethylamine salt of dicamba (3,6-dichloro-o-anisic acid)	2.77%
OTHER INGREDIENTS:	58.50%
TOTAL	100.00%

THIS PRODUCT CONTAINS:

2.38 lb 2,4-dichlorophenoxyacetic acid equivalent per gallon or 25.38%
0.63 lb (+)-(R)-2-(2 methyl-4-chlorophenoxy)propionic acid equivalent per gallon or 6.75%
0.21 lb 3,6-dichloro-o-anisic acid equivalent per gallon or 2.30%

TRIMEC® is a registered trademark of PBI/Gordon Corporation.
Isomer Specific by AOAC Methods.

KEEP OUT OF REACH OF CHILDREN

DANGER - PELIGRO

Si Usted no entiende la etiqueta, busque a alguien para que se la explique a Usted en detalle. (If you do not understand the label, find some one to explain it to you in detail.)

KEEP FROM FREEZING

STOP! READ THE ENTIRE LABEL FIRST. OBSERVE ALL PRECAUTIONS AND FOLLOW DIRECTIONS CAREFULLY.

PRECAUTIONARY STATEMENTS

Hazards to Humans and Domestic Animals

DANGER: Corrosive. Causes irreversible eye damage. Harmful if swallowed. Harmful if absorbed through skin. Do not get in eyes, on skin, or on clothing. Wash thoroughly with soap and water after handling and before eating, drinking, chewing gum, using tobacco or using the toilet. Remove and wash contaminated clothing before reuse.

Personal Protective Equipment (PPE)

Some materials that are chemical-resistant to this product are natural rubber. If you want more options, follow the instructions for category A on an EPA chemical-resistance category selection chart.

All mixers, loaders, applicators and other handlers must wear:

- protective eyewear (goggles, face shield, or safety glasses),
- long-sleeved shirt and long pants,
- shoes and socks,
- chemical-resistant gloves made of any water-proof material such as barrier laminate, rubber (butyl, nitrile, neoprene and natural), polyethylene, polyvinyl chloride (PVC) and Viton, and
- chemical-resistant apron when mixing or loading, cleaning up spills or equipment, or otherwise exposed to the concentrate.

User Safety Requirements

Follow manufacturer's instructions for cleaning/maintaining PPE. If no such instructions for washables exist, use detergent and hot water. Keep and wash PPE separately from other laundry. Discard clothing and other absorbent material that have been drenched or heavily contaminated with the product's concentrate. Do not reuse them.

User Safety Recommendations

- Users should wash hands before eating, drinking, chewing gum, using tobacco, or using the toilet.
- Users should remove clothing/PPE immediately if pesticide gets inside. Then wash thoroughly and put on clean clothing. If pesticide gets on skin, wash immediately with soap and water.
- Users should remove PPE immediately after handling this product. Wash the outside of gloves before removing. As soon as possible, wash thoroughly and change into clean clothing.

First Aid

If in eyes:	<ul style="list-style-type: none">• Hold eye open and rinse slowly and gently with water for 15 - 20 minutes.• Remove contact lenses, if present, after the first 5 minutes, then continue rinsing eye.• Call a poison control center or doctor for treatment advice.
If swallowed:	<ul style="list-style-type: none">• Call a poison control center or doctor immediately for treatment advice.• Have person sip a glass of water if able to swallow.• Do not induce vomiting unless told to by a poison control center or doctor.• Do not give anything by mouth to an unconscious person.
If on skin or clothing:	<ul style="list-style-type: none">• Take off contaminated clothing.• Rinse skin immediately with plenty of water for 15 - 20 minutes.• Call a poison control center or doctor for treatment advice.
If inhaled:	<ul style="list-style-type: none">• Move person to fresh air.• If person is not breathing, call 911 or an ambulance, then give artificial respiration, preferably mouth-to-mouth if possible.• Call a poison control center or doctor for treatment advice.

Have the product container or label with you when calling a poison control center or doctor or going for treatment. You may also contact 1-877-800-5556 for emergency medical treatment advice.

NOTE TO PHYSICIAN: Probable mucosal damage may contraindicate the use of gastric lavage.

Environmental Hazards

This pesticide is toxic to fish and aquatic invertebrates and may adversely affect non-target plants. Do not apply directly to water, to areas where surface water is present, or to intertidal areas below the mean

high water mark. Drift and runoff may be hazardous to aquatic organisms in water adjacent to treated areas. Do not contaminate water when disposing of equipment wash waters or rinsate.

This chemical has properties and characteristics associated with chemicals detected in groundwater. The use of this chemical in areas where soils are permeable, particularly where the water table is shallow, may result in groundwater contamination. Application around a cistern or well may result in contamination of drinking water or groundwater.

DIRECTIONS FOR USE

It is a violation of Federal law to use this product in a manner inconsistent with its labeling.

Do not apply this product in a way that will contact workers or other persons, either directly or through drift. Only protected handlers may be in the area during application. For any requirements specific to your State or Tribe, consult the agency responsible for pesticide regulation.

[Note to Reviewer: DFU from Sublabel 1 or Sublabel 2 will be placed here]

STORAGE AND DISPOSAL

Do not contaminate water, food, or feed by storage or disposal.

PESTICIDE STORAGE: Store in original container in a locked storage area inaccessible to children or pets. Keep from freezing.

PESTICIDE DISPOSAL: Pesticide wastes are toxic. Improper disposal of excess pesticide, spray mixture, or rinsate is a violation of Federal law. If these wastes cannot be disposed of by use according to label instructions, contact your State Pesticide or Environmental Control Agency or the Hazardous Waste representative at the nearest EPA Regional Office for guidance.

[For Plastic Containers – Nonrefillable with capacities equal to or less than 5 gallons:]

CONTAINER HANDLING: Nonrefillable container. Do not reuse or refill this container. Offer for recycling, if available, or puncture and dispose of in a sanitary landfill, or by incineration, or, if allowed by state and local authorities, by burning. If burned, stay out of smoke.

Triple rinse [or pressure rinse] container (or equivalent) promptly after emptying.

Triple rinse as follows: Empty the remaining contents into application equipment or a mix tank and drain for 10 seconds after the flow begins to drip. Fill the container 1/4 full with water and recap. Shake for 10 seconds. Pour rinsate into application equipment or a mix tank or store rinsate for later use or disposal. Drain for 10 seconds after the flow begins to drip. Repeat this procedure two more times.

[OR

Pressure rinse as follows: Empty the remaining contents into application equipment or a mix tank and continue to drain for 10 seconds after the flow begins to drip. Hold container upside down over application equipment or mix tank or collect rinsate for later use or disposal. Insert pressure rinsing nozzle in the side of the container, and rinse at about 40 PSI for at least 30 seconds. Drain for 10 seconds after the flow begins to drip.]

[For Plastic Containers – Nonrefillable with capacities greater than 5 gallons:]

CONTAINER HANDLING: Nonrefillable container. Do not reuse or refill this container. Offer for recycling, if available, or puncture and dispose of in a sanitary landfill, or by incineration, or, if

allowed by state and local authorities, by burning. If burned, stay out of smoke.

Triple rinse [or pressure rinse] container (or equivalent) promptly after emptying.

Triple rinse as follows: Empty the remaining contents into application equipment or a mix tank. Fill the container 1/4 full with water. Replace and tighten closures. Tip container on its side and roll it back and forth, ensuring at least one complete revolution, for 30 seconds. Stand the container on its end and tip it back and forth several times. Turn the container over onto its other end and tip it back and forth several times. Empty the rinsate into application equipment or a mix tank or store rinsate for later use or disposal. Repeat this procedure two more times.

[OR

Pressure rinse as follows: Empty the remaining contents into application equipment or a mix tank and continue to drain for 10 seconds after the flow begins to drip. Hold container upside down over application equipment or mix tank or collect rinsate for later use or disposal. Insert pressure rinsing nozzle in the side of the container, and rinse at about 40 PSI for at least 30 seconds. Drain for 10 seconds after the flow begins to drip.]

[For Refillable Containers:]

CONTAINER HANDLING: Refillable container. Refill this container with pesticide only. Do not reuse this container for any other purpose.

Container cleaning: Cleaning the container before final disposal is the responsibility of the person disposing of the container. Cleaning before refilling is the responsibility of the refiller.

To clean the container before final disposal, empty the remaining contents from this container into application equipment or a mix tank. Fill the container about 10 percent full with water. Agitate vigorously or recirculate water with the pump for 2 minutes. Pour or pump rinsate into application equipment or rinsate collection system. Repeat this rinsing procedure two more times.

LIMITED WARRANTY AND DISCLAIMER

IMPORTANT: Read this LIMITED WARRANTY AND DISCLAIMER before buying or using this product. By opening and using this product, buyer and all users agree to accept the terms of this LIMITED WARRANTY AND DISCLAIMER in their entirety and without exception. If the terms are not acceptable, return this product unopened immediately to the point of purchase, and the purchase price will be refunded in full.

It is impossible to eliminate all risks inherently associated with use of this product. Damage to the treated article, ineffectiveness, or other unintended consequences can result from use of the product under abnormal conditions such as weather, presence of other materials, or the manner of use or application, etc. Such factors and conditions are beyond the control of the manufacturer, and **BY PURCHASING AND USING THIS PRODUCT THE BUYER AND ALL USERS OF THIS PRODUCT AGREE TO ACCEPT ALL SUCH RISKS.** Buyer and all users further agree to assume all risks of loss or damage from the use of the product in any manner that is not explicitly set forth in or that is inconsistent with label instructions, warnings and cautions.

The manufacturer warrants only that this product conforms to the chemical description given on the label, and that the product is reasonably suited for the labeled use when applied according to the Directions for Use, subject to the inherent risks described below. **TO THE EXTENT CONSISTENT WITH APPLICABLE LAW, THE MANUFACTURER NEITHER MAKES NOR INTENDS ANY OTHER EXPRESS OR IMPLIED WARRANTIES, INCLUDING ANY WARRANTY OF MERCHANTABILITY OR FITNESS FOR A PARTICULAR PURPOSE, WHICH ARE HEREBY EXPRESSLY DISCLAIMED.**

THE EXCLUSIVE REMEDY OF BUYER AND ALL USERS OF THIS PRODUCT, AND THE EXCLUSIVE LIABILITY OF THE MANUFACTURER, FOR ANY AND ALL LOSSES, DAMAGES, OR INJURIES RESULTING FROM THE USE OR HANDLING OF THIS PRODUCT, WHETHER OR NOT BASED IN CONTRACT, NEGLIGENCE, STRICT LIABILITY IN TORT OR OTHERWISE, SHALL BE LIMITED, AT THE MANUFACTURER'S OPTION, TO REPLACEMENT OF OR THE REPAYMENT OF THE PURCHASE PRICE FOR THE QUANTITY OF PRODUCT WITH RESPECT TO WHICH DAMAGES ARE CLAIMED. TO THE EXTENT CONSISTENT WITH APPLICABLE LAW, IN NO CASE SHALL THE MANUFACTURER BE LIABLE FOR INCIDENTAL, CONSEQUENTIAL, OR SPECIAL DAMAGES RESULTING FROM THE USE OR HANDLING OF THIS PRODUCT. The Manufacturer must be promptly notified in writing of any claims, whether based in contract, tort, negligence, strict liability, or otherwise, to be eligible to receive either remedy stated above.

The terms of this LIMITED WARRANTY AND DISCLAIMER cannot be varied by any written or verbal statements or agreements at the point of sale or elsewhere. No employee or agent of the manufacturer or seller is authorized to vary or exceed the terms of this Limited Warranty and Disclaimer in any manner.

SUBLABEL 1

DIRECTIONS FOR USE

USE RESTRICTIONS:

- Do not enter or allow people (or pets) to enter the treated area until sprays have dried.
- Do not apply this product in a way that will contact workers or other persons, either directly or through drift. Only protected handlers may be in the area during application.
- Not for use on turf being grown for sale or other commercial use as sod, or for commercial seed production, or for research purposes.
- Do not apply this product through any type of irrigation system.
- Use only lawn type sprayers. Do not exceed specified dosages for any area.

USE PRECAUTIONS:

- Do not spray on carpetgrass, dichondra nor on lawns or turf where desirable clovers are present. Do not apply this product to 'Floratam' St. Augustinegrass.
- Do not apply this product to warm season grasses during spring green-up which is the transition period between dormancy and active growth.
- Do not apply to newly seeded grasses until well established.
- Do not broadcast apply when air temperatures exceed 90°F; some injury may be expected with spot treatments when air temperatures exceed 90°F.
- Seed can be sown 3 to 4 weeks after application at listed rate.
- After using this product, clean sprayer with soap or detergent and water, and rinse thoroughly before applying other pesticides.
- Do not use this product on or near desirable plants, including contact of spray on exposed root systems or adventitious shoots within the drip line of desirable trees and shrubs, since injury may result.

ORNAMENTAL LAWNS & TURF (INSTRUCTIONS):

Apply 2.3 to 4.0 pints of product per acre in sufficient water for adequate coverage. [For gallons: This container (128 fluid ounces or 1 gallon) will treat 2.0 to 3.5 acres of turfgrass. (or) One gallon covers up to 152,460 square feet.]

Maximum control of weeds will be obtained from spring or early fall applications when weeds are actively growing. Avoid applying during long excessively dry or hot periods unless adequate irrigation is available. Do not irrigate within 24 hours of application. Do not apply to newly seeded turf until after the second or third mowing. Grass seed can be sown 3 to 4 weeks after application. Do not use on dichondra and carpetgrass.

APPLICATION TYPE	DIRECTIONS
Kentucky bluegrass, fescue & perennial ryegrass	<p>Professional Lawn Maintenance or Mature Weeds: Use 2.3 to 4.0 pints of product per acre. Or, use 0.84 to 1.5 fluid ounces of product per 1,000 square feet with spray volumes of 0.5 to 5.0 gallons of spray solution per 1,000 square feet. The best time to control clover is in the fall. When making a spring application to control clover, a 4 pints per acre rate is recommended.</p> <p>Controlled Droplet Applicator: Reduced rates must be used when grass is stressed from heat or drought. Do not use on St. Augustinegrass or centipedegrass. Add 2.0 pints Trimec® Broadleaf Herbicide to the Herbi container, then fill with 3.0 pints of water. Spray entire contents over 33,000 square feet (approx. 0.75 acre). Do not overlap between spray patterns.</p>

APPLICATION TYPE	DIRECTIONS
Bermudagrass & zoysiagrass	Apply 3.0 to 4.0 pints of product per acre with spray volumes ranging from 20 to 220 gallons per acre. The equivalent application rates are 1.1 to 1.5 fluid ounces of product per 1,000 square feet with spray volumes of 0.5 to 5.0 gallons of spray solution per 1,000 square feet. Some hybrid bermudagrass may be sensitive to this product. Contact your local Extension Service Weed Control Specialist.
St. Augustinegrass	Apply 2.3 pints of product in up to 150 gallons of water per acre (1.2 fluid ounces in 5.0 gallons of water per 1,500 square feet). Do not spray St. Augustinegrass if stressed from heat, drought, etc. Slight turf yellowing should disappear after about one week. Do not apply this product to 'Floritam' St. Augustinegrass.
Bentgrass	On closely mowed bentgrass (putting and bowling greens) apply at a maximum rate of one fluid ounce of product in 5 gallons of water per 1,500 square feet - preferably in May or mid-August through September. Slight turf yellowing will disappear after about one week.
<p>Note: Care should be taken to avoid overdosing bentgrass and St. Augustinegrass or injury may result. High spray volumes (i.e. one fluid ounce in 5.0 gallons of water per 1,500 square feet) will aid in obtaining uniform coverage. If hand operated sprayers are used, it is preferable to use a single nozzle rather than a multiple nozzle boom. Sweeping movements with a multiple nozzle boom will result in heavy local over application and subsequent turf discoloration or injury.</p>	

Limitations on broadcast treatments for ornamental turfgrass:

The maximum application rate is 4.0 pints of product per acre per application (1.19 lb 2,4-D ae, 0.32 lb MCP-p ae, and 0.11 lb dicamba ae per acre per application). For ornamental turfgrass, the maximum number of broadcast applications is limited to 2 per year with a minimum of 30 days between applications. The maximum seasonal rate is 8.0 pints of product per acre (2.38 lb 2,4-D ae, 0.63 lb MCP-p ae, and 0.21 lb dicamba ae per acre).

Limitations on spot treatments to residential turfgrass:

Spot treatment is defined as a treatment area no greater than 1,000 sq.ft. per acre. The maximum application rate is 1.5 fl.oz. per 1,000 sq.ft. per application (0.32 lb MCP-p acid equivalent per acre). The maximum number of spot treatments is limited to 2 per year with a minimum of 30 days between applications.

Spray Drift Management

For Ornamental Turfgrass Sites

It is the responsibility of the applicator to avoid spray drift at the application site. Do not allow the herbicide solution to mist, drip, drift, or splash from treated areas onto desirable broadleaf plants as small amounts of this product can damage sensitive plants near the treated area. If desirable plants are accidentally sprayed, immediately rinsing leaves with water may reduce or eliminate plant damage.

For Non-Cropland Sites

A variety of factors including weather conditions (e.g., wind direction, wind speed, temperature, relative humidity) and method of ground application can influence pesticide drift. The applicator must evaluate all factors and make appropriate adjustments when applying this product.

Droplet Size

When applying sprays that contain 2,4-D mixed with other active ingredients that require a Medium or more fine spray, apply only as a Medium or coarser spray (ASAE standard 572) or a volume mean diameter of 300 microns or greater for spinning atomizer nozzles.

Wind Speed

Do not apply at wind speeds greater than 10 mph. Only apply this product if the wind direction favors on-target deposition and there are not sensitive areas (including, but not limited to, bodies of water, known habitat for nontarget species, nontarget crops) within 250 feet downwind. If applying a Medium spray, leave one swath unsprayed at the downwind edge of the treated field.

Temperature Inversions

If applying at wind speeds less than 3 mph, the applicator must determine if: a) conditions of temperature inversion exist, or b) stable atmospheric conditions exist at or below nozzle height. Do not make applications into areas of temperature inversions or stable atmospheric conditions.

Susceptible Plants

Do not apply under circumstances where spray drift may occur to food, forage, or other plantings that might be damaged or crops thereof rendered unfit for sale, use or consumption. Susceptible crops include, but are not limited to, cotton, okra, flowers, grapes (in growing stage), fruit trees (foliage), soybeans (vegetative stage), ornamentals, sunflowers, tomatoes, beans, and other vegetables, or tobacco. Small amounts of spray drift that might not be visible may injure susceptible broadleaf plants.

Other State and Local Requirements

Applicators must follow all state and local pesticide drift requirements regarding application of 2,4-D herbicides. Where states have more stringent regulations, they must be observed.

Equipment

All ground application equipment must be properly maintained and calibrated using appropriate carriers or surrogates. Do not apply with a nozzle height greater than 4 feet above the target site.

BROADLEAF WEEDS			
annual fleabane	dock	jimsonweed	ragweed
aster, white heath & white prairie	dogfennel	kochia	redweed
bedstraw	dovefoot geranium	lambsquarters	red sorrel (*sheep sorrel)
beggarticks	English daisy	lawn burweed	roundleaf greenbriar
beggarweed, creeping	false dandelion (*spotted catsear & common catsear)	lespedeza, common	Shepherd's purse
bindweed	field bindweed (*morningglory & creeping jenny)	mallow, common	spotted spurge
birdsfoot trefoil	field madder	matchweed	spurge
black medic	field oxeye-daisy (*creeping oxeye)	mouseear chickweed	sunflower
broadleaf plantain	field pennycress	mustard	thistle
buckhorn plantain	filaree, whitestem & redstem	nettle	velvetleaf (*buttonweed)
bull thistle	Florida pusley	old world diamond flower	Venice mallow
burclover	ground ivy	<i>Oxalis</i> (*yellow woodsorrel & creeping woodsorrel)	<i>Veronica</i> (*corn speedwell)
burdock, common	groundsel	parsley-piert	Virginia buttonweed
buttercup, creeping	hairy bittercress	Pennsylvania smartweed	Virginia-creeper
Carolina geranium	hawkweed	pennywort (*dollarweed)	western salsify
carpetweed	healall	pepperweed	white clover (*Dutch clover, honeysuckle clover, white trefoil & purplewort)
chickweed, common	henbit	pigweed	wild carrot
chicory	horsenettle	pineappleweed	wild garlic
cinquefoil	horseweed	plantain	wild geranium
clover	innocence (Blue-eyed Mary)	poison ivy	wild lettuce
cocklebur		poison oak	wild mustard
compassplant		prostrate knotweed (*knotweed)	wild onion
curly dock		puncturevine	wild strawberry
dandelion		purple cudweed	yarrow
dayflower		purslane	yellow rocket
deadnettle			

SUBLABEL 2

DIRECTIONS FOR USE

1. Use Restrictions

- Do not enter or allow people (or pets) to enter the treated area until sprays have dried.
- Do not apply this product in a way that will contact workers or other persons, either directly or through drift. Only protected handlers may be in the area during application. For any requirements specific to your State or Tribe, consult the agency responsible for pesticide regulation.
- Not for use on turf being grown for sale or other commercial use as sod, or for commercial seed production, or for research purposes. This product is to be applied to turfgrass and lawns on private and public grounds that are intended only for aesthetic purposes.
- For ground application only; aerial applications are not permitted.

2. Use Precautions

- The turfgrass tolerance to this product may vary and temporary turfgrass yellowing may occur. Adverse environmental conditions may reduce the selectivity on the turfgrass. Do not apply this product to stressed turf.
- Do not apply this product to St. Augustinegrass, bentgrass (creeping and colonial), carpetgrass, dichondra, legumes, and lawns where desirable clovers are present.
- Do not broadcast apply this product when temperatures are above 90°F, some injury may be expected with spot treatments when air temperatures exceed 90°F. Where state, county or local governments have more stringent temperature regulations, these regulations must be observed.
- To avoid turf injury, use only on turfgrass that is reasonably free of stress from diseases, insects, excess heat or cold, drought or excess rainfall/irrigation, shaded areas, nematodes, improper mowing or improper applications of fertilizer and pesticides. Injury can occur if this product is applied under any of these or other stress conditions. Under any of these stress conditions, any turf damage caused by the use of this product is beyond the control of the registrant and all risk is assumed by the buyer and/or user.
- Do not use this product on or near desirable plants, including contact of spray on exposed root systems or adventitious shoots within the dripline of desirable trees and shrubs, since injury may result.

3. Where to Use

This product provides broadleaf control in the following sites.

- **Ornamental Turfgrass sites:**
 - **Residential/domestic sites** are defined as areas associated with the household or home life including apartment complexes, condominiums, and patient care areas of nursing homes, mental institutions, hospitals, or convalescent homes.
 - **Ornamental turf sites** include turfgrass established around residences, parks, streets, retail outlets, cemeteries, industrial and institutional buildings, recreation areas, fairgrounds, areas adjacent to athletic fields and paved areas.
- **Non-cropland sites:** including farmyards, fencerows or fence lines, highway rights-of-way (principal, interstate, county, private, and unpaved roads): Roadsides, roadside ditches, road shoulders, road embankments, dividers, and medians.

4. How Much To Apply

Cool Season Turfgrasses: Annual bluegrass, annual ryegrass, Kentucky bluegrass, perennial ryegrass, tall fescue, and red or fine leaf fescues

Warm Season Turfgrasses: Bahiagrass, buffalograss, common bermudagrass, hybrid bermudagrass, and zoysiagrass (Slight turf yellowing will disappear after about 1 week):

Spot Treatments: Mix 1.1 to 1.5 fl. oz. in 1 gallon of water to treat 1,000 sq. ft.

Entire Lawn Treatments:

- Pump Style Sprayer: Mix 1.1 to 1.5 fl.oz. in [0.5 to] 1 gallon of water to treat 1,000 sq.ft.
- [12 volt &] Tow-Behind Sprayers: Mix 1.1 to 1.5 fl. oz. in 1 gallon of water to treat 1,000 sq. ft.

[Optional tabular presentations]

Table 1. Spot Treatment of annual bluegrass, annual ryegrass, Kentucky bluegrass, perennial ryegrass, tall fescue, and red or fine leaf fescues, and bahiagrass, buffalograss, common bermudagrass, hybrid bermudagrass, and zoysiagrass (Slight turf yellowing will disappear after about 1 week)

Tank Size	Concentrate to add to tank	Coverage Area
1 gal	1.1 to 1.5 fl. oz.	1,000 sq. ft.

Table 2. Entire Lawn Treatment of annual bluegrass, annual ryegrass, Kentucky bluegrass, perennial ryegrass, tall fescue, and red or fine leaf fescues and bahiagrass, buffalograss, common bermudagrass, hybrid bermudagrass, and zoysiagrass (Slight turf yellowing will disappear after about 1 week)

Tank Size	Concentrate to add to tank	Coverage Area
1 gal	1.1 to 1.5 fl. oz.	1,000 sq. ft.
15 gal	16.5 to 22.5 fl.oz.	15,000 sq. ft.
25 gal	27.5 to 37.5 fl. oz.	25,000 sq. ft.

5. How To Apply


5.1 Pump Style Sprayers [sprayer icon]



Ideal for spraying individual weeds

1. Add the appropriate amount of water and concentrate to the sprayer tank.
2. Close sprayer, shake well, and pump handle to pressurize.
3. Adjust nozzle to deliver a coarse spray pattern.
4. To broadcast over large areas: apply evenly to treated area.
5. To treat individual weeds: spray to wet weed leaf surfaces.
6. Re-pressurize the sprayer as needed to maintain a good spray pattern.

5.2 [12 Volt &] Tow-Behind Boom Sprayers [sprayer icons]



Ideal for treating large country and suburban lawns

1. To calibrate your application equipment consult your equipment owner's manual for speed and pressure settings required to deliver [0.5 to] 1 gallon of spray solution to treat 1,000 sq.ft.. For example, at 4 mph a sprayer might deliver 1/2 gallon per 1,000 sq.ft. at 40 psi.
2. To apply evenly, drive at a constant speed that delivers the prescribed amount of spray required for the area to be treated.
3. Mix the appropriate amount of product and water in the sprayer using the following tables as a guide.

Tank Size	Spray volume	Coverage Area	Concentrate to add to tank
15 gal	0.5 gal/1000 sq.ft.	30,000 sq.ft.	33 to 45 fl.oz.
	1 gal/1000 sq.ft.	15,000 sq.ft.	16.5 to 22.5 fl.oz.
25 gal	0.5 gal/1000 sq.ft.	50,000 sq.ft.	55 to 75 fl.oz.
	1 gal/1000 sq.ft.	25,000 sq.ft.	27.5 to 37.5 fl.oz.

For spot treatments with [12 Volt &] Pull Behind Sprayers

See rates under How Much To Apply.

6. For Best Results

For all applications

- Apply when weeds are young and actively growing.
- Generally, the lower application rates within the specified range will provide satisfactory control of sensitive weed species. The higher application rates within the specified range will be required for dense infestations of perennial weeds, for adverse/extreme environmental conditions, or for weeds hardened off or more mature.
- Fall applications can provide improved control for emerged winter annuals and perennials such as henbit, chickweed, clover and ground ivy.
- Spray when air temperatures are between 60° and 90°F with good soil moisture.
- Spot treatments during the summer may be appropriate for sparse infestations, or as a follow-up treatment, or any time broadleaf weeds are actively growing.
- Certain hard-to-kill weeds may need to be spot treated 30 days after a broadcast treatment.
- Extremes in environmental conditions e.g. temperature and moisture, soil conditions, and cultural practices may affect the activity of this product. Under warm moist conditions, herbicide symptoms may be accelerated. While under very dry conditions, the expression of herbicide symptoms is delayed, and weeds hardened off by drought are less susceptible to this product.

For newly seeded, sodded, sprigged, or plugged areas:

- Delay application of this product to grass seedlings until after the second mowing.

- The application of this product to newly sodded, sprigged, or plugged grasses should be delayed until 3 to 4 weeks after the sodding, sprigging, or plugging operations.
- Treated areas may be reseeded 3 weeks after application.

Warm-Season Turfgrasses

- Do not apply to listed warm-season turfgrasses unless some turf injury can be tolerated. Do not apply this product to warm-season turfgrass during spring green-up or in the fall during the transition period between active growth and dormancy.
- This product may be applied to fully dormant bermudagrass, fully dormant Zoysiagrass, fully dormant buffalograss and fully dormant bahiagrass.

Irrigation:

- Do not apply this product through any type of irrigation system.
- Rainfast in as little as 8 hours. Do not apply this product immediately before rainfall or irrigation.
- If possible, do not irrigate or water the turfgrass within 8 to 24 hours after application.
- If dry conditions exist, a scheduled irrigation or watering 24 hours before and 24 hours after application is recommended.

Mowing:

- For optimum results, delay mowing 2 days before and until 2 days after the application of this product.

7. Limitations

Broadcast applications to turfgrass:

The maximum application rate is 4.0 pints of product per 1 acre per application [1.19 lb 2,4-D ae, 0.33 lb MCP-P ae and 0.11 lb dicamba ae per acre per application]. The maximum number of broadcast applications is limited to 2 per year with a minimum of 30 days between applications. The maximum seasonal rate is 8.0 pints of product per 1 acre. [2.37 lb 2,4-D ae, 0.65 lb MCP-P ae and 0.22 lb dicamba ae per acre].

Spot treatments to turfgrass:

Spot treatment is defined as a treatment area no greater than 1,000 sq.ft. per acre. The maximum application rate is 1.5 fl.oz. per 1,000 sq.ft. per application [0.33 lb MCP-P acid equivalent per acre]. The maximum number of spot treatments is limited to 2 per year with a minimum of 30 days between applications.

8. Spray Drift Management

8.1 For Ornamental Turfgrass Sites

It is the responsibility of the applicator to avoid spray drift at the application site. Do not allow the herbicide solution to mist, drip, drift, or splash from treated areas onto desirable broadleaf plants as small amounts of this product can damage sensitive plants near the treated area. If desirable plants are accidentally sprayed, immediately rinsing leaves with water may reduce or eliminate plant damage.

8.2 For Non-Cropland Sites

A variety of factors including weather conditions (e.g., wind direction, wind speed, temperature, relative humidity) and method of ground application can influence pesticide drift. The applicator must evaluate all factors and make appropriate adjustments when applying this product.

Droplet Size

When applying sprays that contain 2,4-D mixed with other active ingredients that require a Medium or more fine spray, apply only as a Medium or coarser spray (ASAE standard 572) or a volume mean diameter of 300 microns or greater for spinning atomizer nozzles.

Wind Speed

Do not apply at wind speeds greater than 10 mph. Only apply this product if the wind direction favors on-target deposition and there are not sensitive areas (including, but not limited to, bodies of water, known habitat for nontarget species, nontarget crops) within 250 feet downwind. If applying a Medium spray, leave one swath unsprayed at the downwind edge of the treated field.

Temperature Inversions

If applying at wind speeds less than 3 mph, the applicator must determine if: a) conditions of temperature inversion exist, or b) stable atmospheric conditions exist at or below nozzle height. Do not make applications into areas of temperature inversions or stable atmospheric conditions.

Susceptible Plants

Do not apply under circumstances where spray drift may occur to food, forage, or other plantings that might be damaged or crops thereof rendered unfit for sale, use or consumption. Susceptible crops include, but are not limited to, cotton, okra, flowers, grapes (in growing stage), fruit trees (foliage), soybeans (vegetative stage), ornamentals, sunflowers, tomatoes, beans, and other vegetables, or tobacco. Small amounts of spray drift that might not be visible may injure susceptible broadleaf plants.

Other State and Local Requirements

Applicators must follow all state and local pesticide drift requirements regarding application of 2,4-D herbicides. Where states have more stringent regulations, they must be observed.

Equipment

All ground application equipment must be properly maintained and calibrated using appropriate carriers or surrogates. Do not apply with a nozzle height greater than 4 feet above the target site.

9. Weeds Killed			
Amaranth, purple	Cupid shaving Brush	Mustard, ball	Speedwell, common
Amaranth, slender	Cudweed	Mustard, black	Speedwell, corn
Aster, heath	Daisy, English	Mustard, blue	Speedwell, ivyleaf
Aster, white heath	Daisy, oxeye	Mustard, hedge	Speedwell, persian
Aster, purple	Dandelion, common	Mustard, Indian,	Speedwell, purslane
Aster, white prairie	Dandelion, false	Mustard, tansy	Speedwell, slender
Artichoke	Day flower	Mustard, tumble	Speedwell, snow
Austrian fieldcress	Deadnettle	Mustard, white	Speedwell, thymeleaf
Bedstraw, Catchweed	Dichondra	Mustard, wormseed	Spiny amaranth
Bedstraw, smooth	Dock, broadleaf	Nettle, stinging (burning)	Spurge, spotted
Bedstraw, Northern	Dock, curly	Nettle, tall	Spurge, prostrate
Bedstraw, pineywoods	Dogbane	Nettle, wood	Spurweed
Beggarticks, hairy	Dogfennel	Parsley-piert	Star of Bethlehem
Betony, Florida	Dollarweed (Pennywort)	Parsnip	Strawberry, India mock
Bindweed, Field	Dove weed	Pearlwort	Tansy ragwort
Bindweed, Hedge	Elderberry	Pennycress (frenchweed)	Tanweed
Bitter Wintercress	Falseflax	Pepperweed, perennial	Thistle, blessed
Bittercress, hairy	False sunflower	Pepperweed, virginia	Thistle, bull
Bitterweed	Fiddleneck	(Peppergrass)	Thistle, canada
Black-eyed Susan	Filaree, redstem	Pigweed, prostrate	Thistle, flodman (prairie)
Black Medic	Filaree, whitestem	Pigweed, redroot	Thistle, musk
Blood flower milkweed	Fleabane, daisy (annual)	Pigweed, russian	Thistle, platte
Blue lettuce	Fleabane, rough	Pigweed, smooth	Thistle, plumeless
Brassbuttons	Galinsoga, hairy	Pigweed, tumble	Thistle, russian
Bristly oxtongue	Galinsoga, smallflower	Pineapple weed	Thistle, scotch
Broomweed	Goldenrod	Plains coreopsis (tickseed)	Thistle, wavyleaf
Buckhorn	Ground ivy	Plantain, blackseed	Thistle, yellow (horrible)
Bullnettle	Groundsel	Plantain, bracted	Trailing crownvetch
Burclover	Gumweed	Plantain, broadleaf	Velvetleaf
Burdock	Hairy fleabane	Plantain, buckhorn	Vervain, blue
Burweed, lawn (spurweed)	Hawkweed, meadow	Plantain, hoary	Vervain, hoary
Buttercup, bulbous	Hawkweed, mouseear	Plantain, narrowleaf	Vervain, prostrate
Buttercup, creeping	Hawkweed, orange	Plantain, slender	Vervain, tall

9. Weeds Killed

Buttonweed, common (poorjoe)	Hawkweed, yellow	Plantain, woolly	Vetch, bird
Buttonweed, virginia	Healall	Poison ivy	Vetch, hairy
Carolina geranium (wild)	Heartleaf drymary	Poison oak	Vetch, milk
Carpetweed	Hemp	Pokeweed	Vetch, narrowleaf
Catnip	Henbit	Prairie Sunflower	Vetch, wild
Catsear, spotted (false dandelion)	Hoary cress	Prickly lettuce (compass plant)	Virginia creeper
Chamber bitter	Horsenettle	Prickly sida	Western clematis
Chickweed, common	Horseweed	Prostrate knotweed	Western salsify
Chickweed, mouseear	Jimsonweed	Puncturevine	Wild aster
Chickweed, sticky	Johnny-Jumpup violet	Purshlane, common	Wild buckweat
Chicory	Knawel	Pusley, brazil	Wild carrot
Cinquefoil	Knotweed, prostrate	Pusley, florida	Wild four-o'clock
Clover, crimson	Kochia	Pusley, large flower	Wild garlic
Clover, alyce	Lambsquarters	Ragweed, bur	Wild lettuce
Clover, hop	Lespedeza	Ragweed, common	Wild marigold
Clover, rabbit foot	Mallow, alkali	Ragweed, lanceleaf	Wild mustard (yellow rocket)
Clover, red	Mallow, bristly	Ragweed, western	Wild onion
Clover, strawberry	Mallow, common	Redstem filaree	Wild parsnip
Clover, yellow sweet	Mallow, dwarf	Rough cinquefoil	Wild radish
Clover, white sweet	Mallow, venice	Scarlet pimpernel	Wild rape
Clover, white	Marcela	Shepherd's purse	Wild strawberry
Cockle	Matchweed	Smartweed, ladysthumb	Wild sweet potato
Cocklebur	Mexicanweed	Smartweed, pale	Wild violet
Cocklebur, oriental	Moneywort	Smartweed, pennsylvania	Woodsorrel, creeping
Cocklebur, spiny	Morningglory, bigroot	Smooth chaff-flower	Woodsorrel, violet
Common mullein	Morningglory, ivyleaf	Smoothdock	Woodsorrel, yellow (Oxalis)
Corn Spurry	Morningglory, mexican	Sorrel, red (sheep)	Woolly croton
Creeping Beggarweed	Morningglory, red	Sowthistle, annual	Wormseed
Creeping Jenny (creeping charlie)	Morningglory, tall	Sowthistle, spiny	Yarrow, common
	Morningglory, woolly	Spanish needles	Yarrow, western
	Mugwort	Speedwell, bi-lobed	Yarrow, yellow

[Back Panel] [Restatement of information in the Directions For Use]

Getting Started

Kills:

Dandelion, Clover, Thistle and over [XXX] other weeds listed.

Where To Use:

On established lawns without harming lawn grasses when used as directed (Do not use on St. Augustinegrass, bentgrass, carpetgrass, dichondra, legumes, and lawns where desirable clovers are present).

Amount To Use:

Cool Season Turfgrasses: Annual bluegrass, annual ryegrass, Kentucky bluegrass, perennial ryegrass, tall fescue, and red or fine leaf fescues

Warm Season Turfgrasses: Bahiagrass, buffalograss, common bermudagrass, hybrid bermudagrass, and zoysiagrass (Slight turf yellowing will disappear after about 1 week):

Spot Treatments: Mix 1.1 to 1.5 fl. oz. in 1 gallon of water to treat 1,000 sq. ft.

Entire Lawn Treatments:

- Pump Style Sprayer: Mix 1.1 to 1.5 fl.oz. in [0.5 to] 1 gallon of water to treat 1,000 sq.ft.
- [12 volt &] Tow-Behind Sprayers: Mix 1.1 to 1.5 fl. oz. in 1 gallon of water to treat 1,000 sq. ft.

[Optional tabular presentations]

Table 1. Spot Treatment of annual bluegrass, annual ryegrass, Kentucky bluegrass, perennial ryegrass, tall fescue, red or fine leaf fescues, bahiagrass, buffalograss, common bermudagrass, hybrid bermudagrass, and zoysiagrass (Slight turf yellowing will disappear after about 1 week)

Tank Size	Concentrate to add to tank	Coverage Area
1 gal	1.1 to 1.5 fl. oz.	1,000 sq. ft.

Table 2. Entire Lawn Treatment of annual bluegrass, annual ryegrass, Kentucky bluegrass, perennial ryegrass, tall fescue, and red or fine leaf fescues and bahiagrass, buffalograss, common bermudagrass, hybrid bermudagrass, and zoysiagrass (Slight turf yellowing will disappear after about 1 week)

Tank Size	Concentrate to add to tank	Coverage Area
1 gal	1.1 to 1.5 fl. oz.	1,000 sq. ft.
15 gal	16.5 to 22.5 fl.oz.	15,000 sq. ft.
25 gal	27.5 to 37.5 fl. oz.	25,000 sq. ft.

Coverage:

This [size] bottle treats up to XXXX sq. ft. of Annual bluegrass, Annual ryegrass, Bahiagrass, buffalograss, common bermudagrass, hybrid bermudagrass, Kentucky bluegrass, perennial ryegrass, tall fescue, red or fine leaf fescues and zoysiagrass.

Telephone Icon

Computer Icon

For questions or comments call toll-free 1-800-884-3179 Mon. – Fri. 8:00 a.m. – 4:30 p.m. CST or visit GordonsUSA.com

APPENDIX

1. Statements which may appear on different label components depending on packaging configuration.

- See next panel for additional Precautionary Statements and First Aid
- Net Contents: _____
- EPA Est. No. _____

2. Advertising claims that may be presented on container labeling, advertisements, brochures, and other marketing/sales promotional materials:

- Treats northern and southern grasses including zoysia, bermuda, St. Augustine, Kentucky bluegrass, ryegrass, fescue and bentgrass.



- Controls dandelion, knotweed, henbit, chickweed, plantain, spurge and many other broadleaf weeds, including those listed on this label.
- One gallon covers up to 3.5 acres
- One gallon covers up to 152,460 square feet
- One quart covers up to 38,115 square feet
- For quarts: This container (32 fl.oz. or 1 quart) will treat 0.5 to 0.87 acre of turfgrass.
- For gallons: This container (128 fl.oz. or 1 gallon) will treat 2.0 to 3.5 acres of turfgrass.
- 3-Way Herbicide
- Contains TRIMEC® Herbicide
- Peel here to open [instructions for fix-a-form label]
- Controls Dandelion, Clover, Knotweed, Henbit, Chickweed, Plantain, Spurge and many other broadleaf weeds.
- XXX Covers Up To YYY [acres, sq.ft.]
- Water-based formula
- Water-based formulation
- Rain-fast in as little as 8 hours
- Rain-fast [Rainproof] in 8 hours
- Proven performance
- Consistently controls dandelion, spurge, clover, plantain, ground ivy, oxalis and [various other listed weeds].
- Controls many major lawn [turf] weeds as listed
- Effective post-emergent control at a wide range of temperatures
- From the makers of Trimec® herbicides.
- Trimec® is a registered trademark of PBI/Gordon Corporation.
- [For] fast dandelion knock-down
- For use on: Bluegrass, Fescues, Perennial Ryegrass, [Bermudagrass, Zoyziagrass (other warm-season species listed)]
- For use on cool- and warm-season turf[grass]
- Economical — lower cost water-based formulation
- Economical control of a wide spectrum of broadleaf weeds
- Easy cleanup
- Suitable for applications up to 90°F
- Foliar absorption
- Outstanding broadleaf weed control
- For use on [sites listed]

- Controls Dandelion, Clover, Knotweed, Henbit, Chickweed, Plantain, Spurge and many other broadleaf weeds.
- Registered for use on [in] cool- and warm-season grasses
- Three ingredients provides a broad spectrum of weed control
- Three ingredients controls a broad spectrum of weeds
- Water-based formula[tion]
- Economical — lower cost water-based formulation
- Mixes with Water
- Concentrate
- Keep from freezing.
- Low-odor [formula][tion]
- No lingering odor
- Rain-fast [Rainproof] [in as little as] 8 hours
- Suitable for applications up to 90°F
- Effective post-emergent control at a wide range of temperatures
- Foliar absorption
- Proven performance
- Starts working overnight
- Easy cleanup
- For use on [sites listed]
- For use on: Bluegrass, Fescues, Perennial Ryegrass, [Bermudagrass, Zoyziagrass (other warm-season species listed)]
- For use on cool- and warm-season turf[grass]
- Treats northern and southern grasses.
- [Perfect] [Made] for use with [all] 12 volt ATV & Tow-Behind Sprayers
- [Perfect] [Made]For [all] [12 volt spray equipment] [12 volt sprayers] [tank sprayers] [tank-type sprayers] [pump-style sprayers] [pump sprayers]
- From the makers of Trimec® herbicides.
- Trimec® is a registered trademark of PBI/Gordon Corporation.
- Contains Trimec® Herbicide
- For information call XXX-XXX-XXXX [contact www.xxx-xxxx.com]
- Guaranteed Results
- CONTROLS:
 - SENSITIVE WEEDS: Bedstraw, Black Medic, Buckhorn, Chickweed, Clover, Dandelion, Knotweed, Lambsquarters, Peppergrass, Plantain, Purslane, Ragweed, Shepherd's purse, and Wild Lettuce.
 - HARD-TO-KILL WEEDS: Chicory, Creeping Charlie, Creeping Jenny, Dock, Ground Ivy, Heal-All, Lespedeza, Mallow, Morningglory, Oxalis, Pigweed, Poison Ivy, Poison Oak, Sheep Sorrel, Speedwell, Spurge, Wild Carrot, Wild Onion, Yarrow and many other listed broadleaf weeds.
- Outstanding broadleaf weed control
- Kills [Controls] XXX+ [broadleaf] weeds.
- Kills Over XXX Weeds [as listed] [see complete weed listing inside] [as listed in Country & Suburban Lawns]
- Kills Over XXX Listed Weeds [in Country & Suburban Lawns]
- [Consistently] controls dandelion, spurge, chickweed [may be replaced with any listed weeds], and many other [hard-to-control] [listed] [broadleaf] weeds. [various other listed weeds].
- [For] fast dandelion knock-down
- Controls major lawn [turf] weeds
- Kills [Controls] even the tough weeds...roots and all!
- Kills the root.
- Won't harm [lawns] [lawn grass] [when used according to label directions] [(when used as directed)].
- [Container size] [=] [Makes] up to XXX gallons [of spray]
- [Container size] Treats [Covers] up to XXXX sq. ft. [Northern Grasses] [Southern Grasses]

- [20 fl.oz. bottle] Treats [Covers] up to XXXX sq. ft. (Northern Grasses)
- [20 fl.oz. bottle] Treats [Covers] up to XXXX sq. ft. (Southern Grasses)
- Bonus Size
- XX% More Free!
- Pre-Measured [Concentrate] Bottles
- Pre-Measured for xx gals. of spray
- This product kills over XXX listed types of broadleaf weeds. The Trimec® formula goes beyond dandelions, clovers and chickweeds to stop even the toughest weeds like thistle, ragweed and creeping Charlie in country and suburban lawns.
- [Product Name] is highly effective against over XXX weeds that can invade country and suburban lawns. This package size is just the right amount to make XX gallons of spray to treat XXX sq. ft. of all listed lawn types. Ideal for use with all 12 volt ATV and tow-behind spray equipment!

DOCUMENT CONTROL INFORMATION

1. Unique Label Identifier: 002217-00694.20141106.amend-proposed-clean(withDrift)

2. Reason for Issue: EPA Comments #2; with drift language change