

<p>(A) EPA</p>	<p>United States Environmental Protection Agency Office of Pesticide Programs (H7505C) Washington, DC 20460</p>	<p><input type="checkbox"/> Registration <input type="checkbox"/> Amendment <input checked="" type="checkbox"/> Other</p>	<p>OPP Identifier Number 195719</p>
Application for Pesticide:			

Section I

<p>1. Company/Product Number 2217-681</p>	<p>2. EPA Product Manager Joanne Miller</p>	<p>3. Proposed Classification <input type="checkbox"/> None <input type="checkbox"/> Restricted</p>
<p>4. Company/Product (Name) Trimec^(R) Liquid Weed and Feed</p>	<p>PM# (PM 23)</p>	
<p>5. Name and Address of Applicant (Include ZIP Code) PBI/Gordon Corporation PO Box 14090 1217 West 12th Street Kansas City, MO 64101 <input type="checkbox"/> Check if this is a new address</p>		<p>6. Expedited Review. In accordance with FIFRA Section 3(c)(3) (b)(i), my product is similar or identical in composition and labeling to: EPA Reg. No. _____ Product Name _____</p>

Section II

<p><input type="checkbox"/> Amendment - Explain below</p> <p><input type="checkbox"/> Resubmission in response to Agency letter dated _____</p> <p><input checked="" type="checkbox"/> Notification - Explain below.</p>	<p><input type="checkbox"/> Final printed labels in response to Agency letter dated _____</p> <p><input type="checkbox"/> "Me Too" Application.</p> <p><input type="checkbox"/> Other - explain below.</p>
--	--

Explanation: Use additional page(s) if necessary. (For section I and Section II.)

NOTIFICATION: Revision of the wetlands warning statement within the Environmental Hazards section according to definition stated in Pesticide Regulation (PR) Notice 93-3, "Labeling Statement Prohibiting Application to Water", March 9, 1993. This is to certify that this notification meets every requirement of PR-Notice 88-6. Three copies of the revised labeling are enclosed.

**NOTIFICATION
LABEL NOT REVIEWED
PER PR NOTICE 88-6**

Section III

DATE: 7/12/93

1. Material This Product Will Be Packaged In:

<p>Child-Resistant Packaging <input type="checkbox"/> Yes* <input type="checkbox"/> No</p>	<p>Unit Packaging <input type="checkbox"/> Yes <input type="checkbox"/> No</p>	<p>Water Soluble Packaging <input type="checkbox"/> Yes <input type="checkbox"/> No</p>	<p>2 Type of Container <input type="checkbox"/> Metal <input type="checkbox"/> Plastic <input type="checkbox"/> Glass <input type="checkbox"/> Paper <input type="checkbox"/> Other (Specify) _____</p>
<p>* Certification must be submitted.</p>		<p>If "Yes," Unit Package wgt. No. per container</p>	<p>If "Yes," Package wgt. No. per container</p>

3. Location of Net Contents Information
 Label Container

4. Size(s) of Retail Container

5. Location of Label Directions
 Or, Label
 On Labeling accompanying product

6. Manner in Which Label is Affixed To Product
 Lithograph
 Paper glued
 Sterciled
 Other (_____)

Section IV

1. Contact Point (Complete items directly below for identification of individual to be contacted, if necessary, to process this application.)

Name James A. Armbruster, Ph.D.	Title Mgr. Regulatory Services	Telephone No. (include Area Code) (816)421-4070
---	--	---

<p style="text-align: center;">Certification</p> <p>I certify that the statements I have made on this form and all attachments thereto are true, accurate and complete. I acknowledge that any knowingly false or misleading statement may be punishable by fine or imprisonment or both under applicable law.</p>		<p>6. Date Application Received (Stamp) </p>
<p>2. Signature </p>	<p>3. Title Mgr. Regulatory Services</p>	
<p>4. Typed Name James A. Armbruster, Ph.D.</p>	<p>5. Date May 20, 1993</p>	

2046

TRIMEC® LIQUID WEED & FEED 15-0-0

Contains TRIMEC® Turf Herbicide

KEEP FROM FREEZING

1 QUART COVERS UP TO 5,000 SQ. FT. OR
(2 QUARTS COVERS UP TO 10,000 SQ.FT.)

CONTROLS: Dandelion, Chickweed, Knotweed, Henbit, Plantains, Clover,
Spurge and many other broadleaf lawn weeds.

The fast, easy way to weed control and fertilize your lawn.
No Spreading No Complicated Mixing

ACTIVE INGREDIENTS:

* Dimethylamine Salt of 2,4-Dichlorophenoxyacetic acid	5.670%
** Dimethylamine Salt of 2-(2-methyl-4-chlorophenoxy) propionic acid.....	2.736%
*** Dimethylamine Salt of Dicamba (3,6-dichloro-o-anisic acid).....	0.619%
INERT INGREDIENTS	<u>90.975%</u>
TOTAL 100.000%	

THIS PRODUCT CONTAINS:

- 0.440 lb. 2,4-Dichlorophenoxyacetic acid equivalent per gallon or 4.711%
- 0.211 lb. 2-(2-methyl-4-chlorophenoxy) propionic acid equivalent per gallon or 2.261%
- 0.048 lb. Dicamba (3,6-dichloro-o-anisic acid equivalent per gallon or 0.514%

Isomer Specific by AOAC Methods.

TRIMEC® is a registered trademark of PBI/GORDON CORPORATION.

KEEP OUT OF REACH OF CHILDREN

CAUTION

STATEMENT OF PRACTICAL TREATMENT


In case of contact, wash skin with plenty of soap and water.
For eyes, flush with water for 15 minutes and get medical attention.

See back panel for additional precautionary statements.

NET CONTENTS ONE QUART (NET WEIGHT: 2 LBS 5 OZ)
OR NET CONTENTS TWO QUARTS (NET WEIGHT: 4 LBS 10 OZ)

803/ AP052093
EPA REG. NO. 2217-681
EPA EST. NO. 2217-KS-1

Mfd. by PBI/GORDON CORPORATION
KANSAS CITY, MISSOURI 64101



2 346

STOP! READ THE ENTIRE LABEL FIRST. OBSERVE ALL PRECAUTIONS AND FOLLOW DIRECTIONS CAREFULLY.

PRECAUTIONARY STATEMENTS

Hazards to Humans and Domestic Animals:

CAUTION: Harmful if swallowed. Avoid contact with eyes, skin or clothing. Wear long pants, long-sleeved shirt and shoes when applying this product. Wear goggles when applying this product.

When using this product, wear long-sleeved shirt, long pants, socks, shoes and rubber gloves. After using this product, rinse gloves before removing, remove clothing and launder separately before reuse, and promptly and thoroughly wash hands and exposed skin with soap and water. Remove saturated clothing as soon as possible and shower.

In case of contact, immediately flush eyes or skin with plenty of water. If irritation develops get medical attention. Avoid contamination of food or feedstuffs.

ENVIRONMENTAL HAZARDS: This product is toxic to aquatic invertebrates. Drift or runoff may adversely affect aquatic invertebrates and nontarget plants. For terrestrial uses, do not apply directly to water, to areas where surface water is present or to intertidal areas below the mean high water mark. Do not contaminate water when disposing of equipment washwaters. Do not apply when weather conditions favor drift from target area. Do not contaminate domestic or irrigation waters.

DIRECTIONS FOR USE:

It is a violation of Federal Law to use this product in a manner inconsistent with its labeling.

Do not allow people (other than applicator) or pets on treatment area during application. Do not enter treatment areas until spray has dried or dust has settled.

STORAGE: Keep from freezing. Store in original container in a locked storage area inaccessible to children. Do not store near food or feedstuffs.

PESTICIDE DISPOSAL: Securely wrap original container in several layers of newspaper and discard in trash.

CONTAINER DISPOSAL: Do not reuse container. Rinse thoroughly before discarding in trash.

OTHER USE PRECAUTIONS: Do not allow spray to drift to vegetables, flowers, ornamental plants, shrubs, trees and other desirable plants since injury may result. Do not spray when grass is emerging from dormancy. Do not apply to newly seeded lawn grasses until well established. Do not spray when the temperature exceeds 85°F. Seed can be sown 3-4 weeks after application. Do not use on carpetgrass, dichondra, St. Augustinegrass, centipedegrass, closely-mowed bentgrass, nor on lawns or turf where desirable clovers are present. Do not spray roots of trees and ornamentals. Do not exceed specified dosages for any area; be particularly careful within dripline of trees and other ornamental species.

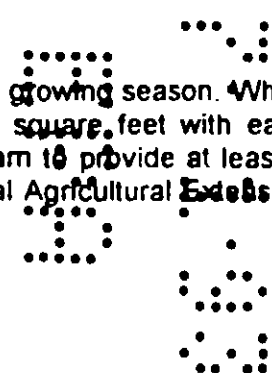
GUARANTEED ANALYSIS

Total Nitrogen (N), Not less than.....15.00%
15% Urea Nitrogen -- Derived from Urea

OPTION A OR B TO BE USED DEPENDING ON THE SUBREGISTRATION

OPTION (A)

A lawn will typically utilize 1 to 4 pounds of nitrogen per 1,000 square feet each growing season. When applied as directed this product supplies 0.069 pounds of nitrogen per 1,000 square feet with each application. Use this product in conjunction with an additional fertilization program to provide at least 1 pound of nitrogen per 1,000 square feet each growing season. Consult your local Agricultural Extension agent for the proper amount of nitrogen to be applied in your area.



4276

OPTION (B)

Liquid Weed & Feed should be supplemented by Liquid Lawn Fertilizer every 3 weeks from March through September (or April through October depending upon the growing season in your area). Please consult your local extension office for questions concerning a regular fertilizer program.

WHERE TO USE:

LIQUID WEED & FEED may be used on bahiagrass, bermudagrass, bluegrass, fescue, perennial ryegrass or zoysiagrass lawns, vacant lots, playgrounds and other similar areas where broadleaf weeds are present. This product is especially effective on all hard-to-kill weeds such as poison ivy, poison oak, sheep sorrel and spurge. In addition LIQUID WEED & FEED controls most other broadleaf weeds, including sensitive weeds such as chickweed, clover, dandelion, knotweed and plantain.

WHEN TO USE:

1. Spray at any time during the growing season when weeds are actively growing.
2. On new lawns, wait until the grass has reached a height of 2 inches before making an overall spray treatment. Wait 3 weeks after application before seeding or planting stolons.
3. Poor weed control may result if spray is applied during drought or just before rain.
4. For best results, mow 1 to 2 days before treating.
5. Do not water lawn within 24 hours after treatment.

The maximum application rate to turf is 1.0 pound 2,4-D acid equivalent per acre per application per site. The maximum number of broadcast applications per treatment site is 2 per year.

HOW TO USE: SHAKE WELL BEFORE USING.

OPTIONS C thru K (ONE TO BE USED DEPENDING ON LABEL)

OPTION (C)

Connect spray nozzle to Garden hose; remove safety cap from container; attach tube to applicator and insert tube section. Attach container to end of nozzle. Turn on water; place finger over hole on right side of nozzle and proper ratio of LIQUID WEED & FEED will automatically be dispersed. Spray directly over area requiring application evenly and uniformly.


OPTION (D)

This half-gallon package is intended as a refill for the quart hose-end sprayer applicator/container of LIQUID WEED & FEED. However, this product may be used in any hose-end sprayer in which herbicides have been used.

Add LIQUID WEED & FEED to the hose-end sprayer jar. DO NOT ADD WATER TO THE JAR. Shake jar well. One-half gallon will fill your quart hose-end sprayer twice. One quart covers 5,000 square feet. One-half gallon will cover up to 10,000 square feet.

OPTION (E)

1. Attach spray nozzle to garden hose. Turn nozzle clockwise to firmly attach it to hose.
2. Remove cap from bottle (directions on cap) and screw bottle into spray nozzle.
3. Turn the on/off switch on top of the spray nozzle counter clockwise to the "OFF" position. Then turn on the water at the faucet.
4. To begin spraying, turn the sprayer nozzle switch clockwise to the "ON" position. The water automatically mixes with the product. Walk at a steady pace spraying in a side to side arc, slightly overlapping treated areas. Refer to graduated scale on side of container to guide coverage.
5. To stop spraying, turn the sprayer nozzle switch counter clockwise to the "OFF" position and turn off water at the faucet.



276

OPTION (F)

1. Attach garden hose to connector on dispenser.
2. Insert screwdriver into slot in orange lock ring and twist, snapping lock ring in two.
3. Remove both parts of separated lock ring.
4. Turn arrow on activator switch to OFF position.
5. Push activator switch securely down against top of sprayer. This will pierce the safety seal inside the dispenser.
6. To begin spraying, turn on water and then move activator switch to the ON position.
7. To stop dispensing the product, turn off water.

OPTION (G)

1. Connect spray nozzle to garden hose. Be sure that valve is in "OFF" position.
2. Remove bottle cap and screw bottle onto nozzle. Turn on water.
3. Turn valve to "ON" position to start flow of water. Use valve to shut off flow of water at any time.

OPTIONS H OR I (ONE TO BE USED DEPENDING ON PACKAGING USED)

OPTION H

Check handy measuring guide to determine remaining area to be covered.

OPTION I

Check handy measuring guide to see how much of this liquid has been used.

OPTION J to be used on label for 1/2 gallon (2 quart) container

HOW TO USE:

1. SHAKE WELL BEFORE USING.
2. Unscrew the cap from this container and carefully remove the foil seal.
3. Fill the hose-end sprayer jar with the amount of product specified in the chart below. DO NOT DILUTE THIS PRODUCT WITH WATER when filling the sprayer jar.
4. Attach the sprayer to garden hose.
5. Turn water on at full volume.
6. Hold the sprayer at waist level with the nozzle pointed away from the face and body.
7. Walk back and forth over lawn while spraying (as you would when mowing), covering the lawn thoroughly. Overlap slightly for uniform coverage.

OPTION K to be used on label for 1 quart container

HOW TO USE:

1. SHAKE WELL BEFORE USING.
2. Connect spray nozzle to garden hose.
3. Remove white cap from bottle and screw bottle into the spray nozzle.
4. Turn the black "on-off" lever to the "off" position by turning to the right, turn water on full volume.
5. Hold the sprayer at waist level with nozzle pointed away from the face and body.
6. To spray, turn the black "on-off" lever to the center "c 1" position.
7. Walk back and forth over lawn while spraying (as you would when mowing), covering the lawn thoroughly. Overlap slightly for uniform coverage.

WEEDS CONTROLLED

Bedstraw	Ground Ivy	Peppergrass	Speedwell	•••••
Black Medic	Heal-All	Pigweed	Sourgrass	•••••
Buckhorn	Henbit	Plantains	Tristyle	•••••
Burdock	Knotweed	Poison Ivy	Wild Carrot	•••••
Chicory	Lambsquarter	Poison Oak	Wild Garlic	•••••
Chickweed	Lespedeza	Purslane	Wild Lettuce	•••••
Clover	Mallow	Ragweed	Wild Onion	•••••
Dandelion	Morningglory	Sheep Sorrel	Yarrow	•••••
Dock	Oxalis	Shepherdspurse		•••••

10470

LIMITED WARRANTY AND DISCLAIMER.

The manufacturer warrants only that the chemical composition of this product conforms to the ingredient statement given on the label, and that the product is reasonably suited for the labeled use when applied according to the Directions for Use.

THE MANUFACTURER NEITHER MAKES NOR INTENDS ANY OTHER EXPRESS OR IMPLIED WARRANTIES, INCLUDING ANY WARRANTY OF MERCHANTABILITY OR FITNESS FOR A PARTICULAR PURPOSE, WHICH ARE EXPRESSLY DISCLAIMED. This limited warranty does not extend to the use of the product inconsistent with label instructions, warnings or cautions, or to use of the product under abnormal conditions such as drought, excessive rainfall, tornadoes, hurricanes, etc. These factors are beyond the control of the manufacturer or the seller. Any damages arising from a breach of the manufacturer's warranty shall be limited to direct damages, and shall not include indirect or consequential damages such as loss of profits or values, except as otherwise provided by law.

The terms of this Limited Warranty and Disclaimer cannot be varied by any written or verbal statements or agreements. No employee or agent of the seller is authorized to vary or exceed the terms of this Limited Warranty and Disclaimer in any manner.

