



UNITED STATES ENVIRONMENTAL PROTECTION AGENCY

WASHINGTON, D.C. 20460

OFFICE OF  
PREVENTION, PESTICIDES  
AND TOXIC SUBSTANCES

DEC 9 1997

Mr. Craig Martin  
PBI/Gordon Corporation  
P.O. Box 014090  
1217 West 12th Street  
Kansas City, MO 64101

Dear Ms. Griffin:

Subject: Label Amendments  
Acme Agricultural Products  
Norosac 4G Dichlobenil Herbicide  
EPA Reg. No. 2217-675  
Your submission dated September 24, 1997

The amendment referred to above, submitted in connection with registration under the Federal Insecticide, Fungicide and Rodenticide Act (FIFRA), as amended is acceptable provided that you make the labeling changes to your first aid statements listed below before you release the product for shipment bearing the amended labeling:

1. Include a separate cover page for the non-agricultural label reflecting the product name, Barrier Ornamental Landscaping Herbicide.
2. Amend your non-agricultural use requirements to agree with one of the following suggested statement from the Label Review Manual: "Keep children and pets out of the treated area until sprays have dried." or "Keep unprotected persons out of treated areas until sprays have dried."
3. Submit one (1) copy of your final printed labeling before you release the product for shipment.

A stamped copy of the labeling is enclosed for your records.

Sincerely,

James A. Tompkins  
Product Manager (25)  
Herbicide Branch  
Registration Division (7505C)

2 9 9

# ACME<sup>®</sup> AGRICULTURAL PRODUCTS NOROSAC<sup>®</sup> 4G

ACCEPTED  
with COMMENTS  
In EPA Letter Dated

## DICHLORBENIL HERBICIDE

DEC 9 1997

Under the Federal Insecticide,  
Fungicide, and Rodenticide Act  
as amended, for the pesticide  
registered under EPA Reg. No.

A Selective Herbicide For Control Of Crabgrass, Foxtail, Shepherdspurse,  
~~Horsetail, Pigweed,~~ Quackgrass, Canada Thistle, Leafy Spurge, Fescue,  
and Certain Other Annual and Perennial Weeds.

ACTIVE INGREDIENT:		
Dichlobenil: 2,6-dichlorobenzonitrile.....		4.0%
INERT INGREDIENTS:.....		<u>96.0%</u>
	TOTAL	100.0%

ACME<sup>®</sup> is a registered trademark of PBI/Gordon Corporation.  
NOROSAC<sup>®</sup> is a registered trademark of PBI/Gordon Corporation.


### KEEP OUT OF REACH OF CHILDREN

### CAUTION

See back of bag for additional Precautionary Statements.

**NET WEIGHT: 25 or 50 POUNDS**

504/ APXXXXXX  
EPA REG. NO. 2217-675  
EPA EST. NO. 407-IA-1  
MANUFACTURED BY:





**READ THE ENTIRE LABEL FIRST. OBSERVE ALL PRECAUTIONS AND FOLLOW DIRECTIONS CAREFULLY.**

**PRECAUTIONARY STATEMENTS**

**Hazards to Humans & Domestic Animals**

**CAUTION:** Harmful if swallowed. Do not breathe dust. Do not allow contact with eyes or skin.

**Personal Protective Equipment (PPE):**

Applicators and other handlers must wear long-sleeved shirt and long pants, waterproof gloves, and shoes plus socks. Follow manufacturer's instructions for cleaning/maintaining PPE. If no such instructions for washables, use detergent and hot water. Keep and wash PPE separately from other laundry.

**User Safety Recommendations:**  
*Users should:*  
◆ Wash hands before eating, drinking, chewing gum, using tobacco or using the toilet

**Statement of Practical Treatment**

**IF SWALLOWED:** Induce vomiting by drinking water and touching back of throat with finger. Do not induce vomiting or give anything by mouth to an unconscious person.

**IF INHALED:** Remove victim to fresh air.

**IF IN EYES:** Flush with plenty of water. Get medical attention if irritation persists.

**IF ON SKIN:** Wash with plenty soap and water.

**ENVIRONMENTAL HAZARDS:**

Cover, collect, or incorporate granules spilled on the soil surface. For terrestrial uses, do not apply directly to water, or to areas where surface water is present, or to intertidal areas below the mean high water mark. Do not contaminate water when disposing of equipment washwaters.

**DIRECTIONS FOR USE**

It is a violation of Federal law to use this product in a manner inconsistent with its labeling.

Do not apply this product in a way that will contact workers or other persons, either directly or through drift. Only protected handlers may be in the area during application.

For any requirements specific to your State or Tribe, consult the agency responsible for pesticide regulation.

**AGRICULTURAL USE REQUIREMENTS**

Use this product only in accordance with its labeling and with the Worker Protection Standard, 40 CFR part 170.

This standard contains requirements for the protection of agricultural workers on farms, forests, nurseries, and greenhouses, and handlers of agricultural pesticides. It contains requirements for training, decontamination, notification, and emergency assistance. It also contains specific instructions and exceptions pertaining to the statements on this label about personal protective equipment and restricted-entry interval. The requirements in this box only apply to uses of this product that are covered by the Worker Protection Standard.

Do not enter or allow worker entry into treated areas during the restricted-entry interval (REI) of 12 hours.

**Exception:** If the product is soil-injected or soil incorporated, the Worker Protection Standard, under certain circumstances, allows workers to enter the treated area if there will be no contact with anything that has been treated.

For early entry to treated areas that is permitted under the Worker Protection Standard and that involves contact with anything that has been treated, such as plants, soil, or water, wear: coveralls, waterproof gloves and shoes plus socks.

**(FOR BAGS)**

**STORAGE & DISPOSAL**

Do not contaminate water, food, or feed by storage or disposal.

**STORAGE:** Store in original bag in a locked storage area inaccessible to children or pets. Storage area should be cool and dry. Keep bag tightly closed. Reseal bag by rolling down top to product level and taping or clipping. Do not store near seeds, bulbs, or in greenhouses.

**PESTICIDE DISPOSAL:** Wastes resulting from the use of this product may be disposed of at an approved waste disposal facility.

**CONTAINER DISPOSAL:** Completely empty bag into application equipment. Then dispose of empty bag in a sanitary landfill, or by incineration, or if allowed by State and local authorities by burning. If burned stay out of smoke.

**(FOR SPRED-RITE® SPREADER)**

**STORAGE & DISPOSAL**

Do not contaminate water, food or feed by storage or disposal.

**STORAGE:** Store in original container in a locked storage area inaccessible to children or pets. Storage area should be cool and dry. Keep container tightly closed using disc seal inside cap. Do not store near seeds, bulbs, or in greenhouse.

**PRODUCT DISPOSAL:** Securely wrap original container in several layers of newspaper and discard in trash.

**CONTAINER DISPOSAL:** Refill the Spred-Rite® applicator with Norosac® 4G granules available in 5 lb. bags. Do not use this applicator for any other purpose. When applicator becomes inoperable or is no longer wanted rinse thoroughly and place in trash collection.

**PERENNIAL WEED CONTROL:**

This product is recommended for control of certain perennial weeds such as Artemisia, Canada Thistle, Curly Dock, False Dandelion (Catsear), Fescue, Horsetail, Leafy Spurge, Orchardgrass, Quackgrass, Russian Knapweed, Timothy, Wild Artichoke, Wild Aster, Wild Carrot, and Yellow Rocket in Established Woody Ornamentals and Fruit and for control in noncrop areas such as along roads and highways, parks, around buildings, hedges and trees, play and sports grounds, along fences, railroad and utility right-of-ways and installations.

**SOIL SURFACE TREATMENT:**

Apply as soil surface treatment from late fall through early spring. For best results, applications in the states of Maine, Vermont, New Hampshire, Massachusetts, Rhode Island, Connecticut, New York, Michigan, Wisconsin, Minnesota, North Dakota, South Dakota and Montana should be made in early spring after soil has thawed. Do not apply to frozen soil or over the top of the snow. Old weed growth should not be removed before application. Do not make surface application to areas which have been cultivated during the fall or summer prior to application.

**INCORPORATED TREATMENT:**

Apply and incorporate immediately after application in late fall or very early spring.

**ANNUAL WEED CONTROL:**

This product is recommended for control of annual grass and broadleaf weeds such as: Annual Bluegrass (*Poa annua*), Bluegrass, Bull Thistle, Camphorweed, Carpetweed, Chickweed, Citronmelon, Coffeeweed, Crabgrass, Cudweed, Dandelion, Dogfennel, Evening Primrose, Fiddleneck, Florida Purslane (Pusley), Foxtail, Gisekia, Groundsel, Henbit, Jerusalemoak, Goosefoot, Knotweed, Lambsquarters, Maypops, Milkweed Vine (*Morrenia odorata*), Miners Lettuce, Natalgrass, Old Witchgrass, Peppergrass, Pineappleweed, Plantain, Purslane, Ragweed, Red Deadnettle, Redroot Pigweed, Rosarypea, Russian Thistle, Shepherdspurse, Smartweed, Spanishneedles, Spurge, Teaweed, Texas Panicum (Hurrahgrass), Wild Barley, Wild Mustard, Wild Radish, and Yellow Woodsorrel.

Apply in early spring before seeds of annual weeds germinate or after cultivation has removed the growing weeds. Distribute granules uniformly over the soil surface. If treatment is followed by application of 1/2 to 1 inch of water by overhead irrigation, the lower rates are recommended. Shallow incorporation immediately after application is recommended in southern areas. In other areas, shallow incorporation or sprinkler irrigation is suggested when applications are made during periods of high temperatures.

**FRUIT IN ORCHARDS AND NURSERIES:**

Do not plant rotational crops, on which dichlobenil is not registered, in treated soil within one (1) year after application. Do not allow livestock to graze treated orchards. This product may be used on the following crops:

**A. Apple, Blueberry, Cherry, Grape, Pear:** May be used on bearing, non-bearing and nursery stock. Do not apply until 4 weeks after transplanting. Do not make application within one month of harvest on stone fruits. Apply 100 to 150 pounds per acre for annual weed control based on area actually treated. For control of perennial weeds apply 150 pounds per acre. Follow General Directions for Use.

**B. Blackberry and Raspberry:** For control of annual weeds follow General Directions for Use, except use only on established plantings and do not apply more than 100 pounds per acre. Do not apply during new shoot emergence.

**WOODY ORNAMENTALS (ESTABLISHED AND NURSERY STOCK):**

For control of annual weeds this product may be used on the following plants. Apply 100 to 150 pounds per acre, based on area actually treated. Do not apply until 4 weeks after transplanting. Follow Directions for Use above. For control of perennial weeds listed, apply 150 to 200 pounds per acre. Do not apply more than 150 pounds per acre on Azalea, Boxwood, Euonymus, Forsythia, Heather, Holly, Ivy, Lilac, Leucothoe. Do not apply more than 150 pounds per acre on plantings less than one year old. Follow Directions for Use listed above.

Do not apply to containers in which nursery stock is grown.

Amur corktree	Filbert	Mountain ash
Arborvitae	Flowering almond	Nandina
Ash	Flowering quince	Oak
Azalea <sup>1</sup>	Forsythia	Osmanthus (Holly-olive)
Barberry	Gardenia	Paxistima
Beauty bush	Goldenraintree	Pecan
Birch	Hackberry	Photinia
Boxelder	Heather	Pine*
Boxwood	Holly ( <i>Ilex</i> spp.) <sup>2</sup>	Pittosporum
Camellia	Honeysuckle	Poplar
Caragana	Ivy ( <i>Hedera helix</i> )	Privet
Cleyera ( <i>Cleyera japonica</i> )	Juniper	Pyracantha
Cotoneaster	Kinnikinnick	Rhododendron
Cottonwood	Laurel	Rockrose
Crabapple	Leucothoe	Rose
Deutzia	Lilac	Russian olive
Dogwood	Linden	Spirea
Eastern red cedar	Locust	Squawcarpet
Elm	Magnolia	Willow*
Ellwood false cypress*	Maple*	Weigela
English walnut	Mock orange	Yew ( <i>Taxus</i> )
Euonymus		
<sup>1</sup> Kurume, Mollis, Hardy hybrid types and hardy native species only.		
<sup>2</sup> Except <i>I. crenata</i> , <i>I. rotunda</i> , <i>I. vomitoria</i>		
*Not for use on these species within the State of California. Pine species are sensitive to injury from Norosac® 4G if applied within two years after transplanting.		

**USE PRECAUTIONS FOR WOODY ORNAMENTALS (ESTABLISHED AND NURSERY STOCK):**

- ◆ Do not use in seedbeds, transplant or cutting beds or greenhouses. Do not apply until 6 months after rooting of cuttings in the field or after planting rooted cuttings.
- ◆ Do not apply to areas on slopes above lawns or susceptible crops as runoff from treated area could cause injury.
- ◆ Do not apply on fruit stock within 3 months prior to or following grafting or budding of root stocks or planting of new grafts.
- ◆ Do not apply more than the maximum recommended amount per growing season. Do not use on "St. Lucie fine sand", "Arzell fine sand" or other light sandy soil.
- ◆ Do not graze livestock in treated areas.
- ◆ Avoid applications which allow Norosac® 4G granules to lodge in the foliage, particularly in conifer type species, such as pines, yews, etc.
- ◆ Do not allow Norosac® 4G granules to accumulate and be in contact with trunk at or below soil line.

**WEED CONTROL IN CRANBERRIES:**

Control of perennial and annual, broadleaf and grass weeds (including rushes and sedges) in cranberries can be obtained by use of this product.\*The following weeds are controlled: Sensitive Fern, Bracken Fern, Royal Fern, Hair Cap Moss, Common Horsetail, Water Horsetail (pipes), Rush (Juncus spp.), Dodder, Bluejoint grass, Rattlesnake grass, (Manna grass), Summer grass, Velvetgrass, Bent grasses, Little Hairgrass, Crabgrass, Rice Cutgrass, Bunch grass, Muskrat grass, Nutsedge, Short Wiregrass, Wideleaf grass, Stargrass, Woolgrass, Cotton grass, Needlegrass, Oniongrass, Arrowleaved Tear Thumb, Beggarsticks, Knotweed, Loosestrife, Marsh St. Johnswort, Tideland clover, Ragweed, Sorrel, Wild Strawberry, Aster, Buckbean, Hawkweed, Western Lilaeopsis, Marsh Pea, Plantain, Smartweed (Marshpepper, Pennsylvania, Spotted, Swamp and Water).

**CRANBERRIES**

**USE RATE:**

100 pounds Norosac® 4G per acre. Application should be made in early spring while perennial weeds are still dormant and annual weeds have not started to germinate or in late fall after crop has been harvested. Apply pre-budbreak or postharvest.

Multiple applications may be made as needed. Allow an interval of 3 to 6 weeks between treatments. Do not exceed 100 lbs. per acre in any twelve month period.

**USE PRECAUTIONS FOR CRANBERRIES:**

- ◆ Distribute granules uniformly. Avoid over application which may result from overlapping during treatment.
- ◆ Temporary reddening of cranberry plants may occur especially with late spring application or when applied on sandy bogs.
- ◆ Do not use on young beds or newly sanded beds or on bogs prior to or immediately after mowing for vines.
- ◆ Do not apply after cranberry plants start to bloom as yields may be reduced.
- ◆ Use lower rates on bogs with sandy soil or weak vines.

**NUTSEDGE CONTROL:**

To control nutsedge on mineral soils in areas on which containers of nursery stock are to be grown or held and in noncrop areas apply 250 to 500 pounds per acre and incorporate immediately to a depth of 4 to 6 inches. Seasonal control of annual weeds will also be obtained. Containers of plants listed above may be placed on treated soil immediately. Do not transplant into treated soil.

**Non-Agricultural Use Requirements**

The requirements in this box apply to uses of this product that are NOT within the scope of the Worker Protection Standard for agricultural pesticides (40 CFR Part 170). The WPS applies when this product is used to produce agricultural plants on farms, forests, nurseries, or greenhouses.

Keep all unprotected persons, children, livestock, and pets away from treated area or where there is danger of drift.

**VINYL POOL LINERS:**

Nutsedge can penetrate vinyl pool liners used in above ground pools. For control, apply at a rate of seven pounds per 1,000 square feet, immediately after the final grading has been achieved. Use a tiller or rake to mix into the top two to four inches of soil. After pool installation has been completed, twelve to eighteen inches of the perimeter should be cleared of grass and soil treated. It is recommended that the perimeter be treated annually.

**SUGGESTED TREATMENT GUIDE**

Pool Size	Treatment Needed
18' round	2.0 pounds
21' round	2.7 pounds
24' round	3.4 pounds
27' round	4.3 pounds
12 x 18' oval	1.6 pounds
12 x 24' oval	2.2 pounds
15 x 27' oval	3.0 pounds
15 x 30' oval	3.4 pounds
15 x 32' oval	3.6 pounds
18 x 33' oval	4.4 pounds

**UNDER ASPHALT:**

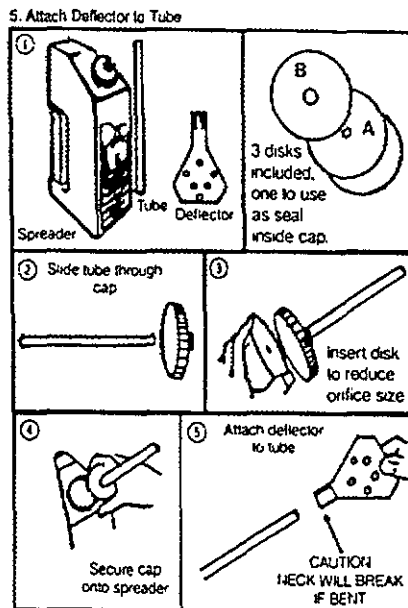
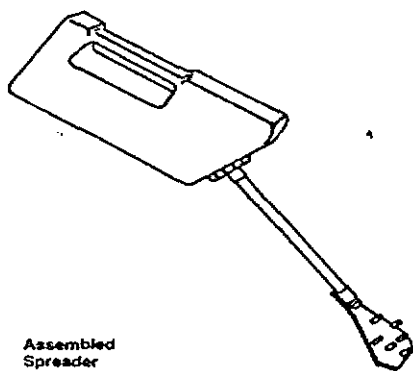
For general weed control under asphalt (in areas such as roadways, parking lots, recreational areas), after final grade is achieved, apply 250 to 300 pounds per acre (5¼ to 7 pounds per 1,000 square feet). Treated area should be covered with asphalt as soon as possible. For resurfacing work, existing weeds should be sprayed with a contact herbicide prior to application.

- INSTRUCTIONS FOR GRAVITY FLOW APPLICATOR -

HOW TO ASSEMBLE THE SPRED-RITE® GRAVITY-FLOW APPLICATOR

INSTRUCTIONS FOR ASSEMBLY OF SPREADER:

- 1. Illustration of Spreader, Tube Deflector
- 2. Illustration of Slide Tube Through Cap
- 3. Place Disk in Cap
- 4. Secure Cap onto Spreader
- 5. Attach Deflector to Tube



- DIRECTIONS FOR USE -

- 1. To start the flow of granules: Tilt the spreader down until granules flow through the tube and across the deflector.
- 2. To stop the granule flow: Tilt the spreader back toward the upright position.
- 3. To adjust the volume of granule flow: Use of the "A" or "B" disk in the cap adjusts the volume of granules that will flow through the tube. The smaller the orifice used the smaller the flow will be. To obtain maximum flow of granules, do not use either orifice disk.

CAUTION: Use without either orifice disk will result in an extremely rapid flow of granules that may cause over application and risk of damage to desirable plantings or result in a waste of the product.


- 4. To adjust the width of the band of granules: Hold the deflector close to the ground to produce a narrow band. As the deflector is raised, the band applied will widen. The spreader will apply a band of granules 30 to 36 inches wide when the deflector is held about 3 feet above the ground. By turning the deflector sideways, a 2 to 4 inch band will result.

Granules may be applied to cracks and other very narrow areas by removing the deflector head entirely. NOTE: When the spreader is used in this manner, the "A" disk should be used to slow down the flow of the granules.

- 5. Side delivery of granules: The operator can direct the granules out to the side and under hedges, bleachers, guardrails, etc. while walking straight ahead. Hold spreader parallel to the body, but with deflector positioned sideways.
- 6. The amount of granules applied will depend on the orifice disk used and the speed the person walks while making the application.
- 7. Refer to the rate diagrams for the pattern of granules for the various recommended rates. These patterns should be duplicated as nearly as possible for best results.



DENSITY OF GRANULAR COVERAGE AT VARIOUS RATES



**LIMITED WARRANTY AND DISCLAIMER.**

The manufacturer warrants only that the chemical composition of this product conforms to the ingredient statement given on the label, and that the product is reasonably suited for the labeled use when applied according to the Directions for Use.

THE MANUFACTURER NEITHER MAKES NOR INTENDS ANY OTHER EXPRESS OR IMPLIED WARRANTIES, INCLUDING ANY WARRANTY OF MERCHANTABILITY OR FITNESS FOR A PARTICULAR PURPOSE, WHICH ARE EXPRESSLY DISCLAIMED. This limited warranty does not extend to the use of the product inconsistent with label instructions, warnings or cautions, or to use of the product under abnormal conditions such as drought, excessive rainfall, tornadoes, hurricanes, etc. These factors are beyond the control of the manufacturer or the seller. Any damages arising from a breach of the manufacturer's warranty shall be limited to direct damages, and shall not include indirect or consequential damages such as loss of profits or values, except as otherwise provided by law.

The terms of this Limited Warranty and Disclaimer cannot be varied by any written or verbal statements or agreements. No employee or agent of the seller is authorized to vary or exceed the terms of this Limited Warranty and Disclaimer in any manner.