

2217-656

4/16/2014

1/20



UNITED STATES ENVIRONMENTAL PROTECTION AGENCY
Washington, D.C. 20460

OFFICE OF
CHEMICAL SAFETY AND
POLLUTION PREVENTION

NOTIFICATION

APR 16 2014

James Kuntsman
PBI/Gordon Corporation
PO Box 014090
Kansa City, Missouri 64101

Subject: Notifications per PR Notice 98-10
Product Name: Trimex 992 Broadleaf Herbicide
EPA Registration Number: 2217-656
Application Dated: March 4, 2014
Decision Number: 489243

Dear Mr. Kuntsman:

The Agency is in receipt of your Application for Pesticide Notification under Pesticide Registration Notice (PRN) 98-10 for the subject product. Our review finds that the action falls within the scope of PRN 98-10. The label submitted with the application has been date-stamped "Notification" and placed in our records.

If you have any questions, please contact Sarah Meadows at (703)347-0505 or at meadows.sarah@epa.gov.

Sincerely,

A handwritten signature in cursive script that reads "Beth Benbow".

Handwritten initials "for" in cursive script.

Kathryn V. Montague
Product Manager 23
Herbicide Branch
Registration Division (7505P)
Office of Pesticide Programs

2/20

TRIMEC® 992 BROADLEAF HERBICIDE

EPA Reg. No. 2217-656

Two sublabels represent the entire or master label of Trimec 992 Broadleaf Herbicide. Please refer to the appropriate section of the labeling as shown as follows: -

Section
Label language common to all sublabels
Sublabel 1. Existing DFU
Sublabel 2. Rewrite DFU in Company Standard Format
Appendix
Document Control Information

Label Language Common To All Sublabels

TRIMEC® 992 BROADLEAF HERBICIDE

EPA Reg. No. 2217-656

Use this product only in accordance with its labeling and with the Worker Protection Standard, 40 CFR Part 170.

ACTIVE INGREDIENT:

Dimethylamine salt of 2,4-dichlorophenoxyacetic acid	30.56%
Dimethylamine salt of (+)-(R)-2-(2-methyl-4-chlorophenoxy)propionic acid	8.17%
Dimethylamine salt of dicamba: 3,6-dichloro-o-anisic acid	2.77%

INERT OTHER INGREDIENTS: 58.50%

TOTAL 100.00%

THIS PRODUCT CONTAINS:

- 2.38 lb 2,4-dichlorophenoxyacetic acid equivalent per gallon or 25.38%.
- 0.63 lb (+)-(R)-2-(2-methyl-4-chlorophenoxy)propionic acid equivalent per gallon or 6.75%.
- 0.21 lb 3,6-dichloro-o-anisic acid equivalent per gallon or 2.30%.

Isomer Specific by AOAC Methods.

TRIMEC® is a registered trademark of PBI/Gordon Corporation.

KEEP OUT OF REACH OF CHILDREN

DANGER - PELIGRO

Si Usted no entiende la etiqueta, busque a alguien para que se la explique a Usted en detalle. (If you do not understand the label, find some one to explain it to you in detail.)

KEEP FROM FREEZING

STOP! READ THE ENTIRE LABEL FIRST. OBSERVE ALL PRECAUTIONS AND FOLLOW DIRECTIONS CAREFULLY.


PRECAUTIONARY STATEMENTS

Hazards to Humans and Domestic Animals

DANGER: Corrosive. Causes irreversible eye damage. Harmful if swallowed. Harmful if absorbed through skin. Do not get in eyes, on skin, or on clothing. Wash thoroughly with soap and water after handling and before eating, drinking, chewing gum, using tobacco or using the toilet. Remove and wash contaminated clothing before reuse.

Personal Protective Equipment (PPE)

Some materials that are chemical-resistant to this product are natural rubber. If you want more options, follow the instructions for category A on an EPA chemical-resistance category selection chart.



All mixers, loaders, applicators and other handlers must wear*:

- Protective eyewear,
- long-sleeved shirt and long pants,
- shoes and socks,
- chemical-resistant gloves and
- chemical-resistant apron when mixing or loading, cleaning up spills or equipment, or otherwise exposed to the concentrate.

* Applicators may choose not to wear protective eyewear ONLY with dilutions rates greater (higher) than 5:1 or greater (higher) than 5 parts of water to 1 part of product.

See engineering controls for additional requirements.

Engineering Control Statements

When handlers use closed systems or enclosed cabs in a manner that meets the requirements listed in the Worker Protection Standard (WPS) for agricultural pesticides [40 CFR 170.240 (d)(4-6)], the handler PPE requirements may be reduced or modified as specified in the WPS.

User Safety Requirements

Follow manufacturer's instructions for cleaning/maintaining PPE. If no such instructions for washables exist, use detergent and hot water. Keep and wash PPE separately from other laundry. Discard clothing and other absorbent material that have been drenched or heavily contaminated with the product's concentrate. Do not reuse them.

User Safety Recommendations	
<ul style="list-style-type: none"> • Users should wash hands before eating, drinking, chewing gum, using tobacco, or using the toilet. • Users should remove clothing/PPE immediately if pesticide gets inside. Then wash thoroughly and put on clean clothing. If pesticide gets on skin, wash immediately with soap and water. • Users should remove PPE immediately after handling this product. Wash the outside of gloves before removing. As soon as possible, wash thoroughly and change into clean clothing. 	

First Aid	
If in eyes:	<ul style="list-style-type: none"> • Hold eye open and rinse slowly and gently with water for 15-20 minutes. • Remove contact lenses, if present, after the first 5 minutes, then continue rinsing eye. • Call a poison control center or doctor for treatment advice.
If swallowed	<ul style="list-style-type: none"> • Call a poison control center or doctor immediately for treatment advice. • Have person sip a glass of water if able to swallow. • Do not induce vomiting unless told to do so by the poison control center or doctor. • Do not give anything by mouth to an unconscious person.
If on skin or on clothing:	<ul style="list-style-type: none"> • Take off contaminated clothing. • Rinse skin immediately with plenty of water for 15 - 20 minutes. • Call a poison control center or doctor for treatment advice.
If inhaled:	<ul style="list-style-type: none"> • Move person to fresh air. • If person is not breathing, call 911 or an ambulance, then give artificial respiration, preferably mouth-to-mouth if possible. • Call a poison control center or doctor for treatment advice.

Have the product container or label with you when calling a poison control center or doctor or going for treatment. You may also contact 1-877-800-5556 for emergency medical treatment advice.

NOTE TO PHYSICIAN: Probable mucosal damage may contraindicate the use of gastric lavage.

Environmental Hazards

This pesticide is toxic to fish and aquatic invertebrates and may adversely affect non-target plants. Do not apply directly to water, to areas where surface water is present, or to intertidal areas below the mean high water mark. Drift and runoff may be hazardous to aquatic organisms in water adjacent to treated areas. Do not contaminate water when disposing of equipment wash waters or rinsate.

This chemical has properties and characteristics associated with chemicals detected in groundwater. The use of this chemical in areas where soils are permeable, particularly where the water table is shallow, may result in groundwater contamination. Application around a cistern or well may result in contamination of drinking water or groundwater.

DIRECTIONS FOR USE

It is a violation of Federal law to use this product in a manner inconsistent with its labeling.

Do not apply this product in a way that will contact workers or other persons, either directly or through drift. Only protected handlers may be in the area during application. For any requirements specific to your State or Tribe, consult the agency responsible for pesticide regulation.

Agricultural Use Requirements

Use this product only in accordance with its labeling and with the Worker Protection Standard, 40 CFR part 170.

This standard contains requirements for the protection of agricultural workers on farms, forests, nurseries, and greenhouses, and handlers of agricultural pesticides. It contains requirements for training, decontamination, notification, and emergency assistance. It also contains specific instructions and exceptions pertaining to the statements on this label about personal protective equipment and restricted-entry interval. The requirements in this box only apply to uses of this product that are covered by the Worker Protection Standard.

Do not enter or allow worker entry into treated areas during the restricted-entry interval (REI) of 48 hours.

PPE required for early entry to treated areas that is permitted under the Worker Protection Standard and that involves contact with anything that has been treated, such as plants, soil, or water is:

- coveralls worn over short-sleeved shirt and short pants,
- chemical-resistant footwear plus socks,
- chemical-resistant gloves made of any water-proof material,
- Chemical-resistant headgear for overhead exposure
- protective eyewear.

Non-Agricultural Use Requirements

The requirements in this box apply to uses of this product that are NOT within the scope of the Worker Protection Standard for agricultural pesticides (40 CFR Part 170). The WPS applies when this product is used to produce agricultural plants on farms, forests, nurseries, or greenhouses.

Reentry Statement: Do not enter or allow people (or pets) to enter the treated area until sprays have dried.

STORAGE AND DISPOSAL

Do not contaminate water, food, or feed by storage or disposal.

PESTICIDE STORAGE: Store in original container in a locked storage area inaccessible to children or pets. Keep from freezing.

PESTICIDE DISPOSAL: Pesticide wastes are acutely hazardous. Improper disposal of excess pesticide, spray mixture, or rinsate is a violation of Federal law. If these wastes cannot be disposed of by use according to label instructions, contact your State Pesticide or Environmental Control Agency, or the Hazardous Waste Representative at the nearest EPA Regional Office for guidance.

[For Plastic Containers – Nonrefillable with capacities equal to or less than 5 gallons:]

CONTAINER HANDLING: Nonrefillable container. Do not reuse or refill this container. Offer for recycling, if available, or puncture and dispose of in a sanitary landfill, or by incineration, or, if allowed by state and local authorities, by burning. If burned, stay out of smoke.

Triple rinse [or pressure rinse] container (or equivalent) promptly after emptying.

Triple rinse as follows: Empty the remaining contents into application equipment or a mix tank and drain for 10 seconds after the flow begins to drip. Fill the container 1/4 full with water and recap. Shake for 10 seconds. Pour rinsate into application equipment or a mix tank or store rinsate for later use or disposal. Drain for 10 seconds after the flow begins to drip. Repeat this procedure two more times.

[Pressure rinse as follows: Empty the remaining contents into application equipment or a mix tank and continue to drain for 10 seconds after the flow begins to drip. Hold container upside down over application equipment or mix tank or collect rinsate for later use or disposal. Insert pressure rinsing nozzle in the side of the container, and rinse at about 40 PSI for at least 30 seconds. Drain for 10 seconds after the flow begins to drip.]

[For Plastic Containers – Nonrefillable with capacities greater than 5 gallons:]

CONTAINER HANDLING: Nonrefillable container. Do not reuse or refill this container. Offer for recycling, if available, or puncture and dispose of in a sanitary landfill, or by incineration, or, if allowed by state and local authorities, by burning. If burned, stay out of smoke.

Triple rinse [or pressure rinse] container (or equivalent) promptly after emptying.

Triple rinse as follows: Empty the remaining contents into application equipment or a mix tank. Fill the container 1/4 full with water. Replace and tighten closures. Tip container on its side and roll it back and forth, ensuring at least one complete revolution, for 30 seconds. Stand the container on its end and tip it back and forth several times. Turn the container over onto its other end and tip it back and forth several times. Empty the rinsate into application equipment or a mix tank or store rinsate for later use or disposal. Repeat this procedure two more times.

[Pressure rinse as follows: Empty the remaining contents into application equipment or a mix tank and continue to drain for 10 seconds after the flow begins to drip. Hold container upside down over application equipment or mix tank or collect rinsate for later use or disposal. Insert pressure rinsing nozzle in the side of the container, and rinse at about 40 PSI for at least 30 seconds. Drain for 10 seconds after the flow begins to drip.]

[For Refillable Containers:]

CONTAINER HANDLING: Refillable container. Refill this container with pesticide only. Do not reuse this container for any other purpose.

Container cleaning: Cleaning the container before final disposal is the responsibility of the person disposing of the container. Cleaning before refilling is the responsibility of the refiller.

To clean the container before final disposal, empty the remaining contents from this container into application equipment or a mix tank. Fill the container about 10 percent full with water. Agitate vigorously or recirculate water with the pump for 2 minutes. Pour or pump rinsate into application equipment or rinsate collection system. Repeat this rinsing procedure two more times.

Use of this product in certain portions of California, Oregon, and Washington is subject to the January 22, 2004 Order for injunctive relief in *Washington Toxics Coalition, et.al. v. EPA*, C01-0132C, (W.D. WA). For further information, please refer to EPA web site: <http://www.epa.gov/espp/litstatus/wtc/qs-as.htm>.

LIMITED WARRANTY AND DISCLAIMER

IMPORTANT: Read this LIMITED WARRANTY AND DISCLAIMER before buying or using this product. By opening and using this product, buyer and all users agree to accept the terms of this LIMITED WARRANTY AND DISCLAIMER in their entirety and without exception. If the terms are not acceptable, return this product unopened immediately to the point of purchase, and the purchase price will be refunded in full.

It is impossible to eliminate all risks inherently associated with use of this product. Damage to the treated article, ineffectiveness, or other unintended consequences can result from use of the product under abnormal conditions such as weather, presence of other materials, or the manner of use or application, etc. Such factors and conditions are beyond the control of the manufacturer, and **BY PURCHASING AND USING THIS PRODUCT THE BUYER AND ALL USERS OF THIS PRODUCT AGREE TO ACCEPT ALL SUCH RISKS.** Buyer and all users further agree to assume all risks of loss or damage from the use of the product in any manner that is not explicitly set forth in or that is inconsistent with label instructions, warnings and cautions.

The manufacturer warrants only that this product conforms to the chemical description given on the label, and that the product is reasonably suited for the labeled use when applied according to the Directions for Use, subject to the inherent risks described below. **TO THE EXTENT CONSISTENT WITH APPLICABLE LAW, THE MANUFACTURER NEITHER MAKES NOR INTENDS ANY OTHER EXPRESS OR IMPLIED WARRANTIES, INCLUDING ANY WARRANTY OF MERCHANTABILITY OR FITNESS FOR A PARTICULAR PURPOSE, WHICH ARE HEREBY EXPRESSLY DISCLAIMED.**

THE EXCLUSIVE REMEDY OF BUYER AND ALL USERS OF THIS PRODUCT, AND THE EXCLUSIVE LIABILITY OF THE MANUFACTURER, FOR ANY AND ALL LOSSES, DAMAGES, OR INJURIES RESULTING FROM THE USE OR HANDLING OF THIS PRODUCT, WHETHER OR NOT BASED IN CONTRACT, NEGLIGENCE, STRICT LIABILITY IN TORT OR OTHERWISE, SHALL BE LIMITED, AT THE MANUFACTURER'S OPTION, TO REPLACEMENT OF OR THE REPAYMENT OF THE PURCHASE PRICE FOR THE QUANTITY OF PRODUCT WITH RESPECT TO WHICH DAMAGES ARE CLAIMED. TO THE EXTENT CONSISTENT WITH APPLICABLE LAW, IN NO CASE SHALL THE MANUFACTURER BE LIABLE FOR INCIDENTAL, CONSEQUENTIAL, OR SPECIAL DAMAGES RESULTING FROM THE USE OR HANDLING OF THIS PRODUCT. The Manufacturer must be promptly notified in writing of any claims, whether based in contract, tort, negligence, strict liability, or otherwise, to be eligible to receive either remedy stated above.

The terms of this LIMITED WARRANTY AND DISCLAIMER cannot be varied by any written or verbal statements or agreements at the point of sale or elsewhere. No employee or agent of the manufacturer or seller is authorized to vary or exceed the terms of this Limited Warranty and Disclaimer in any manner.

8/20

SUBLABEL 1

DIRECTIONS FOR USE

SOD FARMS:

Trimec® 992 Broadleaf Herbicide is intended for use on sod farms. Trimec® 992 Broadleaf Herbicide provides selective broadleaf control in warm season and cool season turfgrass established for commercial sod production.

APPLICATION SCHEDULES FOR SOD FARMS:

Apply Trimec® 992 Broadleaf Herbicide to broadleaf weeds that are actively growing. Follow-up applications may be required for dense infestations of perennial and biennial weeds. Do not apply this product to 'Floritam' St. Augustinegrass.

NEWLY SEEDED AREAS:

The application of Trimec® 992 Broadleaf Herbicide to grass seedlings is recommended after the second mowing

NEWLY SODDED, SPRIGGED, OR PLUGGED AREAS:

The application of Trimec® 992 Broadleaf Herbicide to newly sodded, sprigged, or plugged grasses should be delayed until 3 to 4 weeks after the sodding, sprigging, or plugging operations. Also, applications to dormant bermudagrass, dormant zoysiagrass, and dormant bahiagrass are suggested.

APPLICATION RATES FOR SOD FARMS:

Dosage rates and spray volume of Trimec® 992 Broadleaf Herbicide for use in commercial sod production are presented in Table 1.

Generally, the lower application rates within the specified range will provide satisfactory control of sensitive weed species. The higher application rates within the specified range will be required for dense infestations of perennial weeds, for adverse/extreme environmental conditions, or for weeds beyond the appropriate growth stages.

TABLE 1. USE RATE FOR SOD FARMS.		
Species	Amount of Product Pints/Acre	Spray Volume Gallons/Acre
Cool Season Turf		
Kentucky Bluegrass Perennial Ryegrass Fescue spp.	3.0 to 4.0	5 to 175
Creeping Bentgrass	1.8	5 to 175
Warm Season Turf		
Common Bermudagrass Hybrid Bermudagrass Bahigrass Zoysiagrass St. Augustinegrass	2.0 to 2.5	5 to 175

ORNAMENTAL LAWNS AND TURFGRASS:

WHERE TO USE:

Trimec® 992 Broadleaf Herbicide is intended to be applied by lawn care operators and landscape personnel for use in ornamental lawns and turf established in institutional, ornamental, and

residential/domestic sites. Institutional sites are defined as turf areas around properties or facilities providing a service to public or private organizations including, but not limited to hospitals, nursing homes, schools, museums, libraries, sport facilities, golf courses, and office buildings. Ornamental sites include turfgrass established around residences, parks, streets, retail outlets, cemeteries, industrial and institutional buildings. Finally, residential/domestic sites are defined as areas associated with the household or home life including apartment complexes, condominiums, and patient care areas of nursing homes, mental institutions, hospitals, or convalescent homes.

HOW MUCH TO USE:

For Kentucky Bluegrass, Fescue spp., Perennial Ryegrass, Bermudagrass and Zoysiagrass:

Apply 3.0 to 4.0 pints of Trimec® 992 Broadleaf Herbicide per acre with spray volumes ranging from 5 to 220 gallons per acre. Or, apply 1.1 to 1.5 fluid ounces of Trimec® 992 Broadleaf Herbicide per 1,000 square feet with spray volumes ranging from 0.5 to 5.0 gallons per 1,000 square feet of turf. For mature weeds, apply 3.25 to 4.0 pints of Trimec® 992 Broadleaf Herbicide per acre. The best time to control clover is in the fall. When making a spring application to control clover a 4 pints per acre rate is recommended.

For Closely Managed Bentgrass:

Apply a maximum rate of 1.8 pints of Trimec® 992 Broadleaf Herbicide per acre with spray volumes greater than 145 gallons per acre. The equivalent application rate would be 1.0 fluid ounce of Trimec® 992 Broadleaf Herbicide mixed with 5.0 gallons of water and applied to 1,500 square feet.

Note: Care should be taken to avoid overdosing bentgrass or injury may result. High spray volumes will provide uniform coverage.

For St. Augustinegrass:

Apply 2.3 pints of Trimec® 992 Broadleaf Herbicide per acre with spray volumes ranging from 40 to 150 gallons per acre. The equivalent application rate would be 1.3 fluid ounces of Trimec® 992 Broadleaf Herbicide in 5.0 gallons of water per 1,500 square feet.

Do not spray St. Augustinegrass when stressed from heat or drought. Slight turf yellowing should disappear after about one week. Cultivars vary in tolerance to this product. Do not apply this product to 'Floratum' St. Augustinegrass. Note: Care should be taken to avoid overdosing St. Augustinegrass or injury may result. High spray volumes will provide uniform coverage.

Refer to the chart below for additional application instructions.

APPLICATION METHODS	REMARKS
A. Kentucky Bluegrass, Fescue spp., Perennial Ryegrass, Bermudagrass and Zoysiagrass.	
Conventional Equipment:	Use 5 to 80 gallons of water per acre. (0.5 to 2.0 gallons of water per 1,000 square feet.)
Professional Lawn Maintenance:	Use 0.5 to 5.0 gallons of water per 1,000 square feet. Higher spray volumes may be used when tank mixed with a turf fertilizer. Follow fertilizer labels for proper amounts to add.
Controlled Droplet Applicators (CDA):	Reduced rates of Trimec® 992 Broadleaf Herbicide must be used when grass is stressed from heat or drought. Add 2.0 pints Trimec® 992 Broadleaf Herbicide to the Herbicide container then fill with 3.0 pints of water. Keeping the container agitated, spray entire contents over 33,000 square feet (approximately 0.75 acre). Do not overlap between spray patterns. Do not use this application rate on warm season grasses.
B. Closely Managed Bentgrass.	
	On closely managed bentgrass (e.g. bowling greens) apply Trimec® 992 Broadleaf Herbicide at a maximum rate of 1.0 fluid ounce in 5.0 gallons of water per 1,500 square feet preferably in May or mid-August through September. Slight turf yellowing will disappear after about one (1) week. (See Note.)

APPLICATION METHODS	REMARKS
C. St. Augustinegrass.	
	Apply Trimec® 992 Broadleaf Herbicide at 2.3 pints in up to 150 gallons of water per acre (1.3 fluid ounces Trimec® 992 Broadleaf Herbicide in 5.0 gallons of water per 1,500 square feet). Do not spray St. Augustinegrass when stressed from heat or drought. Slight turf yellowing should disappear after about one (1) week. (See Note.)
Note: Care should be taken to avoid overdosing bentgrass and St. Augustinegrass or injury may result. High spray volumes will aid in obtaining uniform coverage.	

Trimec® 992 Broadleaf Herbicide Controls:

BROADLEAF WEEDS			
annual fleabane	dock	jimsonweed	ragweed
aster, white heath & white prairie	dogfennel	kochia	redweed
bedstraw	dovefoot geranium	lambsquarters	red sorrel (*sheep sorrel)
beggarticks	English daisy	lawn burweed	roundleaf greenbriar
beggarweed, creeping	false dandelion (*spotted	lespedeza, common	shepherdspurse
bindweed	catsear & common	mallow, common	spotted spurge
birdsfoot trefoil	catsear)	matchweed	spurge
black medic	field bindweed	mouseear chickweed	sunflower
broadleaf plantain	(*morningglory & creeping	mustard	thistle
buckhorn plantain	jenny)	nettle	velvetleaf (*buttonweed)
bull thistle	field madder	old world diamond flower	Venice mallow
burclover	field oxeye-daisy	<i>Oxalis</i> (*yellow woodsorrel &	<i>Veronica</i> (*corn speedwell)
burdock, common	(*creeping oxeye)	creeping woodsorrel)	Virginia buttonweed
buttercup, creeping	field pennycress	parsley-piert	Virginia-creeper
Carolina geranium	filaree, whitestem &	Pennsylvania smartweed	western salsify
carpetweed	redstem	pennywort (*dollarweed)	white clover (*Dutch clover,
chickweed, common	Florida pusley	pepperweed	honeysuckle clover, white
chicory	ground ivy	pigweed	trefoil & purplewort)
cinquefoil	groundsel	pineappleweed	wild carrot
clover	hairy bittercress	plantain	wild garlic
cocklebur	hawkweed	poison ivy	wild geranium
compassplant	healall	poison oak	wild lettuce
curly dock	henbit	prostrate knotweed	wild mustard
dandelion	horsenettle	(*knotweed)	wild onion
dayflower	horseweed	puncturevine	wild strawberry
deadnettle	innocence (Blue-eyed	purple cudweed	yarrow
	Mary)	purslane	yellow rocket
*Synonyms			

USE PRECAUTIONS AND LIMITATIONS FOR SOD FARMS, ORNAMENTAL LAWNS, AND TURFGRASS:

- Do not apply this product through any type of irrigation system.
- Delay mowing 1 to 2 days before and after the application of this product.
- Do not apply this product immediately before rainfall or irrigation. Do not irrigate or water the turfgrass within 24 hours after application.
- Treated areas may be reseeded 3 to 4 weeks after application.
- Do not spray on carpetgrass, dichondra, nor on lawns or turf where desirable clovers are present.
- Use only lawn type sprayers. Do not exceed specified dosages for any area.
- Do not broadcast apply when air temperatures exceed 90°F; some injury may be expected with spot treatments when air temperatures exceed 90°F.
- After using this product, clean sprayer with soap or detergent and water, or an approved spray tank cleaner and rinse thoroughly before applying other pesticides. Failure to observe the above precautions may result in injury.
- Some hybrid bermudagrass may be sensitive to this product. Contact your local Extension Service Weed Control Specialist.

- Do not apply this product to St. Augustinegrass during spring green-up which is the transition period between dormancy and active growth.
- Do not use this product on or near desirable plants, including contact of spray on exposed root systems or adventitious shoots within the drip line of desirable trees and shrubs, since injury may result.

Limitations on broadcast treatments for ornamental turfgrass and sod farms:

The maximum application rate is 4.0 pints of product per acre per application (1.19 lb 2,4-D ae, 0.32 lb MCP-P ae, and 0.11 lb dicamba ae per acre per application). The maximum number of broadcast applications is limited to 2 per year with a minimum of 30 days between applications. The maximum seasonal rate is 8.0 pints of product per acre (2.38 lb 2,4-D ae, 0.63 lb MCP-P ae, and 0.21 lb dicamba ae per acre).

Limitations on spot treatments to residential turfgrass:

Spot treatment is defined as a treatment area no greater than 1,000 sq.ft. per acre. The maximum application rate is 1.5 fl.oz. per 1,000 sq.ft. per application (0.32 lbs MCP-P acid equivalent per acre). The maximum number of spot treatments is limited to 2 per year with a minimum of 30 days between applications.

Spray Drift Management

A variety of factors including weather conditions (e.g., wind direction, wind speed, temperature, relative humidity) and method of ground application can influence pesticide drift. The applicator must evaluate all factors and make appropriate adjustments when applying this product.

Droplet Size

When applying sprays that contain 2,4-D mixed with other active ingredients that require a Medium or more fine spray, apply only as a Medium or courser spray (ASAE standard 572) or a volume mean diameter of 300 microns or greater for spinning atomizer nozzles.

Wind Speed

Do not apply at wind speeds greater than 10 mph. Only apply this product if the wind direction favors on-target deposition and there are not sensitive areas (including, but not limited to, bodies of water, known habitat for nontarget species, nontarget crops) within 250 feet downwind. If applying a Medium spray, leave one swath unsprayed at the downwind edge of the treated field.

Temperature Inversions

If applying at wind speeds less than 3 mph, the applicator must determine if: a) conditions of temperature inversion exist, or b) stable atmospheric conditions exist at or below nozzle height. Do not make applications into areas of temperature inversions or stable atmospheric conditions.

Susceptible Plants

Do not apply under circumstances where spray drift may occur to food, forage, or other plantings that might be damaged or crops thereof rendered unfit for sale, use or consumption. Susceptible crops include, but are not limited to, cotton, okra, flowers, grapes (in growing stage), fruit trees (foliage), soybeans (vegetative stage), ornamentals, sunflowers, tomatoes, beans, and other vegetables, or tobacco. Small amounts of spray drift that might not be visible may injure susceptible broadleaf plants.

Other State and Local Requirements

Applicators must follow all state and local pesticide drift requirements regarding application of 2,4-D herbicides. Where states have more stringent regulations, they must be observed.

Equipment

All ground application equipment must be properly maintained and calibrated using appropriate carriers or surrogates. Do not apply with a nozzle height greater than 4 feet above the target site.

12/
20

SUBLABEL 2

DIRECTIONS FOR USE

1. Spray Drift Management

A variety of factors including weather conditions (e.g., wind direction, wind speed, temperature, relative humidity) and method of ground application can influence pesticide drift. The applicator must evaluate all factors and make appropriate adjustments when applying this product.

Droplet Size

When applying sprays that contain 2,4-D mixed with other active ingredients that require a Medium or more fine spray, apply only as a Medium or courser spray (ASAE standard 572) or a volume mean diameter of 300 microns or greater for spinning atomizer nozzles.

Wind Speed

Do not apply at wind speeds greater than 10 mph. Only apply this product if the wind direction favors on-target deposition and there are not sensitive areas (including, but not limited to, bodies of water, known habitat for nontarget species, nontarget crops) within 250 feet downwind. If applying a Medium spray, leave one swath unsprayed at the downwind edge of the treated field.

Temperature Inversions

If applying at wind speeds less than 3 mph, the applicator must determine if: a) conditions of temperature inversion exist, or b) stable atmospheric conditions exist at or below nozzle height. Do not make applications into areas of temperature inversions or stable atmospheric conditions.

Susceptible Plants

Do not apply under circumstances where spray drift may occur to food, forage, or other plantings that might be damaged or crops thereof rendered unfit for sale, use or consumption. Susceptible crops include, but are not limited to, cotton, okra, flowers, grapes (in growing stage), fruit trees (foliage), soybeans (vegetative stage), ornamentals, sunflowers, tomatoes, beans, and other vegetables, or tobacco. Small amounts of spray drift that might not be visible may injure susceptible broadleaf plants.

Other State and Local Requirements

Applicators must follow all state and local pesticide drift requirements regarding application of 2,4-D herbicides. Where states have more stringent regulations, they must be observed.

Equipment

All ground application equipment must be properly maintained and calibrated using appropriate carriers or surrogates. Do not apply with a nozzle height greater than 4 feet above the target site.

2. Product Description

Designed for [turfgrass applications] [non-crop] [and IVM (Industrial Vegetation Management)] applications, this product contains three active ingredients.

- (1) 2,4-D is an auxin-type herbicide which is a class of plant growth regulators. It is absorbed through the leaves and is translocated to the growing points of the plant, causing weed stems curl and twist, leaf cupping and withering, and eventual plant death.
- (2) MCPP-p (mecoprop-p) is an auxin-type herbicide, which is a class of plant growth regulators. It is absorbed through the leaves and is translocated to the growing points of the plant, causing weed stems curl and twist, leaf cupping and withering, and eventual plant death.

- (3) Dicamba is absorbed through the leaves and roots and has multiple modes of action for hard-to-kill broadleaf weeds.

Combining these herbicides provides a very wide spectrum of weed control for susceptible weeds. Trimec® 992 Broadleaf Herbicide controls weeds by affecting multiple sites within the broadleaf weeds. The symptoms of susceptible broadleaf weeds include leaf and stem curl or twisting, and weed yellowing.

These combined herbicides provide limited residual activity.

Trimec® 992 Broadleaf Herbicide offers these advantages:

- Excellent postemergent activity with proven performance.
- The combinations of these active ingredients provide effective weed control for common and troublesome weed species in turfgrass, including: dandelion, spurge and white clover.
- Rain-fast in as little as 8 hours
- Controls major lawn [turf] weeds
- Often, the weed injury symptoms can be noticed within hours of the application and plant death can occur within 14 to 21 days.

3. Spray Preparation and Tank Mixes

In certain applications, liquid fertilizer may replace part of the water.

Mixing with water:

Add one-half the required amount of water to the spray tank, then add Trimec® 992 Broadleaf Herbicide slowly with agitation, and complete filling the tank with water. Mix thoroughly and continue agitation while spraying. When this product is left standing for extended periods of time, re-agitate to assure uniformity of the spray mixture.

Mixing with liquid fertilizers:

Use suitable sources and rates of fertilizer based upon advice of your fertilizer supplier or State Extension Service Specialist.

Verify physical compatibility with a jar test: Always perform a jar test for compatibility before large scale mixing. The jar test can be conducted by mixing all components in a small container in proportionate quantities. If the mixture separates after standing and can be mixed readily by shaking, then the mixture can be used and applied with spray equipment providing continuous agitation. If large flakes, sludge, gels or other precipitates form, or if a separate oily layer or oil globules appear, then the herbicide and the liquid fertilizer must not be prepared as a tank mixture.

Liquid fertilizers are either solutions (true fluids) or suspensions. Mixing this product with suspensions or N-P-K solutions may not be satisfactory (may be marginal) without pre-mixing this product with water. Premixing this product with 2 to 4 parts water will ensure that the dispersants enable the herbicide to be suspended in the fertilizer.

Adjuvants and spray additives:

Adjuvants (such as surfactants, spreaders, spreader-stickers, spray thickeners, foaming agents, activators, detergents, and drift reducing agents) combined with this product can damage the leaf tissue of turfgrass. If any discoloration or cosmetic effects are objectionable or would be unacceptable, then adjuvant(s) combined with Trimec® 992 Broadleaf Herbicide would not be recommended. Do not use adjuvants and spray additive tank-mix combinations, unless your experience indicates that the tank mixture will not result in turf injury. When an adjuvant is used with this product, [name of registrant] recommends the use of Chemical Producers and Distributors Association (CPDA) certified adjuvant.

4. Ground Equipment

Spray distribution: The accuracy and uniformity of the herbicide distribution is the sole responsibility of the applicator. Power sprayers fitted with a boom or spray wand/gun may be used for broadcast applications and spot treatments. Boom sprayers equipped with appropriate nozzles, tips, and screens are suitable for broadcast applications. For best spray distribution and coverage, select a spray volume and delivery system that will ensure accurate and uniform coverage.

Spray volumes of 5 to 220 gallons per acre with spray pressures adjusted to between 20 to 40 psi. Note: For bentgrass (except golf greens) spray volumes, use 145 to 220 gallons per acre. Use higher spray volumes for dense weed populations (up to 220 gallons per acre or 5 gallons per 1,000 square feet).

- Calibration and proper application are essential when using this product.
- Over-application or rates above those specified on this label can cause turf injury.
- Hand-held technique: Wands fitted with flat fan nozzle tips may be used with the appropriate technique. Flat fan nozzles should not be waved in a back-and-forth motion, or in a side-to-side motion, or in a swinging arm motion. Instead, the nozzle should be held stationary at the proper height. Side-to-side motion results in uneven coverage.

Hand operated sprayers including backpack sprayers, compression sprayers are appropriate for small turfgrass areas.

After using this product, clean sprayer with soap or detergent and water, or an approved spray tank cleaner and rinse thoroughly before applying other pesticides.

5. Where to Use

This product provides broadleaf control in the following sites.

- **Ornamental Turfgrass sites:**
 - **Residential/domestic sites** are defined as areas associated with the household or home life including apartment complexes, condominiums, and patient care areas of nursing homes, mental institutions, hospitals, or convalescent homes.
 - **Ornamental turf sites** include turfgrass established around residences, parks, streets, retail outlets, cemeteries, industrial and institutional buildings, recreation areas, fairgrounds, areas adjacent to athletic fields and paved areas.
 - **Institutional sites** are defined as turf areas around properties or facilities providing a service to public or private organizations including, but not limited to hospitals, nursing homes, schools, museums, libraries, sport facilities, golf courses (fairways and roughs), and office buildings.
- **Non-cropland sites:** including farmyards, fencerows or fence lines, highway rights-of-way (principal, interstate, county, private, and unpaved roads): Roadsides, roadside ditches, road shoulders, road embankments, dividers, and medians; Industrial sites: Lumberyards, tank farms, fuel or equipment storage areas; Municipal, state, and federal lands: Airports and military installations; railroad rights-of-ways, railroad yards, railroad crossings and railroad bridge abutments; Utility rights-of-way: telephone, pipeline, electrical powerlines, and communication transmission lines.
- **Agricultural site:** Commercial sod production

Prohibitions of Sites:

- Do not apply to any body of water such as lakes, streams, rivers, ponds, reservoirs, or estuaries (salt water bays). Do not apply to any shorelines (non-cropland sites adjacent to the edges of a body of water) for lakes, streams, rivers, ponds, reservoirs, or estuaries (salt water bays).
- Do not apply to wetlands (swamps, bogs, potholes, or marshes).
- Do not apply to agricultural irrigation water or on agricultural irrigation ditchbanks and canals.
- Do not apply to agricultural drainage water or on agricultural ditchbanks.
- Applications to non-cropland areas are not applicable to treatment of commercial timber or other plants being grown for sale or other commercial use, or for commercial seed production, or for research purposes.

- Do not apply or allow this product to come into direct contact with cotton, grapes, tobacco, vegetable crops, flowers, fruit or ornamental trees, or other desirable broadleaf plants; small amounts of spray drift may injure susceptible plants, including ornamental trees or shrubs.

Turfgrass tolerance:

- The turfgrass tolerance to this product may vary and temporary turfgrass yellowing may occur. Adverse environmental conditions may reduce the selectivity on the turfgrass. Do not apply this product to stressed turf.
- Certain spray tank additives (adjuvants, wetting agents, surfactants), liquid fertilizers, and tank mixtures containing emulsifiable concentrates may reduce the selectivity on the turfgrass. Do not use adjuvants and spray additive tank-mix combinations, unless your experience indicates that the tank mixture will not result in turf injury. When an adjuvant is used with this product, [name of registrant] recommends the use of Chemical Producers and Distributors Association (CPDA) certified adjuvant.

Prohibitions:

- Do not apply this product to St. Augustinegrass, bentgrass greens, carpetgrass, dichondra, legumes, and lawns where desirable clovers are present.
- Do not broadcast apply this product when temperatures are above 90°F, some injury may be expected with spot treatments when air temperatures exceed 90°F. Where state, county or local governments have more stringent temperature regulations, these regulations must be observed.
- To avoid turf injury, use only on turfgrass that is reasonably free of stress from diseases, insects, excess heat or cold, drought or excess rainfall/irrigation, shaded areas, nematodes, improper mowing or improper applications of fertilizer and pesticides. Injury can occur if this product is applied under any of these or other stress conditions. Under any of these stress conditions, any turf damage caused by the use of this product is beyond the control of the registrant and all risk is assumed by the buyer and/or user.
- For ground application only; aerial applications are not permitted.
- Do not use this product on or near desirable plants, including contact of spray on exposed root systems or adventitious shoots within the dripline of desirable trees and shrubs, since injury may result.

6. Application Schedules

Apply this product to broadleaf weeds that are young and actively growing for the best results. Fall applications can provide improved control for emerged winter annuals and perennials such as henbit, chickweed, clover and ground ivy.

For the Listed Residential/domestic sites, Ornamental Turf sites, Institutional sites and Agricultural sites:

Do not apply more than two (2) broadcast treatments of this product per site per year. A second broadcast application or a follow-up application as a spot treatment is advised for more mature weeds, for dense infestations, and for adverse environmental conditions.

Spot treatments during the summer may be appropriate for sparse infestations, or as a follow-up treatment, or any time broadleaf weeds are actively growing.

For the Listed Non-cropland sites:

Use only one (a single) broadcast treatment of this product per site per year for woody plant infestations, or two broadcast treatments for annual and perennial weeds. It is required to wait 30 days between treatments and a spot treatment may be substituted for the second broadcast treatment if necessary.

Extremes in environmental conditions e.g. temperature and moisture, soil conditions, and cultural practices may affect the activity of this product. Under warm moist conditions, herbicide symptoms may be accelerated. While under very dry conditions, the expression of herbicide symptoms is delayed, and weeds hardened off by drought are less susceptible to this product.

16/
20

For newly seeded areas:

Delay application of this product to grass seedlings until after the second mowing.

For newly sodded, sprigged, or plugged areas:

The application of this product to newly sodded, sprigged, or plugged grasses should be delayed until 3 to 4 weeks after the sodding, sprigging, or plugging operations.

Reseeding interval:

Treated areas may be reseeded 3 weeks after application.

7. How Much to Use

USE RATES AND SPRAY VOLUMES:

Generally, the lower application rates within the specified range will provide satisfactory control of sensitive weed species. The higher application rates within the specified range will be required for dense infestations of perennial weeds, for adverse/extreme environmental conditions, or for weeds hardened off or more mature.

TABLE 1. USE RATES FOR ORNAMENTAL TURF SITES, NON-CROPLAND AND SOD FARMS		
Species	Rate	Spray Volume
Cool-season Turf		
Kentucky bluegrass, annual bluegrass, annual ryegrass, perennial ryegrass, tall fescue, red or fine leaf fescues	3.0 to 4 Pints/Acre (1.1 to 1.5 fl.oz./1,000 sq.ft.)	5 to 220 Gallons/Acre (0.125 to 5.0 Gallons/1,000 sq.ft.)
Creeping Bentgrass (excluding golf greens) Apply preferably in May or mid-August through September. Slight turf yellowing will disappear after about one (1) week. Note: Care should be taken to avoid overdosing bentgrass or injury may result.	1.8 Pints/Acre (0.66 fl.oz./1,000 sq.ft.)	145 to 220 Gallons/Acre (3.33 to 5.0 Gallons/1,000 sq.ft.) High spray volumes will provide uniform coverage.
Warm-season Turf		
Hybrid bermudagrass, common bermudagrass, zoysiagrass, buffalograss and bahiagrass Slight turf yellowing will disappear after about one (1) week.	3.0 to 4 Pints/Acre (1.1 to 1.5 fl.oz./1,000 sq.ft.) Sod Farms: 2 to 2.25 Pints/Acre (0.75 to 0.83 fl.oz./1,000 sq.ft.)	5 to 220 Gallons/Acre (0.125 to 5.0 Gallons/1,000 sq.ft.)
Note: Do not apply to above listed warm-season turfgrass unless some turf injury can be tolerated. It is impossible to test all environmental conditions for the listed warm-season turfgrass. Do not apply this product to warm-season turfgrass during spring green-up or in the fall during the transition period between active growth and dormancy. Dormant turf: This product may be applied to fully dormant bermudagrass, fully dormant Zoysiagrass, fully dormant buffalograss and fully dormant bahiagrass.		

SPOT TREATMENT:

WITH HAND OPERATED SPRAYERS (INCLUDING BACKPACK SPRAYERS AND PUMP-UP TYPE SPRAYERS):

- Apply any time the emerged broadleaf weeds are actively growing.
- Calibration and proper application are essential when using this product.
- Uniform applications are essential when using this product. Over application or rates above those specified on this label including excessive overlaps of this product can cause turf injury.

- Hand-held techniques: Wands fitted with flat fan nozzle tips may be used with the appropriate technique. Flat fan nozzles should not be waved in a back-and-forth motion, or in a side-to-side motion, or in a swinging arm motion. Instead, the nozzle should be held stationary at the proper height. Side-to-side motion results in uneven coverage.
- Follow-up applications as spot treatments at a 30 day interval are suitable for more mature weeds, for dense infestations, and for adverse environmental conditions.
- **For cool-season turfgrass (except Bentgrass) listed in Table 1:** Mix 1.1 to 1.5 fl.oz. of this product per one (1.0) gallon of water for treatment of approximately 1,000 sq.ft of turfgrass. Apply any time the emerged broadleaf weeds are susceptible.
- **For Bentgrass (excluding golf greens):** Mix 0.66 fl.oz. of this product per four (4.0) gallons of water for treatment of approximately 1,000 sq.ft of turfgrass. This high spray volume will provide uniform coverage. Apply any time the emerged broadleaf weeds are susceptible.
- **For warm-season turfgrass listed in Table 1:** Mix 0.75 to 0.83 fl.oz. of this product per one (1.0) gallon of water for treatment of approximately 1,000 sq.ft of turfgrass. Apply any time the emerged broadleaf weeds are susceptible.
- **Limitations on spot treatments to residential turfgrass:** Spot treatment is defined as a treatment area no greater than 1,000 sq.ft. per acre. The maximum application rate is 1.5 fl.oz. per 1,000 sq.ft. per application (0.33 lb MCPP-p acid equivalent per acre). The maximum number of spot treatments is limited to 2 per year with a minimum of 30 days between applications.

CULTURAL TIPS:

Irrigation:

- Do not apply this product through any type of irrigation system.
- Rainfast in as little as 8 hours. Do not apply this product immediately before rainfall or irrigation.
- If possible, do not irrigate or water the turfgrass within 8 to 24 hours after application.
- If dry conditions exist, a scheduled irrigation or watering 24 hours before and 24 hours after application is recommended.

Mowing:

- For optimum results, delay mowing 2 days before and until 2 days after the application of this product.

8. Broadleaf Weeds Controlled

Trimec® 992 Broadleaf Herbicide will control the following broadleaf weeds. Apply any time the emerged broadleaf weeds are susceptible.

BROADLEAF WEEDS			
annual fleabane	dogfennel	knotweed	red sorrel (*sheep sorrel)
aster, white heath & white prairie	dovefoot geranium	lambsquarters	roundleaf greenbriar
bedstraw	false dandelion (*spotted catsear & common catsear)	lawn burweed	shepherdspurge
beggarticks	field bindweed (*morningglory & creeping jenny)	lespedeza, common	spotted spurge
beggarweed, creeping	field madder	mallow, common	spurge
bindweed	field oxeye-daisy (*creeping oxeye)	matchweed	sunflower
birdsfoot trefoil	field pennycress	mouseear chickweed	thistle
black medic	filaree, whitestem & redstem	mustard	velvetleaf (*buttonweed)
broadleaf plantain	Florida pusley	nettle	Venice mallow
buckhorn plantain	ground ivy	old world diamond flower	Veronica (*corn speedwell)
bull thistle	groundsel	Oxalis (*yellow woodsorrel)	Virginia buttonweed ***
burclover	hairy bittercress	parsley-piert	Virginia creeper
burdock, common	hawkweed	Pennsylvania smartweed	western salsify
Carolina geranium	healall	pennywort (*dollarweed)	white clover (*Dutch clover,
carpetweed		pepperweed	honeysuckle clover, white
chickweed, common		pigweed	trefoil & purplewort)
chicory		pineappleweed	wild carrot
cinquefoil		plantain	wild garlic
clover		poison ivy	wild geranium
		poison oak	wild lettuce

BROADLEAF WEEDS			
cocklebur	henbit	prostrate knotweed	wild mustard
compassplant	horsenettle	(*knotweed)	wild onion
curly dock	horseweed	puncturevine	wild strawberry
dandelion	innocence (Blue-eyed Mary)	purple cudweed	yarrow
dayflower		purslane	yellow rocket
deadnettle	jimsonweed	ragweed	and many more broadleaf weeds
Dock	kochia	redweed	
* Synonyms			
** A repeat application may be required in 30 days			

9. For Use in Non-Cropland: Brush and Weed Control

High volume foliar applications:

Apply up to 1.15 gallons of product per 100 gallons of water or apply a 1.0 to 1.15% vol/vol spray solution as a full cover spray with high volume equipment. Use the lower spray concentrations in the range for susceptible species and use the higher spray concentrations within the range for hard-to-control species, for mature plants during the late summer or under adverse environmental conditions (e.g. drought).

Spray broadleaf weeds, woody plants or mixed brush uniformly and thoroughly by wetting all leaves, stems, bark and root collars. The minimum total volume of spray solution required for adequate coverage of solid stands of mixed brush is 25 gallons of spray solution per treated acre. The spray preparation chart for applications on a spray-to-wet basis is shown below in Table 3.

Table 3. Instructions for preparing 25 to 100 gallons of spray solution at 1.0 to 1.15% spray concentration with water for high volume foliar applications.

Spray solution per acre, Gallons	Amount of Product Needed for Spray Concentration of:	
	1.0%	1.15%
25	2.0 pt	2.3 pt
75	6.0 pt	6.9 pt
100	1.0 gal	1.15 gal

Equal measures: 1 gallon = 4 quarts = 8 pints = 128 fl.oz.

For Backpack Sprayers and Hand Pump-up Sprayers.

Table 4. Instructions for preparing 1 to 3 gallons of spray solution at 1.0 to 1.15% spray concentration with water for high volume foliar applications.

Gallons of Water	Amount of Product Needed for Spray Concentration of:	
	1.0%	1.15%
1	1.25 fl.oz. (2.5 Tablespoons)	1.5 fl.oz. (3 Tablespoons)
2	2.5 fl.oz.	3.0 fl.oz.
3	3.8 fl.oz.	4.5 fl.oz.

Equal measures: 1 fl.oz. = 2 tablespoons (Tbs.) = 6 teaspoons (tsp.)

BRUSH [WOODY PLANTS]:

Ash	Cedars	Multiflora rose	Sumac
Aspen	Elms	Oak	Willow
Birch	Gooseberry	Poison ivy	And many more brush species
Black cherry	Honey locust	Poison oak	
Brambles	Kudzu	Shortleaf pine	

TABLE 2. Restrictions on broadcast applications to ornamental turfgrass sites, sod farms, and non-cropland.

Use Site	Maximum Rate per Application	Maximum Number of Applications per Year	Minimum Interval Between Applications	Maximum seasonal rate
Ornamental turfgrass sites and sod farms	4.0 pints/A (1.19 lb 2,4-D ae/A) (0.33 lb MCP-p ae/A) (0.11 lb dicamba ae/A)	2	30 days	8.0 pints/A (2.37 lb 2,4-D ae/A) (0.65 lb MCP-p ae/A) (0.22 lb dicamba ae/A)
Non-cropland	4.0 pints/A (1.19 lb 2,4-D ae/A) (0.33 lb MCP-p ae/A) (0.11 lb dicamba ae/A)	2 (annual and perennial weeds)	30 Days	8.0 pints/A (2.37 lb 2,4-D ae/A) (0.65 lb MCP-p ae/A) (0.22 lb dicamba ae/A)

APPENDIX


1. Statements which may appear on different label components depending on packaging configuration.


- See next panel for additional Precautionary Statements and First Aid
- Net Contents: _____
- EPA Est. No. _____

2. Advertising claims that may be presented on container labeling, advertisements, brochures, and other marketing/sales promotional materials:

Advertising claims which may be presented on the container labels of supplemental registrants.

- 3-Way Herbicide
- Contains TRIMEC® Herbicide
- Peel here to open [instructions for fix-a-form label]
- PROKOZ® Delivering Solutions [logo/graphic]
- Consumer Access Numbers:
- For TRANSPORTATION Emergencies ONLY Call 24 Hours A Day 1-800-424-9300
- For PRODUCT USE Information Call 1-770-619-9832.
- Controls Dandelion, Clover, Knotweed, Henbit, Chickweed,
- Plantain, Spurge and many other broadleaf weeds.
- One Gallon Covers Up To [2.5] Acres.
- Water-based formula
- Water-based formulation
- Rain-fast in as little as 8 hours
- Rain-fast [Rainproof] in 8 hours
- Designed for woody brush control
- Proven performance
- Consistently controls dandelion, spurge, clover, plantain, ground ivy, oxalis and [various other listed weeds].
- Controls many major lawn [turf] weeds as listed
- Effective post-emergent control at a wide range of temperatures
- From the makers of Trimec® herbicides.
- Trimec® is a registered trademark of PBI/Gordon Corporation.
- A Trimec Complex [LOGO]





- Genuine Trimec Herbicide [LOGO]



- [For] fast dandelion knock-down
- For use on: Bluegrass, Fescues, Perennial Ryegrass, [Bermudagrass, Zoysiagrass (other warm-season species listed)]
- For use on cool- and warm-season turf[grass]
- Economical — lower cost water-based formulation
- Economical control of a wide spectrum of broadleaf weeds
- Easy cleanup
- Suitable for applications up to 90°F
- Foliar absorption
- Outstanding broadleaf weed control
- For use on sod farms
- Labeled for sod farm use
- For use on [sites listed]
- Controls Dandelion, Clover, Knotweed, Henbit, Chickweed, Plantain, Spurge and **many** other [listed] broadleaf weeds.
- Lawn applicator formula [Trimec complex]
- Registered for use on [in] cool- and warm-season grasses

DOCUMENT CONTROL INFORMATION

1. Unique Label Identifier: 002217-00656.20140304.notif-proposed-highlighted.doc
2. Reason for Issue: adjust max app temp; "many other broadleaf weeds" deletions, other

