

2217-643

1/23/2013

1/11



UNITED STATES ENVIRONMENTAL PROTECTION AGENCY
Washington, D.C. 20460

OFFICE OF
CHEMICAL SAFETY AND
POLLUTION PREVENTION

JAN 23 2013

James Kunstman
PBI /Gordon Corporation
P.O. Box 014090
Kansas City, MO 64101

Subject: Notification per PR Notice 98-10
Gordon's Trimec Weed & Feed 24B
EPA Reg. No. 2217-643
Application Dated December 31, 2012

Dear Dr. Kunstman:

The Agency is in receipt of your Application for Pesticide Notification under Pesticide Registration Notice (PRN) 98-10 for the subject product. The Registration Division (RD) has conducted a review of this request and finds that the action falls within the scope of PRN 98-10. The label submitted with the application has been date-stamped "Notification" and will be placed in our records.

If you have any questions, please contact Mindy Ondish at (703)605-0723 or at ondish.mindy@epa.gov.

Sincerely,

Mindy Ondish, for

Kathryn V. Montague
Product Manager 23
Herbicide Branch
Registration Division (7505P)

2/11



United States
Environmental Protection Agency
 Washington, DC 20460

Registration
 Amendment
 Other

OPP Identifier Number

Application for Pesticide - Section I

1. Company/Product Number 2217-643	2. EPA Product Manager Kathryn V. Montague	3. Proposed Classification <input checked="" type="checkbox"/> None <input type="checkbox"/> Restricted
4. Company/Product (Name) Gordon's Trimec Weed & Feed 24B	PM# Product Manager—Team 23	
5. Name and Address of Applicant (Include ZIP Code) PBI/Gordon Corporation Post Office Box 014090 Kansas City, Missouri 64101 <input type="checkbox"/> Check if this is a new address	6. Expedited Review. In accordance with FIFRA Section 3(c)(3)(b)(i), my product is similar or identical in composition and labeling to: EPA Reg. No. _____ Product Name _____	

Section - II

<input type="checkbox"/> Amendment - Explain below.	<input type="checkbox"/> Final printed labels in response to Agency letter dated _____	NOTIFICATION JAN 23 2013
<input type="checkbox"/> Resubmission in response to Agency letter dated _____	<input type="checkbox"/> "Me Too" Application.	
<input checked="" type="checkbox"/> Notification - Explain below.	<input type="checkbox"/> Other - Explain below.	

Explanation: Use additional page(s) if necessary. (For section I and Section II.) e-mail to jkunstman@pbigordon.com FAX: 816-421-2731

Notification Per Pesticide Registration Notice (PRN) 98-10: Section (N) Other Revisions

- We ask to change the wording from "Inert Ingredients" to "Other Ingredients" on page 1 of the enclosed draft labeling
- We propose to bracket information dependent on bag size as presented on pages 3 and 4.
- We have corrected the web site reference on page 3.
- We propose to add several marketing claims to the Appendix, see pages 6 and 7.

Section - III

1. Material This Product Will Be Packaged In:					
Child-Resistant Packaging <input type="checkbox"/> Yes* <input checked="" type="checkbox"/> No	Unit Packaging <input type="checkbox"/> Yes <input checked="" type="checkbox"/> No	Water Soluble Packaging <input type="checkbox"/> Yes <input checked="" type="checkbox"/> No	2. Type of Container <input type="checkbox"/> Metal <input checked="" type="checkbox"/> Plastic <input type="checkbox"/> Glass <input checked="" type="checkbox"/> Paper <input type="checkbox"/> Other (Specify) _____		
* Certification must be submitted		If "Yes" Unit Packaging wgt.	No. per container	If "Yes" Package wgt.	No. per Container
3. Location of Net Contents Information <input checked="" type="checkbox"/> Label <input checked="" type="checkbox"/> Container		4. Size(s) Retail Container 16, 17, 18, 20, 22, 25, 40, 50, and 54 Pounds		5. Location of Label Directions <input checked="" type="checkbox"/> On Label <input type="checkbox"/> On Labeling accompanying product	
6. Manner in Which Label is Affixed to Product <input type="checkbox"/> Lithograph <input type="checkbox"/> Other _____ <input checked="" type="checkbox"/> Paper glued <input type="checkbox"/> Stenciled					

Section - IV

1. Contact Point (Complete items directly below for identification of individual to be contacted, if necessary, to process this application.)		
Name James L. Kunstman, Ph.D.	Title Director of Regulatory Services	Telephone No. (Include Area Code) 816-460-6292
I certify that the statements I have made on this form and all attachments thereto are true, accurate and complete. I acknowledge that any knowingly false or misleading statement may be punishable by fine or imprisonment or both under applicable law.		6. Date Application Received (Stamped) c
2. Signature 	3. Title Director of Regulatory Services	
4. Typed Name James L. Kunstman, Ph.D.	5. Date December 31, 2012	



1217 W. 12th STREET · P.O. BOX 014090
KANSAS CITY, MISSOURI 64101-0090
816-421-4070 · 1-800-821-7925
FAX: 816-474-0462

3/11

December 31, 2012

Document Processing Desk (NOTIF)
Office of Pesticide Programs (7504P)
US Environmental Protection Agency
Room S-4900, One Potomac Yard
2777 South Crystal Drive
Arlington, VA 22202-4501

Attn: Kathryn V. Montague, PM-23

Dear Ms. Montague:

**Subject: Notification per Pesticide Registration Notice (PRN) 98-10: Notifications, Non-notifications and Minor Formulation Amendments. Sections II (N):
Gordon's Trimec® Weed & Feed 24B (EPA Reg. No. 2217-643)**

I. Labeling notification per PRN 98-10:

- We ask to change the wording from "Inert Ingredients" to "Other Ingredients" on page 1 of the enclosed draft labeling
- We propose to bracket information dependent on bag size as presented on pages 3 and 4.
- We have corrected the web site reference on page 3.
- We propose to add several marketing claims to the Appendix, see pages 6 and 7.

II. Certification statement: This notification is consistent with the provisions of PR Notice 98-10 and EPA regulations at 40 CFR 152.46, and no other changes have been made to the labeling or the confidential statement of formula of this product. I understand that it is a violation of 18 U.S.C. Sec. 1001 to willfully make any false statement to the EPA. I further understand that if this notification is not consistent with the terms of PR Notice 98-10 and 40 CFR 152.46, this product may be in violation of FIFRA and I may be subject to enforcement action and penalties under Section 12 and 14 of FIFRA.


III. Enclosures:

1. Application
2. One (1) copy of draft labeling without annotations
3. One (1) copy of draft labeling with annotations
4. One (1) CD containing copies of the draft labeling

If you have any questions, please call me at 816-460-6292 or contact me at jkunstman@pbigordon.com

Sincerely,

James L. Kunstman, Ph.D.
Director of Regulatory Services



4/11

GORDON'S TRIMEC® WEED & FEED 24B

NOTIFICATION

EPA Reg. No. 2217-643

JAN 23 2013

ACTIVE INGREDIENT:	
2,4-dichlorophenoxyacetic acid	0.55%
(+)-(R)-2-(2-methyl-4-chlorophenoxy)propionic acid	0.12%
Dicamba: 3,6-dichloro-o-anisic acid	0.05%
INERT OTHER INGREDIENTS:	99.28%
TOTAL	100.00%

THIS PRODUCT CONTAINS:

- 11.0 lb 2,4-dichlorophenoxyacetic acid equivalent per ton.
- 2.4 lb (+)-(R)-2-(2-methyl-4-chlorophenoxy)propionic acid equivalent per ton.
- 1.0 lb 3,6-dichloro-o-anisic acid equivalent per ton.

Isomer Specific by AOAC Methods

TRIMEC® is a registered trademark of PBI/GORDON CORPORATION.

KEEP OUT OF REACH OF CHILDREN

CAUTION

STOP! READ THE ENTIRE LABEL FIRST. OBSERVE ALL PRECAUTIONS AND FOLLOW DIRECTIONS CAREFULLY.

PRECAUTIONARY STATEMENTS

Hazards to Humans and Domestic Animals

CAUTION: Harmful if absorbed through skin. Harmful if inhaled. Causes moderate eye irritation. Avoid contact with eyes, skin, or clothing. Avoid breathing dust. Wear long-sleeved shirt, long pants, shoes, socks, and chemical-resistant gloves made of any waterproof material.

First Aid	
If on skin or on clothing:	<ul style="list-style-type: none"> • Take off contaminated clothing. • Rinse skin immediately with plenty of water for 15 - 20 minutes. • Call a poison control center or doctor for treatment advice.
If inhaled:	<ul style="list-style-type: none"> • Move person to fresh air. • If person is not breathing, call 911 or an ambulance, then give artificial respiration, preferably by mouth-to-mouth, if possible. • Call a poison control center or doctor for treatment advice.
If in eyes:	<ul style="list-style-type: none"> • Hold eye open and rinse slowly and gently with water for 15 - 20 minutes. • Remove contact lenses, if present, after the first 5 minutes, then continue rinsing eye. • Call a poison control center or doctor for treatment advice.

If swallowed:	<ul style="list-style-type: none"> • Call a poison control center or doctor immediately for treatment advice. • Have person sip a glass of water if able to swallow. • Do not induce vomiting unless told to do so by a poison control center or doctor. • Do not give anything by mouth to an unconscious person.
<p>Have the product container or label with you when calling a poison control center or doctor or going for treatment. For additional information in case of emergency, call toll free 1-877-800-5556.</p>	

Environmental Hazards

This pesticide is toxic to fish and aquatic invertebrates and may adversely affect non-target plants. Do not apply directly to water. Do not contaminate water when disposing of equipment washwaters or rinsate. This chemical has properties and characteristics associated with chemicals detected in groundwater. The use of this chemical in areas where soils are permeable, particularly where the water table is shallow, may result in groundwater contamination. Application around a cistern or well may result in contamination of drinking water or groundwater.

[Environmental Hazards (alternate per PRN 2008-1)

This pesticide is toxic to fish and aquatic invertebrates and may adversely affect non-target plants. To protect the environment, do not allow pesticide to enter or run off into storm drains, drainage ditches, gutters or surface waters. Applying this product in calm weather when rain is not predicted for the next 24 hours will help to ensure that wind or rain does not blow or wash pesticide off the treatment area. Sweeping any product that lands on a driveway, sidewalk, or street, back onto the treated area of the lawn or garden will help to prevent run off to water bodies or drainage systems.]

DIRECTIONS FOR USE

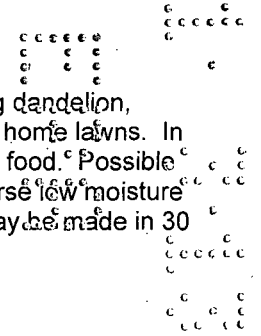
It is a violation of Federal law to use this product in a manner inconsistent with its labeling.

GENERAL PRECAUTIONS AND RESTRICTIONS:

- Do not apply this product in a way that will contact any person or pet, either directly or through drift. Keep people and pets out of the area during application. Do not allow people or pets to enter the treated area until dusts have settled.
- Do not apply this product to dichondra or carpetgrass. Do not apply this product to 'Floritam' St. Augustinegrass in Florida.
- Do not use this product where desirable clovers are present. Do not exceed specified dosages for any area. Apply when the air is calm. Do not apply to newly seeded lawns. During application, close spreader openings when turning to prevent over-application.
- Do not use this product on or near desirable plants, and avoid spreading granules onto exposed root systems or adventitious shoots (rhizomes) within the drip line of desirable trees and shrubs, since injury may result.
- Do not apply directly to or near water, storm drains, gutters, sewers, or drainage ditches. Do not apply within 25 feet of rivers, fish ponds, lakes, streams, reservoirs, marshes, estuaries, bays, and oceans. Do not apply when windy. Apply this product directly to your lawn, and sweep any product landing on the driveway, sidewalk, gutter, or street back onto the treated area. To prevent product run-off, do not over water the treated area(s) to the point of runoff or apply when raining or when rain is expected that day.

INSTRUCTIONS:

Gordon's Trimec® Weed & Feed 24B controls a wide range of lawn weeds including dandelion, chickweed, knotweed, plantain, henbit, spurge and many others commonly found in home lawns. In addition, a [REDACTED] [XX-XX-XX] fertilizer provides plant nutrients or a supply of plant food. Possible retreatment may be necessary if (a) lawn is heavily overrun by weeds, or (b) if adverse low moisture conditions prevail and weeds are in a state of poor growth. A second application may be made in 30 days.



6/11

[For state registrations in Kentucky, add the following paragraph:

A lawn typically will utilize 1 to 4 pounds of nitrogen per 1,000 square feet per growing season. When used as directed, this product will supplement your regular fertilizer program by providing (*Number of pounds) of nitrogen per 1,000 square feet. Please consult your local extension office for questions regarding a regular fertilizer program suitable for your geographic region.]

Fertilizer Labeling Requirements:

- Information regarding the contents and levels of metals in this product is available on the Internet at <http://www.aapfco.org/metals.htm>.

The maximum broadcast application rate is 5.0 pounds of product per 1,000 sq.ft. per application (1.2 lb 2,4-D ae, 0.27 lb MCPP-p ae and 0.11 lb dicamba ae per acre per application). The maximum number of broadcast applications is limited to 2 per year with a minimum of 30 days between applications. The maximum seasonal rate is 10.0 pounds of product per 1,000 sq.ft. (2.4 lb 2,4-D ae, 0.54 lb MCPP-p ae and 0.22 lb dicamba ae per acre).

1. Mow lawn to normal height 1 to 2 days before application.
2. Water lawn thoroughly at least 1 day before application to sustain moisture until the next watering (see step 4).
3. Apply when weeds are young and actively growing, preferably in the morning when dew is on the grass. If grass is not moist at time of application, sprinkle lightly with water to allow the granules to adhere and to remain on the leaf surface of the weeds.
4. Do not wash from weed leaves for 1 to 2 days after application. At this time a thorough watering should be made.

SUGGESTED SPREADER SETTINGS

Spreader Settings	
Scotts	6
Lawn Beauty	5
Jackson	7.5
Sears	4

As a guide, set spreader at the setting indicated by the above chart before applying. Remember the settings provided are only a guide and depend on the age, condition and speed of operation of your spreader. Check spreader calibration often and make adjustments as needed. Keep this product off sidewalks, patios, driveways, etc. This product contains materials which will stain concrete and painted surfaces. If it comes in contact with a concrete surface, sweep off immediately before finishing with water. If concrete is wet when contact occurs, staining may be impossible to prevent. Be careful when using rotary spreaders which scatter product beyond lawn edge and onto concrete.

Calibration Instructions: To provide proper distribution, calibrate spreader before application.

The above spreader settings are approximate.

- 16 lb. bag: Calibrate your spreader on 310 sq.ft. and adjust to apply 1.0 lb. of product per 310 sq.ft.
- 17 lb. bag: Calibrate your spreader on 300 sq.ft. and adjust to apply 1.0 lb. of product per 300 sq.ft.
- 18 lb. bag: Calibrate your spreader on 275 sq.ft. and adjust to apply 1.0 lb. of product per 275 sq.ft.
- 20 lb. bag: Calibrate your spreader on 250 sq.ft. and adjust to apply 1.0 lb. of product per 250 sq.ft.
- 22 lb. bag: Calibrate your spreader on 227 sq.ft. and adjust to apply 1.0 lb. of product per 227 sq.ft.
- 25 lb. bag: Calibrate your spreader on 200 sq.ft. and adjust to apply 1.0 lb. of product per 200 sq.ft.
- 40 lb. bag: Calibrate your spreader on 250 sq.ft. and adjust to apply 1.0 lb. of product per 250 sq.ft.
- 50 lb. bag: Calibrate your spreader on 300 sq.ft. and adjust to apply 1.0 lb. of product per 300 sq.ft.
- 54 lb. bag: Calibrate your spreader on 275 sq.ft. and adjust to apply 1.0 lb. of product per 275 sq.ft.

For [16] lb bag: Apply [3.2] lbs of product per 1,000 sq ft of lawn area. Check your spreader owner's manual for calibration settings and set spreader to apply at the rate of 1 pound of product per

7/11

approximately [310] sq ft. A uniform distribution of product on the treated area is essential. One bag covers [5,000] sq ft.

[Optional

Choose One Of These Spreader Patterns

1. **Single Pass** - Operate the equipment at intervals corresponding to the width or swath of the spreader. For drop spreaders, overlap the wheel tracks to ensure complete coverage. Close the spreader openings when turning to change directions.
2. **Double Pass** - Reduce the application rate by one-half of the recommended rate, calibrate the spreader, and adjust the settings for the desired application rate. Operate the spreader over the lawn two (2) times. Close the spreader openings when turning to change directions.
3. **Cross Hatching** - Reduce the application rate by one-half of the recommended rate, calibrate the spreader, and adjust the settings for the desired application rate. Operate the spreader over the lawn two (2) times. For the second trip, operate the spreader perpendicular to the wheel tracks of the spreader pattern of the first trip. Close the spreader opening when turning to change directions.]

Weed and Feed effectively controls the following weeds when used as directed.

WEEDS			
Bedstraw	Ground ivy	Peppergrass	Spurge
Black medic	Healall	Pigweed	Thistle
Buckhorn	Henbit	Plantain	Wild carrot
Burdock	Knotweed	Poison ivy	Wild garlic
Chicory	Lambsquarters	Poison oak	Wild lettuce
Chickweed	Lespedeza	Purslane	Wild onion
Clover	Mallow	Ragweed	Yarrow
Dandelion	Morningglory	Sheep sorrel	
Dock	Oxalis	Speedwell	

STORAGE AND DISPOSAL

Do not contaminate water, food, or feed by storage and disposal.

PESTICIDE STORAGE: Store in original container and keep any bags containing unused product in a locked storage area inaccessible to children and domestic animals. Do not store near food or feedstuffs.

PESTICIDE DISPOSAL AND CONTAINER HANDLING: Nonrefillable container. Do not reuse or refill this container. **If empty:** Place in trash or offer for recycling if available. **If partly filled:** Call your local solid waste agency or www.website.com for disposal instructions. Never place unused product down any indoor or outdoor drain.

LIMITED WARRANTY AND DISCLAIMER

FOR USE ONLY AS DIRECTED. TO THE EXTENT CONSISTENT WITH APPLICABLE LAW, THE MANUFACTURER NEITHER MAKES NOR INTENDS ANY EXPRESS OR IMPLIED WARRANTIES, INCLUDING ANY WARRANTY OF MERCHANTABILITY OR FITNESS FOR A PARTICULAR PURPOSE, WHICH ARE HEREBY EXPRESSLY DISCLAIMED. TO THE EXTENT CONSISTENT WITH APPLICABLE LAW, IN NO CASE SHALL THE MANUFACTURER BE LIABLE FOR INCIDENTAL, CONSEQUENTIAL, OR SPECIAL DAMAGES RESULTING FROM THE USE OR HANDLING OF THIS PRODUCT. If these terms are not acceptable, return this product unopened immediately to the point of purchase, and the purchase price will be refunded in full. The terms of this LIMITED WARRANTY AND DISCLAIMER cannot be varied by any written or verbal statements or agreements at the point of sale or elsewhere.


APPENDIX

1. Statements which may appear on different label components depending on packaging configuration.

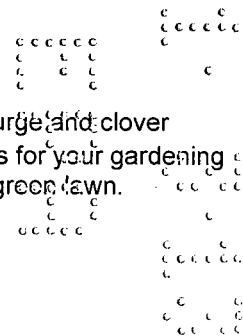
- See next panel for additional Precautionary Statements and First Aid
- Net Weight: _____
- EPA Est. No. _____

2. Advertising claims that may be presented on container labeling, advertisements, brochures, and other marketing/sales promotional materials:

- Prepares your lawn for winter dormancy.
- The key to a beautiful lawn next spring.
- Promotes deeper green lawns and early rapid growth.
- For long lasting results.
- Features:
- Controls (Kills) dandelion and other tough broadleaf weeds.
- Advisories for fertilizers containing iron:
 - a) "This product may stain concrete and stone, where spilling occurs, sweep off immediately, then flush with water."
 - b) Sweep all residues from concrete surfaces immediately after application. The iron content in this product will stain sidewalks, patios, driveways, swimming pools and deck coatings if not removed before watering. Neither seller nor distributor assumes any responsibility for damage incurred to any surface other than product's intended use.
- _____ pounds of product cover up to _____ square feet of turf
- Controls (Kills) (desired weed species from attached listing may be inserted here e.g. dandelion, chickweed, knotweed, plantain, henbit, spurge) and many other broadleaf weeds; including those listed on the back panel.
- Contains Polyon® controlled-release nitrogen.
- Greens 3X longer.
- Premium quality
- What makes Pursell's Polyon® controlled-release nitrogen so unique? Each granule of Polyon® controlled-release nitrogen is encapsulated by our exclusive ultra-thin polymer coating which steadily releases nitrogen into your lawn as your grass needs it. This means your lawn receives a gradual and precise amount of nitrogen. Polyon® controlled-release nitrogen releases in response to temperature rather than moisture so when used as directed, there is virtually no risk of burning or surge growth following heavy rainfall. Your lawn steadily becomes thicker, sturdier and greener.
- Feeds and greens lawns quickly.
- Three types of nitrogen for long-lasting results.
- Satisfaction guaranteed!
- Greens quick, stays green.
- Promotes longer-lasting winter hardiness & early spring green-up.
- This product contains a highly effective weed killer and a winter lawn conditioner.
- Controls (Kills) a wide spectrum of broadleaf weeds.
- Provides controlled-release feeding and promotes longer-lasting winter hardiness and drought tolerance.
- A (Grade ex. 22-3-16) fertilizer helps condition lawns to prevent winter injury.
- Kills (Controls) over (Number) varieties of weeds while feeding your lawn!
- Premier formula for weed and feed.
- A balanced formula for overall lawn health.
- Long lasting with 2% iron.
- Controls (kills) dandelion, plantain, and other weeds.
- Feeds the lawn with two types of nitrogen.



- Easy application with any type of spreader.
- Combines a highly effective lawn weed killer and winter lawn conditioner.
- Always apply with a properly calibrated rotary or drop type fertilizer spreader to distribute the granules evenly. Never apply by hand.
- Place your spreader on the driveway or other paved surface when filling. This guards against spilling fertilizer on grass. For even coverage, begin walking before you turn spreader to the open position to avoid dropping fertilizer in one spot when the spreader is opened. Be sure the spreader is closed when filling it, when turning to backtrack, or when stopping on the lawn.
- To avoid gaps and streaks, first spread the border and fill in center with uniform, parallel passes.
- Greens up to 3 months.
- Greens rapidly.
- 10% slow release nitrogen.
- 2% iron for dark green turf.
- 1% iron for greener lawns
- 12% sulfur
- 1% iron
- 1% zinc
- Homogeneous pellets
- Non-burning formula
- Pelletized for easy application.
- Contains Trimec® herbicide to control (kill) the toughest weeds.
- Controls broadleaf weeds
- Slow-release formula builds healthier, thicker lawns
- Controls weeds-Late Spring and/or Early Fall — Feeds turf growth
- For a beautiful lawn all year long, choose a GroundWork Fertilizer for every season.
- Controls (Number) weeds! (Listing of weeds may include the following.)
- Lawn Care Program, Step 4, Apply Around Labor Day
- Round 2
- Round 4
- Southwest Kansas Blend
- Formulated for alkaline soil
- Feeds XXXX Square Feet [of Lawn]
- Controls [Kills] Dandelion and other [Tough] Broadleaf Weeds
- Store In A Dry Place
- When applied as directed, this product meets the minimum standards for non-nutritive metals established by the Association of American Plant Food Control Officials.
- Coverage [up to] XXXX square feet
- [This Bag] Covers [Treats] [up to] [XXXX] sq.ft.
- Step 2
- Locally Made
- Kills [Controls] [over] [200] [+] [broadleaf] weeds while feeding your lawn
- Promotes deep green lawns and early rapid growth
- Formulated with slow release nitrogen for long lasting performance
- 3% iron for rich green turf
- Effective on St. Augustine lawns
- Lasts up to 3 months
- Kills a wide spectrum of [listed] broadleaf weeds, including dandelion, oxalis, spurge and clover
- Armstrong Garden Centers is committed to providing the highest quality products for your gardening success. Weed & Feed Lawn Food is formulated to promote a weed free, deep green lawn.
- Controls plantain
- Controls knotweed
- Controls dandelion



- Controls chickweed
- Controls spurge
- Controls Weeds – Feeds the Lawn

Fertilizer Analysis	
Nitrogen	XXX
Phosphorus	YYY
Potassium	ZZZ

Container Packaging and Size:

Note to Supplemental Registrants: Select the appropriate bag size and present only the information provided for that bag size on your product labeling. Also, equipment settings of drop spreaders, rotary spreaders, and other granular applicators (pictures or drawings) may be presented on the container labels.

Bag Size, Pounds	Calibration Rate, Pounds/Sq.Ft.	Application Rate, Pounds/1000 Sq.Ft.	Treated Area for This Bag Size, Sq.Ft.	
			Cool Season Grass	St. Augustinegrass
16	1/310	3.23	5,000	5,000
17	1/300	3.33	5,100	5,100
18	1/275	3.64	5,000	5,000
20	1/250	4.00	5,000	--
22	1/227	4.40	5,000	--
25	1/200	5.00	5,000	--
40	1/250	4.00	10,000	--
50	1/300	3.33	15,000	--
54	1/275	3.64	15,000	--

[Spreader Listing and Graphics]

Rotary Spreaders	Drop Spreaders
Republic EZ	Ortho Drop
Ev N Spread	Scotts Drop (PF)
Scotts Easy Green	Scotts Even Green
Precision	Garden Plus
Quaker	Scotts AccuGreen
Ortho Rotary	
True Temper	
Scotts Speedy Green	
Republic EZ Grow	
Garden Plus	

WEEDS			
Annual yellow sweetclover	Clover, white	Mustard	Spiny cocklebur
Aster	Cockle	Narrowleaf plantain	Spiny sowthistle
Austrian fieldcress	Cocklebur	Narrowleaf vetch	Spotted catsear
Bedstraw	Common mullein	Nettle	Spotted spurge
Beggarticks	Creeping jenny	Orange hawkweed	Spurweed
Betony, Florida	Cudweed	Oriental cocklebur	Stinging nettle
Bindweed, field	Curly dock	Oxalis	Strawberry, India mock
Bird vetch	Daisy, English	Parsley-piert	Tall nettle
Bitter wintercress	Daisy fleabane	Parsnip	Tall vervain
Bittercress, hairy	Daisy, oxeye	Pearlwort	Tansy ragwort
Bitterweed	Dandelion	Pennycress	Tansy mustard
Black-eyed Susan	Dichondra	Pepperweed	Tanweed
Black medic	Dogfennel	Pigweed	Thistle
Black mustard	Dollarweed	Pineywoods bedstraw	Trailing crownvetch

