

2217-570

S-13-2009

1/22



U.S. ENVIRONMENTAL PROTECTION AGENCY
Office of Pesticide Programs
Registration Division (7505P)
Ariel Rios Building
1200 Pennsylvania Ave., NW
Washington, D.C. 20460

EPA Reg. Number:
 2217-570

Date of Issuance:
 MAY 13 2009

Term of Issuance:

Name of Pesticide Product:
 Gordon's Trimec St.
 Augustinegrass Broadleaf
 Herbicide

NOTICE OF PESTICIDE:
 Registration
 Reregistration
 (under FIFRA, as amended)

Name and Address of Registrant (include ZIP Code):

PBI/Gordon Corporation
 1217 West 12th Street
 Kansas City, MO 64101

Note: Changes in labeling, differing in substance from that accepted in connection with this registration must be submitted to and accepted by the Registration Division prior to use of the label in commerce. In any correspondence on this product always refer to the above EPA registration number.

On the basis of information furnished by the registrant, the above named pesticide is hereby registered/reregistered under the Federal Insecticide, Fungicide and Rodenticide Act. Registration is in no way to be construed as an endorsement or recommendation of this product by the Agency. In order to protect health and the environment, the Administrator, on his motion, may at any time suspend or cancel the registration of a pesticide in accordance with the Act. The acceptance of any name in connection with the registration of a product under this Act is not to be construed as giving the registrant a right to exclusive use of the name or to its use if it has been covered by others.

This product is reregistered in accordance with FIFRA section 4(g)(2)(C) provided you:

1. Submit and/or cite all data required for registration/reregistration review of your product when the Agency requires all registrants of similar products to submit data.
2. Make the following revisions to the final printed labeling:
 - a. Under all **Limitations on Spot Treatments to Residential Turf** sections in Sublabels 1 and 2, add the text, "The maximum number of spot treatment applications is 2 per year with a minimum of 30 days between applications."
 - b. Assure that the Storage and Disposal statements on the final printed label are in compliance with PR Notice 2007-1, PR Notice 2007-4, 40 CFR 156.140 and 40 CFR 156.146. See chapter 13 of the label review manual for guidance at: <http://www.epa.gov/oppfead1/labeling/lrm/chap-13.htm>

Continued on Page 2

Signature of Approving Official:

Joanne I. Miller
 Product Manager 23
 Herbicide Branch
 Registration Division (7505P)

Joanne I. Miller

Date:

MAY 13 2009

- c. Make the following revisions to the proposed advertisement claims on sub-labels 1 and 2:
 - i. Remove the words “**New**”, “**Now**”, and “**Improved**” from all advertisement claims in which they are present as this product and its formulation are no longer new.
 - ii. Revise the claim “For control that doesn’t/won’t wash away/off” to “For control that doesn’t/won’t wash away/off when used as directed.”
 - iii. Remove the claim “Weed out lawns with Weed-B-Gone.”
 - iv. Remove the claim “Eliminates mixing and measuring. No mixing or measuring necessary” as it may encourage users to skip the Directions for Use section of the sub-labels.

- 3. A stamped copy of your labeling is enclosed for your records. You must submit one (1) copy of the final printed label before you release the product for shipment. Products shipped after 12 months from the date of this Notice or the next printing of the label whichever occurs first, must bear the new revised label. If these conditions are not complied with, the registration will be subject to cancellation in accordance with FIFRA sec. 6(e). Your release for shipment of the product constitutes acceptance of these conditions.

Enclosure

GORDON'S TRIMEC® ST. AUGUSTINEGRASS BROADLEAF HERBICIDE

EPA Reg. No. 2217-570

Two sublabels represent the entire master label of GORDON'S TRIMEC® ST. AUGUSTINEGRASS BROADLEAF HERBICIDE. Please refer to the appropriate section of the labeling as shown as follows:

Section
Language Common to All Sublabels
Sublabel 1
Sublabel 2
Appendix
Document Control Information

Language Common to All Sublabels

**GORDON'S TRIMEC® ST.
AUGUSTINEGRASS BROADLEAF
HERBICIDE**

ACCEPTED
with COMMENTS
in EPA Letter Dated

MAY 13 2009

Under the Federal Insecticide,
Fungicide, and Rodenticide Act
as amended, for the pesticide
registered under EPA Reg. No.

2217-570

EPA Reg. No. 2217-570

ACTIVE INGREDIENT:

Mecoprop-p, dimethylamine salt	5.30%
2,4-D, dimethylamine salt	3.05%
Dicamba, dimethylamine salt	1.29%

INERT INGREDIENTS:	90.36%
TOTAL	100.00%

THIS PRODUCT CONTAINS:

0.37 lb. (+)-(R)-2-(2 methyl-4-chlorophenoxy)propionic acid equivalent per gallon or 4.38%

0.22 lb. 2,4-Dichlorophenoxyacetic acid equivalent per gallon or 2.53%

0.09 lb. 3,6-dichloro-o-anisic acid equivalent per gallon or 1.08%

Isomer Specific by AOAC Method 6:DO1-5.

KEEP OUT OF REACH OF CHILDREN

CAUTION

STOP! READ THE ENTIRE LABEL FIRST. OBSERVE ALL PRECAUTIONS AND FOLLOW DIRECTIONS CAREFULLY.

PRECAUTIONARY STATEMENTS

Hazards to Humans and Domestic Animals

CAUTION: Causes moderate eye irritation. Avoid contact with eyes or clothing. Wear long-sleeved shirt, long pants, socks, shoes and rubber gloves. Wash thoroughly with soap and water after handling and before eating, drinking, chewing gum, using tobacco or using the toilet.

First Aid	
If in eyes:	<ul style="list-style-type: none"> • Hold eye open and rinse slowly and gently with water for 15-20 minutes. • Remove contact lenses, if present, after the first 5 minutes, then continue rinsing eye. • Call a poison control center or doctor for treatment advice.
If on skin or clothing:	<ul style="list-style-type: none"> • Take off contaminated clothing. • Rinse skin immediately with plenty of water for 15 - 20 minutes. • Call a poison control center or doctor for treatment advice.

If swallowed	<ul style="list-style-type: none">• Call a poison control center or doctor immediately for treatment advice.• Have person sip a glass of water if able to swallow.• Do not induce vomiting unless told to do so by the poison control center or doctor.• Do not give anything by mouth to an unconscious person.
Have the product container or label with you when calling a poison control center or doctor or going for treatment. You may also contact 1-877-800-5556 for emergency medical treatment advice.	

Environmental Hazards

This pesticide is toxic to fish and aquatic invertebrates and may adversely affect non-target plants. Do not apply directly to water. Do not contaminate water when disposing of equipment washwaters or rinsate.

This chemical has properties and characteristics associated with chemicals detected in groundwater. The use of this chemical in areas where soils are permeable, particularly where the water table is shallow, may result in groundwater contamination. Application around a cistern or well may result in contamination of drinking water or groundwater.

SUBLABEL 1

DIRECTIONS FOR USE

It is a violation of Federal law to use this product in a manner inconsistent with its labeling.

General Precautions and Restrictions:

- Do not apply this product in a way that will contact any person or pet, either directly or through drift. Keep people and pets out of the area during application.
- Do not allow people or pets to enter the treated area until sprays have dried.

USE PRECAUTIONS:

Do not apply this product through any type of irrigation system.

Do not spray on carpetgrass, dichondra, nor on lawns or turf where desirable clovers are present. Do not exceed specified dosages for any area.

Avoid spraying St. Augustinegrass when temperature is above 90F and under conditions of high humidity. Under these conditions, some slight temporary discoloration of the St. Augustinegrass foliage may occur. This product may be injurious to St. Augustinegrass, bentgrass and centipedegrass in cases of accidental overdose.

Other Use Precautions:

- Do not apply as a fine mist because of potential for injury to desirable plants.
- Do not use this product on or near desirable plants, including contact of spray on exposed root systems or adventitious shoots within the drip line of desirable trees and shrubs, since injury may result.
- Do not apply directly to or near water, storm drains, gutters, sewers, or drainage ditches. Do not apply within 25 feet of rivers, fish ponds, lakes, streams, reservoirs, marshes, estuaries, bays, and oceans. Do not apply when windy. To prevent product run-off, do not over water the treated area(s) to the point of runoff or apply when raining or when rain is expected that day. Rinse applicator over lawn area only.

WHAT IT IS; WHERE & HOW TO USE IT:

Gordon's Trimec® St. Augustinegrass Broadleaf Herbicide is a Trimec® turf herbicide formulation, a combination of three proven weed killers: 2,4-D, mecoprop-p and dicamba. Together, they control a wide range of broadleaf lawn weeds. This particular formulation is low in 2,4-D for sensitive grasses such as St. Augustinegrass, bentgrass and buffalograss. Spraying should be done when broadleaf weeds are small and growing actively for best results.

1. Irrigate the lawn 2 or 3 days prior to spraying. Do not spray lawns under drought conditions.
2. Do not water for 24 hours after treatment.
3. To avoid damage do not apply to St. Augustinegrass or centipedegrass while emerging from winter dormancy. Also, damage may occur to these grasses if temperatures drop below 45°F within 72 hours of application.

HAND-OPERATED SPRAYER INSTRUCTIONS

St. Augustinegrass, Bentgrass and Buffalograss: Mix 1 fl.oz. in 1 gallon water and uniformly spray 400 sq.ft. If necessary, repeat treatment in 30 days if hard-to-kill weeds persist. Do not use on 'Floritam' St. Augustinegrass in Florida.

Bermudagrass, Bahiagrass, Kentucky Bluegrass, Centipedegrass, Fescues and Perennial Ryegrass: Mix 1.5 fl.oz. in 1 gallon water and uniformly spray 400 sq.ft. On hard-to-kill species, or on older weeds, mix 2 fl.oz. in 1 gallon water and spray on 400 sq.ft.

Limitations on spot treatments to residential turfgrass:

Spot treatment is defined as a treatment area no greater than 1,000 sq.ft. per acre. The maximum application rate is 4.0 fl.oz. per 1,000 sq.ft. per application (0.50 lbs MCPP-p acid equivalent per acre).

WEEDS			
Bedstraw	Dock	Mustard	Speedwell
Black medic	Galinsoga	Oxalis	Spurge
Buckhorn	Ground ivy	Peppergrass	Tansy mustard
Bull thistle	Hawkweed	Pigweed	Thistle
Burdock	Healall	Plantain	Velvetleaf
Buttercup	Henbit	Poison ivy	Wild carrot
Chicory	Knotweed	Poison oak	Wild garlic
Chickweed	Lambsquarters	Purslane	Wild lettuce
Clover	Lespedeza	Ragweed	Wild onion
Cocklebur	Mallow	Sheep sorrel	Yarrow and other
Dandelion	Morningglory	Shepherdspurse	broadleaf weeds

For Different Brands, Types, or Sizes of Hose End Sprayers

A.

(INSERT BRAND NAME) HOSE END SPRAYER INSTRUCTIONS: Use a hose end sprayer designed for lawns. Pour recommended amount of product (Column 1) in bottle and add water to indicated level (Column 2) and apply spray uniformly to area indicated (Column 3).

For Kentucky Bluegrass, Fescues, Perennial Ryegrass, Bermudagrass, Bahiagrass, and Centipedegrass:			
Product, Amount to Use:		Water, Fill Bottle to: (Gallons)	Area to Treat: (Square Feet)
(Tablespoons)	(Fluid Ounces)		
8	4	8	1,000
16	8	16	2,000
24	12	24	3,000
32	16	32	4,000

For St. Augustinegrass, Bentgrass and Buffalograss:			
Product, Amount to Use:		Water, Fill Bottle to: (Gallons)	Area to Treat: (Square Feet)
(Tablespoons)	(Fluid Ounces)		
5	2.5	5	1,000
10	5	10	2,000
15	7.5	15	3,000
20	10	20	4,000
25	12.5	25	5,000

B.

(INSERT BRAND NAME) HOSE END SPRAYER INSTRUCTIONS: Use a hose end sprayer designed for lawns. Pour recommended amount of product (Column 1) in bottle and add water to indicated level (Column 2) and apply spray uniformly to area indicated (Column 3).

For Kentucky Bluegrass, Fescues, Perennial Ryegrass, Bermudagrass, Bahiagrass, and Centipedegrass:		
Product, Amount to Use: (Fluid Ounces)	Water, Fill Bottle to: (Gallons)	Area to Treat: (Square Feet)
1.5	1	400
3	2	800
6	4	1,600
9	6	2,400

For St. Augustinegrass, Bentgrass and Buffalograss:		
Product, Amount to Use: (Fluid Ounces)	Water, Fill Bottle to: (Gallons)	Area to Treat: (Square Feet)
1	1	400
2	2	800
4	4	1,600
6	6	2,400

CONVERSION TABLE
1 Tablespoon (Tbs.) = 3 teaspoons (tsp.)
1 Fluid Ounce (fl.oz.) = 2 Tablespoons (Tbs.)
1 Cup = 8 Fluid Ounces (fl.oz.)

Limitations on broadcast applications to residential turfgrass:

The maximum application rate is 4.0 fl.oz. of product per 1,000 sq.ft. per application (0.30 lbs 2,4-D ae, 0.50 lb MCP-p ae and 0.12 lb dicamba ae per acre per application). The maximum number of broadcast applications is limited to 2 per year with a minimum of 30 days between applications. The maximum seasonal rate is 8.0 fl.oz. of product per 1,000 sq.ft. (0.60 lbs 2,4-D ae, 1.0 lb MCP-p ae and 0.25 lb dicamba ae per acre).

<p>STORAGE & DISPOSAL [Trashcan Illustration Optional]</p> <p>PESTICIDE STORAGE: Store in original container in a locked storage area inaccessible to children or pets. Keep from freezing.</p> <p>CONTAINER DISPOSAL: If empty: Do not reuse this container. Place in trash or offer for recycling if available. If partially filled: Call your local solid waste agency or toll free number for disposal instructions. Never place unused product down any indoor or outdoor drain.</p>

LIMITED WARRANTY AND DISCLAIMER

FOR USE ONLY AS DIRECTED.

TO THE EXTENT CONSISTENT WITH APPLICABLE LAW, THE MANUFACTURER NEITHER MAKES NOR INTENDS ANY EXPRESS OR IMPLIED WARRANTIES, INCLUDING ANY WARRANTY OF MERCHANTABILITY OR FITNESS FOR A PARTICULAR PURPOSE, WHICH ARE HEREBY EXPRESSLY DISCLAIMED. TO THE EXTENT CONSISTENT WITH APPLICABLE LAW, IN NO CASE SHALL THE MANUFACTURER BE LIABLE FOR INCIDENTAL, CONSEQUENTIAL, OR SPECIAL DAMAGES RESULTING FROM THE USE OR HANDLING OF THIS PRODUCT. If these terms are not acceptable, return this product unopened immediately to the point of purchase, and the purchase price will be refunded in full. The terms of this LIMITED WARRANTY AND DISCLAIMER cannot be varied by any written or verbal statements or agreements at the point of sale or elsewhere.

===== End of Sublabel 1: =====

SUBLABEL 2

DIRECTIONS FOR USE

It is a violation of Federal law to use this product in a manner inconsistent with its labeling.

General Precautions and Restrictions:

- Do not apply this product in a way that will contact any person or pet, either directly or through drift. Keep people and pets out of the area during application.
- Do not allow people or pets to enter the treated area until sprays have dried.

STORAGE & DISPOSAL [Trashcan Illustration Optional]

PESTICIDE STORAGE: Store in original container in a locked storage area inaccessible to children or pets. Keep from freezing.

CONTAINER DISPOSAL: If Empty: Do not reuse this container. Place in trash or offer for recycling if available. **If partially filled:** Call your local solid waste agency or toll free number for disposal instructions. Never place unused product down any indoor or outdoor drain.

WHAT IT IS:

Gordon's Trimec® St. Augustinegrass Broadleaf Herbicide is a Trimec® turf herbicide formulation, a combination of three proven weed killers 2,4-D, mecoprop-p and dicamba. Together, they control a wide range of broadleaf lawn weeds in residential lawns.

Gordon's Trimec® St. Augustinegrass Broadleaf Herbicide kills major northern and southern broadleaf lawn weeds such as dandelion, chickweed, knotweed, plantain in lawns without harming lawn grasses when used as directed. Other weeds include the following:

[Weed Illustration Optional]

WEEDS:			
Annual aster	Ragweed	Mallow	Red clover
Bedstraw	Cocklebur	Matchweed	Red henbit
Beggarweed	Common chickweed	Morningglory	Scarlet pimpernel
Bindweed	Cudweed	Mouseear chickweed	Sheep sorrel
Bittercress	Curly dock	Musk thistle	Shepherdspurse
Black medic	Dandelion	Mustard	Sowthistle
Brassbuttons	Dock	Narrowleaf plantain	Speedwell
Broadleaf plantain	English daisy	Oxalis	Spotted spurge
Buckhorn	False dandelion	Pennsylvania smartweed	Spurge
Bull thistle	Florida pusley	Pennywort(creeping Charlie)	Tansy mustard
Burdock	Galinsoga	Peppergrass	Thistle
Burclover	Geranium	Pigweed	Velvetleaf
Burweed	Ground ivy	Piney woods bedstraw	White clover
Buttercup	Hairy fleabane	Plantain	Wild carrot
Buttonweed	Hawkweed	Poison ivy	Wild garlic
Carolina geranium	Healall	Poison oak	Wild lettuce
Carpetweed	Henbit	Prickly lettuce	Wild onion
Catsear	Knawel	Prostrate spurge	Yarrow
Chicory	Knotweed	Puncturevine	and other
Chickweed	Lambsquarters	Purslane	broadleaf weeds
Cinquefoil	Lespedeza		
Clover			

10
22

WHERE TO USE:

Gordon's Trimec® St. Augustinegrass Broadleaf Herbicide is intended for use on most ornamental lawns including Kentucky bluegrass, perennial ryegrass, fescues, bermudagrass, bahiagrass, bentgrass, buffalograss, centipedegrass, zoysiagrass, and St. Augustinegrass.

Do not use this product on 'Floritam' St. Augustinegrass, carpetgrass, dichondra, or lawns containing desirable clovers. Do not spray roots of trees and ornamentals.

HOW TO TIPS:

- Spray when broadleaf weeds are small and actively growing for best results.
- Be sure lawn is well watered. If dry, water 1 to 2 days before spraying. To reduce risk of lawn injury, avoid spraying drought stressed lawns or when temperatures are above 90°F.
- Rain or watering within 24 hours after treatment may reduce effectiveness.
- For best results, use hose end sprayers or tank type (pump-up pressure) sprayers. Spray evenly over area at recommended rates.

Other Use Precautions:

- Do not apply as a fine mist because of potential for injury to desirable plants.
- Do not use this product on or near desirable plants, including contact of spray on exposed root systems or adventitious shoots within the drip line of desirable trees and shrubs, since injury may result.
- Do not apply directly to or near water, storm drains, gutters, sewers, or drainage ditches. Do not apply within 25 feet of rivers, fish ponds, lakes, streams, reservoirs, marshes, estuaries, bays, and oceans. Do not apply when windy. To prevent product run-off, do not over water the treated area(s) to the point of runoff or apply when raining or when rain is expected that day. Rinse applicator over lawn area only.

HOW MUCH TO USE:

Spot treatments:

For St. Augustinegrass, Bentgrass, Buffalograss, and Centipedegrass:

For Tank Sprayers - Use 1/2 fluid ounce (1 Tablespoon) per gallon of water to cover 200-square feet of lawn. Do not use on Floritam or other improved varieties of St. Augustinegrass.

Do not apply to St. Augustinegrass or centipedegrass emerging from winter dormancy. Temperatures below 45°F within 72 hours of application may cause damage.

For Bluegrass, Fescues, Perennial Ryegrass, Bahiagrass, Bermudagrass, and Zoysiagrass: Use 1 fluid ounce (2 Tablespoons) per gallon of water to cover 200 square feet.

Repeat treatment for hard-to-control weeds in 30 days if they regrow.


Do not use a hose end sprayer to spray small areas or spot treat weeds.

Limitations on spot treatments to residential turfgrass:

Spot treatment is defined as a treatment area no greater than 1,000 sq.ft. per acre. The maximum application rate is 5.0 fl.oz. per 1,000 sq.ft. per application (0.63 lbs MCPP-p acid equivalent per acre).

CONVERSION TABLE
1 Tablespoon (Tbs.) = 3 teaspoons (tsp.)
1 Fluid Ounce (fl.oz.) = 2 Tablespoons (Tbs.)
1 Cup = 8 Fluid Ounces (fl.oz.)

[Note to supplemental registrant. Select the appropriate container size and present only the information provided for that size on your product labeling.]

PRODUCT FACTS:	
• Treats up to 6,400 square feet (approximate size of 3 tennis courts). Pint Size	
• Treats up to 12,800 square feet (approximate size of 6 tennis courts). Quart Size	
• Treats up to 21,200 square feet (approximate size of 10 tennis courts). 42 Gallon Size	
• Treats up to 51,200 square feet (approximate size of 24 tennis courts). Gallon Size	
KILLS WEEDS:	Dandelion, Clover, Chickweed plus over [Optional "No" Weed Icon] 80 additional broadleaf weeds
WHERE TO USE:	ON LAWNS [Optional Lawn Illustration] without harming lawn grasses when used as directed.
AMOUNT TO USE:	Bent, Buffalo, Centipede, and St. Augustine (Except 'Floritam'): 1 fluid ounce (2 Tablespoons) / gallon of water / 400 square feet
AMOUNT TO USE:	Bahia, Bermuda, Fescues, Kentucky Blue, Perennial Rye and Zoysia: 2 fluid ounces (4 Tablespoons) / gallon of water / 400 square feet
	Questions, Comments or Medical Information? Call: 1-800-xxx-xxxx • http://www.xxx.com

FOR ORTHO HOSE-END SPRAYERS.

Narrative format:

For St. Augustinegrass, Bentgrass, Buffalograss, and Centipedegrass:

- **For Tank Sprayers:** Use 1/2 fl.oz. (1 Tbs.) per gallon of water to cover 200 sq.ft. of lawn.
- **For the Dial 'N Spray Hose-End Sprayer:** Measure 2.5 fl.ozs. (5 Tbs.) into sprayer jar for every 1,000 sq.ft. of lawn. Do not add water to jar. Set dial to 1 Tbs. and spray.
- **For the Ortho Plant & Weed Sprayette® Hose-End Sprayer:** Put 2.5 fl.ozs. (5 Tbs.) into sprayer jar. Fill sprayer jar to the 5 gallon mark with water and spray to cover 1,000 sq.ft.

For Bluegrass, Fescues, Perennial Ryegrass, Bermudagrass, Bahiagrass, and Zoysiagrass:

- **For Tank Sprayers:** Use 1 fl.oz. (2 Tbs.) per gallon of water to cover 200 sq.ft. of lawn.
- **For Dial 'N Spray:** Measure 5 fl.ozs. (10 Tbs.) into sprayer jar for every 1,000 sq.ft. of lawn. Do not add water to the container jar. Set dial on 1 oz. and spray.
- **For Ortho Plant & Weed Sprayette® Hose-End Sprayer:** Measure 5 fl.ozs. (10 Tbs.) into sprayer jar. Fill with water to the 5 gallon mark and spray to cover 1,000 sq.ft.

Tabular Format

Table 1.

Lawn Grass	Sprayer Type	Product To Measure	Area to Treat	Comments
St. Augustinegrass*, Bentgrass, Buffalograss, and Centipedegrass	Tank Sprayer	1/2 fl.oz. (1 Tbs.) into 1 gallon of water and spray.	200 sq.ft. (10' x 20')	*Do not use on 'Floritam' St. Augustinegrass
	Dial 'N Spray®	2.5 fl.ozs. (5 Tbs.) into sprayer jar. DO NOT ADD WATER. Set dial on 1 Tbs. and spray.	1,000 sq.ft.	Do not apply to St. Augustinegrass and centipedegrass emerging from winter dormancy.
	Ortho Plant & Weed Sprayette®	2.5 fl.ozs. (5 Tbs.) into sprayer jar. Fill with water to the 5 gallon mark and spray.	1,000 sq.ft.	Temperatures below 45°F within 72 hours of application may cause damage

Table 2.

Lawn Grass	Sprayer Type	Product to Measure	Area To Treat
Bluegrass, Fescues, Perennial Ryegrass, Bermudagrass, Bahigrass, and Zoysiagrass	Tank Sprayer:	1 fl.oz. (2 Tbs.) into 1 gallon of water and spray.	200 sq.ft. (10' x 20')
	Dial 'N Spray®	5 fl.ozs. (10 Tbs.) into sprayer jar. DO NOT ADD WATER. Set dial on 1 oz. and spray.	1,000 sq.ft.
	Ortho Plant & Weed Sprayette®	5 fl.ozs. (10 Tbs.) into sprayer jar. Fill with water to the 5 gallon mark and spray.	1,000 sq.ft.

Table 3. MEASURING CAP CONTAINER

MEASURING CAP: To open: squeeze cap side while unscrewing.

Chart 1: DILUTION TABLE

Gallons of Spray	Area to Treat (sq.ft.)	Hardy Lawns (bluegrass, zoysiagrass, fescues, ryegrass, bermudagrass, bahiagrass)	Sensitive Lawns** (St. Augustinegrass, bentgrass, buffalograss, centipedegrass)
1	200	Fill cap to level 3 (1 fl.oz.)	Fill cap to level 2 (1/2 fl.oz.)
5	1,000	Fill cap to level 3 five times (5 fl.oz.)	Fill cap to level 2 five times (2.5 fl.oz.)

The measuring cap has 4 levels indicated inside the cap. Fill cap to appropriate level for fast, easy accurate measuring. Close cap tightly after use — no need to rinse.

- Level 1 = 1 teaspoon (tsp.)
- Level 2 = 1/2 fl.oz. = 1 Tablespoon (Tbs.) = 3 tsp.
- Level 3 = 1 fl.oz. (2 Tbs.)
- Level 4 = 2 fl.oz. (4 Tbs.)

**See specific directions for St. Augustinegrass and other sensitive lawns.

Limitations on broadcast applications to residential turfgrass:

The maximum application rate is 5.0 fl.oz. of product per 1,000 sq.ft. per application (0.37 lbs 2,4-D ae, 0.63 lb MCP-p ae and 0.15 lb dicamba ae per acre per application). The maximum number of broadcast applications is limited to 2 per year with a minimum of 30 days between applications. The maximum seasonal rate is 10.0 fl.oz. of product per 1,000 sq.ft. (0.75 lbs 2,4-D ae, 1.26 lb MCP-p ae and 0.31 lb dicamba ae per acre).

**Instructions For Use With The Ortho Dial'N Spray and Measuring Cap Containers.
THREE EASY STEPS TO MIX AND APPLY**

1. Measure the lawn area to be sprayed. Calculate square feet by multiplying length by width.
2. Use a clean sprayer, such as a tank type or hose end sprayer. Carefully mix the proper amount of concentrate with water. See below for directions for the Ortho Dial 'N Spray Hose End Sprayer.
3. Spray evenly over the lawn.

DIRECTIONS FOR ORTHO DIAL 'N SPRAY HOSE END SPRAYER

1. Measure the proper amount of product (see Chart 1) into the sprayer jar for the number of square feet you need to cover. Do not add water to the sprayer jar.
2. Set the dial to 1 Tbs. if you have St. Augustinegrass, Bentgrass, Buffalograss, or Centipedegrass lawns. Set dial to 1 oz. for Bluegrass, Fescue, Ryegrass, Bermudagrass, Bahiagrass, or Zoysiagrass lawns. Spray evenly, wetting weeds and grasses.

WON'T HARM LAWN GRASSES	KILLS WEEDS
Bahiagrass, Bentgrass, Bermudagrass, Buffalograss, Kentucky Bluegrass, Centipedegrass, Fescues, Perennial Ryegrass, Zoysiagrass and St. Augustinegrass (EXCEPT 'Floritam')	Dandelion, Chickweed, Knotweed, Plantains PLUS OVER 80 additional broadleaf weeds. See inside label for complete list of weeds.

13
22

Equal Measures:

1 Tablespoon (Tbs.) = 3 teaspoons (tsp.)
1 Fluid Ounce (fl.oz.) = 2 Tablespoons (Tbs.)
1 Cup = 8 Fluid Ounces (fl.oz.)

[Measuring Container Illustration Optional]

MIXING INSTRUCTIONS:

For Sensitive/Southern Lawns - Bentgrass, Buffalograss, Centipedegrass and St. Augustinegrass (EXCEPT Floratam*).

Amount to Use: 1 fl.oz. (2 Tbs.) per gallon of water for each 400 sq.ft.

[Hose End Sprayer Illustration Optional]

- When using **Ortho Dial'N Spray**: Set dial to 1 oz. Add 2.5 fl.oz. (5 Tbs.) to sprayer jar. DO NOT add water. Spray evenly over 1,000 sq.ft. until jar is empty.

*Floratam is a variety of St. Augustinegrass widely grown in Florida

MIXING INSTRUCTIONS:

For Hardy/Northern Lawns - Bahiagrass, Bermudagrass, Kentucky Bluegrass, Fescues, Perennial Ryegrass, and Zoysiagrass.

Amount to Use: 2 fl.oz. (4 Tbs.) per gallon of water for each 400 sq.ft.

[Hose End Sprayer Illustration Optional]

- When using **Ortho Dial'N Spray**: Set dial to 2 oz. Add 5 fl.oz. to sprayer jar. DO NOT add water. Spray evenly over 1,000 sq.ft. until jar is empty.

FOR BEST RESULTS:

- Measure lawn. Calculate square feet by multiplying length times width.
- Spray when weeds are small and actively growing.
- To reduce risk of lawn injury, avoid spraying drought stressed lawns or when temperature is above 90°F. If dry, water 1 to 2 days before spraying.
- Reapplication can be made in 30 days if necessary.

Note: St. Augustinegrass, Centipedegrass or Bermudagrass lawns may have delayed green-up if this product is used when lawns are emerging from dormancy or when temperature drops below 45°F within 72 hours of application. Do not spray Carpetgrass, Dichondra, or desirable clovers. Do not use on or around fruits, vegetables, or flowers.

Limitations on broadcast applications to residential turfgrass:

The maximum application rate is 5.0 fl.oz. of product per 1,000 sq.ft. per application (0.37 lbs 2,4-D ae, 0.63 lb MCP-p ae and 0.15 lb dicamba ae per acre per application). The maximum number of broadcast applications is limited to 2 per year with a minimum of 30 days between applications. The maximum seasonal rate is 10.0 fl.oz. of product per 1,000 sq.ft. (0.75 lbs 2,4-D ae, 1.26 lb MCP-p ae and 0.31 lb dicamba ae per acre).

Other Use Precautions:

- Do not apply as a fine mist because of potential for injury to desirable plants.
- Do not use this product on or near desirable plants, including contact of spray on exposed root systems or adventitious shoots within the drip line of desirable trees and shrubs, since injury may result.
- Do not apply directly to or near water, storm drains, gutters, sewers, or drainage ditches. Do not apply within 25 feet of rivers, fish ponds, lakes, streams, reservoirs, marshes, estuaries, bays, and oceans. Do not apply when windy. To prevent product run-off, do not over water the treated area(s) to the point of runoff or apply when raining or when rain is expected that day. Rinse applicator over lawn area only.

Alternate Instructions For Use With The Ortho Dial'N Spray and Measuring Cap Containers.

HOW TO APPLY: [MEASURE - Alternative heading]

[Sprayer Illustration Optional] &/or [Walking Man Illustration Optional]

- To treat entire lawn (broadcast application); Use a tank or hose end sprayer. Measure lawn. Calculate square feet by multiplying length times width. Spray evenly over measured area.
- To spot treat individual weeds in lawns: Use a tank sprayer.
- Rain or watering 6 hours after application will not wash away effectiveness.

WHEN TO MOW AND WATER: [MOW AND WATER - Alternative heading]

[Lawn Mower Illustration Optional] &/or [Watering Hose Illustration Optional]

- Do not mow for 1 to 2 days before or after application. [OR - Do not mow for 1 to 2 days after application.]
- If soil is dry, water 1 to 2 days before application.

WHEN TO APPLY: [Weather Illustration Optional]

- Spray when weeds are small and actively growing.
- Spray when temperature is below 90°F.
- Reapplication can be made in 30 days if necessary.
- Newly seeded lawn can be sprayed after first mowing.
- Bare spots can be planted with grass seed 1 week after application.

[Check Mark Illustration Optional] Note: [IMPORTANT - Alternative heading] St. Augustinegrass, Centipedegrass or Bermudagrass lawns may have delayed green-up if this product is used when lawns are emerging from dormancy or when temperature drops below 45°F within 72 hours of application. Do not spray Carpetgrass, Dichondra, or desirable clovers.

Other Use Precautions:

- Do not apply as a fine mist because of potential for injury to desirable plants.
- Do not use this product on or near desirable plants, including contact of spray on exposed root systems or adventitious shoots within the drip line of desirable trees and shrubs, since injury may result.
- Do not apply directly to or near water, storm drains, gutters, sewers, or drainage ditches. Do not apply within 25 feet of rivers, fish ponds, lakes, streams, reservoirs, marshes, estuaries, bays, and oceans. Do not apply when windy. To prevent product run-off, do not over water the treated area(s) to the point of runoff or apply when raining or when rain is expected that day. Rinse applicator over lawn area only.

HOW IT WORKS

Because broadleaf weeds and grasses grow differently, (Brand Name) kills broadleaf weeds without harming lawns when used as directed. (Brand Name) singles out weeds, enters through leaves and moves inside the weed to the roots.

Table 3. MEASURING CAP CONTAINER

MEASURING CAP: To open: squeeze cap side while unscrewing.

15
22

Chart 1: DILUTION TABLE

Gallons of Spray	Area to Treat (sq.ft.)	Hardy Lawns (bluegrass, zoysiagrass, fescues, ryegrass, bermudagrass, bahiagrass)	Sensitive Lawns** (St. Augustinegrass, bentgrass, buffalograss, centipedegrass)
1	400	Fill cap to level 4 (2 fl.oz.)	Fill cap to level 3 (1 fl.oz.)
5	2,000	Fill cap to level 4 five times (10 fl.oz.)	Fill cap to level 3 five times (5 fl.oz.)

The measuring cap has 4 levels indicated inside the cap. Fill cap to appropriate level for fast, easy accurate measuring. Close cap tightly after use — no need to rinse.

- Level 1 = 1 teaspoon (tsp.)
- Level 2 = 1/2 fl.oz. = 1 Tablespoon (Tbs.) = 3 tsp.
- Level 3 = 1 fl.oz. (2 Tbs.)
- Level 4 = 2 fl.oz. (4 Tbs.)

**See specific directions for St. Augustinegrass and other sensitive lawns.

Limitations on broadcast applications to residential turfgrass:

The maximum application rate is 5.0 fl.oz. of product per 1,000 sq.ft. per application (0.37 lbs 2,4-D ae, 0.63 lb MCP-p ae and 0.15 lb dicamba ae per acre per application). The maximum number of broadcast applications is limited to 2 per year with a minimum of 30 days between applications. The maximum seasonal rate is 10.0 fl.oz. of product per 1,000 sq.ft. (0.75 lbs 2,4-D ae, 1.26 lb MCP-p ae and 0.31 lb dicamba ae per acre).

Limitations on spot treatments to residential turfgrass:

Spot treatment is defined as a treatment area no greater than 1,000 sq.ft. per acre. The maximum application rate is 5.0 fl.oz. per 1,000 sq.ft. per application (0.63 lbs MCP-p acid equivalent per acre).

INSTRUCTIONS FOR USE WITH THE Lock 'N Spray(TM) SYSTEM.

HOW TO USE THE Lock 'N Spray(TM) SYSTEM [Walking Man Illustration Optional]

1. Calculate square feet of lawn by multiplying length times width.
2. Connect sprayer to garden hose by turning the sprayer hose connector.
3. Peel off sticker from the top of cartridge.
4. Point sprayer away from you. Hold cartridge so label faces you. Attach cartridge to sprayer.
5. Turn cartridge in either direction until it clicks into place.
6. Make sure sprayer nozzle tip is down.
7. Turn on water.
8. Extend garden hose to farthest section of lawn to be treated. Squeeze (color) trigger and begin spraying.
9. Spray evenly over entire lawn following the listed coverage rates.
10. When finished, release (color) trigger then turn cartridge to unlock and remove from sprayer. (No need to turn off water.)
11. Flush sprayer with water, squeezing and releasing the (color) trigger in short bursts 2 or more times.
11. Turn off water and squeeze the (color) trigger to relieve water pressure.
12. Disconnect sprayer, shake off excess water, and store in a safe place.
13. When finished spraying, the cartridge reseals itself automatically. No spills. No leaks.

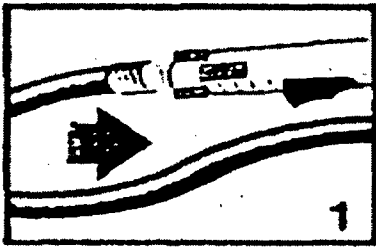


[Container to be marked with 5 Lines for 16 oz. size (or 1/2 liter) or 5 Lines for 32 oz. size (or 1 liter)]


FOR USE WITH THE Lock 'N Spray(TM) SYSTEM

Lock 'N Spray(TM) makes lawn and garden care easy. Simply attach this cartridge to the Lock 'N Spray(TM) sprayer (sold separately). Eliminates mixing, measuring, and messy clean-up. Prevents spills and leaks. Automatically mixes the right amount of product and water.


16
22



Connect sprayer to hose.



Attach and lock cartridge to sprayer. Make sure sprayer nozzle tip is down.



Turn on water and spray. When finished spraying the cartridge reseals itself automatically. No spills. No leaks.

For complete Lock'N Spray(TM) System directions see inside this label.

WHERE TO USE AND COVERAGE RATES

IMPORTANT: Use (Brand Name) to kill broadleaf weeds in the hardy and sensitive lawns listed below without harming when used as directed. Do not spray Carpetgrass, Dichondra, or lawns containing desirable clovers.

HARDY LAWNS

Bahiagrass, Bermudagrass, (Kentucky) Bluegrass, Fescues, and Perennial Ryegrass and Zoysiagrass:

- (16 oz. size) Each line on cartridge represents the amount of product needed to cover approximately 500 square feet of lawn; or
- (32 oz. size) Each line on cartridge represents the amount of product needed to cover approximately 1,000 square feet of lawn.

SENSITIVE LAWNS

Bentgrass, Buffalograss, Centipedegrass, and St. Augustinegrass (Do not use on 'Floritam' St. Augustinegrass that is widely grown in Florida):

- (16 oz. size) Each line on cartridge represents the amount of product needed to cover approximately 1,000 square feet of lawn; or
- (32 oz size) Each line on cartridge represents the amount of product needed to cover approximately 2,000 square feet of lawn.

Note: If applied to St. Augustinegrass, Centipedegrass or Bermudagrass lawns when they are emerging from winter dormancy, or when temperatures drop below 45°F within 72 hours of application, green-up may be delayed.

FOR BEST RESULTS

1. Water 1 to 2 days before application if soil is dry.
2. Do not mow 1 to 2 days before and after application. [OR - Do not mow for 1 to 2 days after application.]
3. Spray when weeds are small and actively growing.
4. Spray only when daytime temperature is below 90°F.
5. Hard-to-control weeds may require a repeat application in 30 days.
6. Treated lawn can be planted with grass seed or sod after 1 week.
7. Newly planted lawn can be treated after first mowing.

Other Use Precautions:

- Do not apply as a fine mist because of potential for injury to desirable plants.
- Do not use this product on or near desirable plants, including contact of spray on exposed root systems or adventitious shoots within the drip line of desirable trees and shrubs, since injury may result.
- Do not apply directly to or near water, storm drains, gutters, sewers, or drainage ditches. Do not apply within 25 feet of rivers, fish ponds, lakes, streams, reservoirs, marshes, estuaries, bays, and oceans. Do not apply when windy. To prevent product run-off, do not over water the treated area(s) to the point of runoff or apply when raining or when rain is expected that day. Rinse applicator over lawn area only.


HOW IT WORKS

Because broadleaf weeds and grasses grow differently, (Brand Name) kills broadleaf weeds without harming lawn grasses when used as directed. (Brand Name) singles out broadleaf weeds, enters through the leaves and moves inside the weed to the roots. Leaves begin to curl within a week with complete kill in 2 to 4 weeks.


Limitations on broadcast applications to residential turfgrass:

The maximum application rate is 4.0 fl.oz. of product per 1,000 sq.ft. per application (0.30 lbs 2,4-D ae, 0.50 lb MCP-p ae and 0.12 lb dicamba ae per acre per application). The maximum number of broadcast applications is limited to 2 per year with a minimum of 30 days between applications. The maximum seasonal rate is 8.0 fl.oz. of product per 1,000 sq.ft. (0.60 lbs 2,4-D ae, 1.0 lb MCP-p ae and 0.25 lb dicamba ae per acre).

For Lock'N Spray(TM) Pint Size:

PRODUCT FACTS:	
• Treats up to 6,400 square feet (approximate size of 3 tennis courts).	
KILLS WEEDS:	Dandelion, Clover, Chickweed plus over [Optional "No" Weed Icon] 80 additional broadleaf weeds
WHERE TO USE:	ON LAWNS [Optional Lawn Illustration] without harming lawn grasses when used as directed.
AMOUNT TO USE[SPRAY]:	Bent, Buffalo, Centipede, and St. Augustine (Except 'Floritam'): Each line on cartridge covers approximately 1,000 square feet.
AMOUNT TO USE:	Bahia, Bermuda, Fescues, Kentucky Blue, Perennial Rye and Zoysia: Each line on cartridge covers approximately 500 square feet.
	Questions, Comments or Medical Information? Call: 1-800-xxx-xxxx • http://www.xxxx.com

For Lock'N Spray(TM) Quart Size:

PRODUCT FACTS:	
• Treats up to 12,800 square feet (approximate size of 6 tennis courts).	
KILLS WEEDS:	Dandelion, Clover, Chickweed plus over [Optional "No" Weed Icon] 80 additional broadleaf weeds
WHERE TO USE:	ON LAWNS [Optional Lawn Illustration] without harming lawn grasses when used as directed.
AMOUNT TO USE[SPRAY]:	Bent, Buffalo, Centipede, and St. Augustine (Except 'Floritam'): Each line on cartridge covers approximately 2,000 square feet.
AMOUNT TO USE:	Bahia, Bermuda, Fescues, Kentucky Blue, Perennial Rye and Zoysia: Each line on cartridge covers approximately 1,000 square feet.
	Questions, Comments or Medical Information? Call: 1-800-xxx-xxxx - http://www.xxxx.com

18
22

DIRECTIONS FOR USE WITH THE Lock 'N Spray(TM) SYSTEM.

DIRECTIONS FOR USE

It is a violation of Federal law to use this product in a manner inconsistent with its labeling.

General Precautions and Restrictions:

- Do not apply this product in a way that will contact any person or pet, either directly or through drift. Keep people and pets out of the area during application.
- Do not allow people or pets to enter the treated area until sprays have dried.

AMOUNT TO SPRAY

[Walking Man Illustration Optional]

- Measure lawn. Calculate square feet by multiplying length times width.
- Use the amount indicated for your lawn variety:
 - Bentgrass, Buffalograss, Centipedegrass and St. Augustinegrass (EXCEPT Floratam, a variety of St. Augustinegrass widely grown in Florida.):**
 - (Quart size) Each line on cartridge covers approximately 2,000 square feet.
 - (Pint size) Each line on cartridge covers approximately 1,000 square feet.
 - Bahiagrass, Bermudagrass, Fescues, Kentucky Bluegrass, Perennial Ryegrass and Zoysiagrass:**
 - (Quart size) Each line on cartridge covers approximately 1,000 square feet.
 - (Pint size) Each line on cartridge covers approximately 500 square feet.

CONNECT	
(Illustration #1)	Connect sprayer to hose.
(Illustration #2)	Attach cartridge to sprayer. Turn cartridge until it clicks into place.
SPRAY	
(Illustration #3)	To begin spraying, make sure sprayer nozzle tip is down, turn on water, and squeeze trigger. Spray evenly over measured area.
FINISH	
(Reverse Illustration #2)	<ul style="list-style-type: none"> • To stop spraying, release trigger, unlock cartridge and remove from sprayer. (No need to turn off water.) • To clean sprayer, flush with water, squeezing and releasing trigger in 2 short bursts. Turn off water. • To disconnect sprayer, relieve water pressure by squeezing trigger.
Cartridge reseals itself automatically - No spills, no leaks!	

Limitations on broadcast applications to residential turfgrass:

The maximum application rate is 4.0 fl.oz. of product per 1,000 sq.ft. per application (0.30 lbs 2,4-D ae, 0.50 lb MCP-p ae and 0.12 lb dicamba ae per acre per application). The maximum number of broadcast applications is limited to 2 per year with a minimum of 30 days between applications. The maximum seasonal rate is 8.0 fl.oz. of product per 1,000 sq.ft. (0.60 lbs 2,4-D ae, 1.0 lb MCP-p ae and 0.25 lb dicamba ae per acre).

WHEN TO MOW AND WATER

[Lawn Mower Illustration Optional] &/or [Watering Hose Illustration Optional]

- Do not mow for 1 to 2 days before or after application. [OR - Do not mow for 1 to 2 days after application.]
- If soil is dry, water 1 to 2 days before application.
- Rain or watering 6 hours after application will not wash away effectiveness.

WHEN TO APPLY: [Weather Illustration Optional]

- Spray when:
 - weeds are small and actively growing.
 - temperature is below 90°F.
- Reapplication can be made in 30 days if necessary.
- Newly seeded lawn can be sprayed after first mowing.

19
22

- Bare spots can be planted with grass seed 1 week after application.

Other Use Precautions:

- Do not apply as a fine mist because of potential for injury to desirable plants.
- Do not use this product on or near desirable plants, including contact of spray on exposed root systems or adventitious shoots within the drip line of desirable trees and shrubs, since injury may result.
- Do not apply directly to or near water, storm drains, gutters, sewers, or drainage ditches. Do not apply within 25 feet of rivers, fish ponds, lakes, streams, reservoirs, marshes, estuaries, bays, and oceans. Do not apply when windy. To prevent product run-off, do not over water the treated area(s) to the point of runoff or apply when raining or when rain is expected that day. Rinse applicator over lawn area only.

IMPORTANT [Check Mark Illustration Optional]

If an ornamental shrub or tree is in the lawn, keep spray off foliage and exposed roots.

St. Augustinegrass, Centipedegrass or Bermudagrass lawns may have delayed green-up if this product is used when lawns are emerging from dormancy or when temperature drops below 45°F within 72 hours of application. Do not spray Carpetgrass, Dichondra, or desirable clovers.

HOW IT WORKS

Because broadleaf weeds and grasses grow differently, (Brand Name) kills broadleaf weeds without harming lawns when used as directed. (Brand Name) singles out weeds, enters through leaves and moves inside the weed to the roots.

LIMITED WARRANTY AND DISCLAIMER

FOR USE ONLY AS DIRECTED.

TO THE EXTENT CONSISTENT WITH APPLICABLE LAW, THE MANUFACTURER NEITHER MAKES NOR INTENDS ANY EXPRESS OR IMPLIED WARRANTIES, INCLUDING ANY WARRANTY OF MERCHANTABILITY OR FITNESS FOR A PARTICULAR PURPOSE, WHICH ARE HEREBY EXPRESSLY DISCLAIMED. TO THE EXTENT CONSISTENT WITH APPLICABLE LAW, IN NO CASE SHALL THE MANUFACTURER BE LIABLE FOR INCIDENTAL, CONSEQUENTIAL, OR SPECIAL DAMAGES RESULTING FROM THE USE OR HANDLING OF THIS PRODUCT. If these terms are not acceptable, return this product unopened immediately to the point of purchase, and the purchase price will be refunded in full. The terms of this LIMITED WARRANTY AND DISCLAIMER cannot be varied by any written or verbal statements or agreements at the point of sale or elsewhere.

===== End of Sublabel 2 =====

APPENDIX

1. Statements which may appear on different label components depending on packaging configuration.

- See next panel for additional Precautionary Statements and First Aid
- Net Contents: _____
- EPA Est. No. _____

2. Advertising claims that may be presented on container labeling, advertisements, brochures, and other marketing/sales promotional materials:

- Kills dandelion, chickweed, knotweed, plantain, henbit, spurge and many other broadleaf lawn weeds.
- Kills weeds - not lawn grasses.
- Kills weeds - not lawns.

- For lawns containing Kentucky bluegrass, fescues, bentgrass, perennial ryegrass, bermudagrass, bahiagrass, centipedegrass, zoysiagrass, St. Augustinegrass, and buffalograss.
- Can be applied with hose-end or pump-up (tank) sprayers.
- Kills (broadleaf) weeds - roots and all.
- For northern and southern grasses.
- Won't harm lawn grasses shown on container label.
- Won't harm lawn grasses.
- Kills weeds in your lawn.
- Formulated for use on northern and sensitive southern lawns.
- Kills major broadleaf lawn weeds: List of the weed species.
- Helps provide a beautiful lawn.
- For cool and warm season lawn grasses
- (Brand Name) kills major broadleaf lawn weeds including dandelion, chickweed, knotweed, in lawns without harming lawn grasses when used as directed.
- For use on grass lawns especially Kentucky bluegrass, fescues, perennial ryegrass, bentgrass, bermudagrass, bahiagrass, centipedegrass, zoysiagrass, St. Augustinegrass, and buffalograss.
- Can be used on St. Augustinegrass, bentgrass, and buffalograss.
- A Trimec® Turf Herbicide Formulation.
- Controls dandelion, chickweed, knotweed, plantain, henbit, spurge and many other broadleaf lawn weeds including those shown on the side panel.
- One quart covers up to 12,800 square feet (of southern turfgrass)" or "One pint covers up to 6,400 square feet (of southern turfgrass)".
- Treats up to (Number) square feet.
- Kills over 80/84 broadleaf lawn weeds including dandelion and others.
- Makes up to (Number) gallons of spray.
- Now for northern and southern lawns.
- New/now (Brand Name) kills over 100 more weeds.
- Now kills over 2 times/twice as many weeds.
- Water based.
- New/now measuring cap & pour spout.
- Improved package.
- New/now with measuring cap.
- Easy pour spout.
- Fast & easy measuring cup.
- Low odor formula.
- Improved low odor formula.
- Low odor.
- New formula for northern and southern grasses/lawns.
- Kills major broadleaf weeds including dandelion, clover, oxalis, chickweed, knotweed plantain, henbit, spurge and others.
- Concentrate
- Now faster acting
- Now faster results
- Now fast acting
- Rain-Proof in hours
- Rain-Fast in hours
- For control that doesn't/won't wash away/off.
- Effective even with rain in 6 hours.
- Specially formulated for residential use
- [Text for Lock 'N Spray(TM) System.]
 - Lock 'N Spray - Use with the Lock 'N Spray(TM) System/Sprayer.
 - An innovative technical breakthrough in sprayer. For Ortho's Lock 'N Spray(TM) smart versatile sprayer system.

21
22

- Kills weeds - Won't harm lawns - Kills weeds without harming lawn grasses when used as directed.
- Kills major broadleaf lawn weeds including dandelion, clover, oxalis, chickweed, knotweed, plantain, henbit, spurge and many others.
- Weed out lawns with Weed-B-Gon
- One easy step to a weed free lawn - Helps promote a beautiful lawn.
- No mixing, no measuring, no mess.
- No mix, No Measure, No Messy Clean-Up.
- Eliminates mixing and measuring. No mixing or measuring necessary.
- Easy to use, premeasured, accurate dosage.
- Simple easy to use/one step application
- No spill, clean and convenient to use
- Closed system prevents spills
- Simple and easy.
- Cartridge sprayer refill, self sealing refill.
- Automatic locking closure, automatically mixes the right amount of product.
- Reusable, disposable cartridges.
- Just lock and spray - Snap 'N Spray
- Cartridge for the Lock 'N Spray(TM) System/Sprayer Concentrate.
- Use (Brand Name).to kill broadleaf weeds in lawns including dandelion, clover, oxalis, chickweed, knotweed, plantain, henbit, spurge, and many others. Won't harm bahiagrass, bentgrass, bermudagrass, bluegrass, buffalograss, centipedegrass, fescues, rye or zoysiagrass. Can also be used on St. Augustinegrass except Floratam.
- 1 pint covers 3,000 to 6,000 sq.ft. (1 quart covers 6,000 to 12,000 sq.ft.) depending on lawn variety. See inside booklet for complete instructions. Specially formulated for residential use.
- Lock 'N Spray(TM) Starter Kit, Reusable Sprayer
- New! No Measuring, No Mixing
- Simply lock in your selected cartridge and you're ready!
- CLEAN - The unique system mixes the precise dilution of product and water. Lock 'N Spray(TM) cartridges automatically seal for easy, leak-free storage.
- CONVENIENT - Fingertip control for comfortable, precise application.
- ECONOMICAL - Use to cover small or large areas. Cartridges available in a wide selection of lawn and garden products.
- Adjustable for 3 spray patterns (up, down or detach for jet spray).
- Swivel hose connector.
- On-Off trigger.
- Interchangeable cartridge (also sold separately).
- **NOTE TO PHYSICIAN:** Emergency information call 1-800-xxx-xxxx or 1-800-xxx-xxxx.
- Medical Information call 1-800-454-2333
- Product Information call 1-800-xxx-xxxx
- Questions, Comments or Medical Information?
- Call: 1-800-xxx-xxxx • <http://www.xxxxx.com>
- OPEN. Resealable Label for Directions & Precautions. Press to Reseal.
- Notice: Buyer assumes all risks of use, storage or handling of this product not in accordance with directions.
- Guarantee: If for any reason you are not satisfied with this product, mail us proof of purchase to obtain a full refund of your purchase price.
- TRIMEC® is a registered trademark of PBI/GORDON CORPORATION.



22
22

[Non-notifications per PRN 95-2]

- 25% More Free
- 40 fluid ounces at the 32 fluid ounce price
- Covers up to an extra 3,200 square feet
- Treats up to 16,000 square feet (approximate size of 7.5 tennis courts)

DOCUMENT CONTROL INFORMATION

1. **Unique Label Identifier:** 002217-00570.20080807.proposed.doc

2. **Reason for Issue:** Various changes pertaining to re-registration. Re-format label.