

PM 23

2217-570

7/18/97

1/15

GORDON'S TRIMEC ST. AUGUSTINEGRASS BROADLEAF HERBICIDE

ACTIVE INGREDIENTS:

*Dimethylamine Salt of 2-(2-methyl-4-chlorophenoxy)propionic acid	10.60%
**Dimethylamine Salt of 2,4-Dichlorophenoxyacetic acid	3.05%
***Dimethylamine Salt of Dicamba: 3,6-dichloro-o-anisic acid.....	1.30%
INERT INGREDIENTS.....	85.05%

TOTAL 100.00%

THIS PRODUCT CONTAINS:

- *0.75 lb. 2-(2-methyl-4-chlorophenoxy) propionic acid equivalent per gallon or 8.76%
 - **0.22 lb. 2,4-Dichlorophenoxyacetic acid equivalent per gallon or 2.53%
 - ***0.093 lb. 3,6-dichloro-o-anisic acid equivalent per gallon or 1.08%
- Isomer Specific by AOAC Method 6.D01-5.
TRIMEC® is a registered trademark of PBI/GORDON CORPORATION.

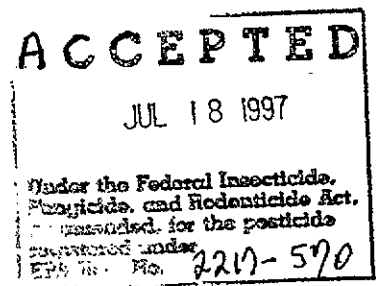
KEEP OUT OF REACH OF CHILDREN

CAUTION

See side panels for additional Precautionary Statements.

NET CONTENTS: ONE PINT, ONE QUART, or ONE U.S. GALLON

880 APXXXXXX
 EPA REG. NO. 2217-570
 EPA EST. NO. 2217-KS-1
 MANUFACTURED BY





READ THE ENTIRE LABEL FIRST. OBSERVE ALL PRECAUTIONS AND FOLLOW DIRECTIONS CAREFULLY.

2/15

PRECAUTIONARY STATEMENTS

Hazards to Humans & Domestic Animals

CAUTION: Harmful if swallowed. Avoid contact with eyes, skin or clothing. Wear face shield or goggles when mixing, loading or applying this product. When using this product, wear long-sleeved shirt, long pants, socks, shoes and rubber gloves.

Personal Hygiene Statements:

After using this product, rinse gloves before removing, remove clothing and launder separately before reuse, and promptly and thoroughly wash hands and exposed skin with soap and water. Remove saturated clothing as soon as possible and shower.

First Aid

IF IN EYES: Immediately flush eyes with plenty of water. Get medical attention if irritation persists.

IF ON SKIN: Wash with plenty of soap and water. Get medical attention.

ENVIRONMENTAL HAZARDS:

This product is toxic to aquatic invertebrates. Drift or runoff may adversely affect aquatic invertebrates and nontarget plants. Do not apply directly to water, or to areas where surface water is present or to intertidal areas below the mean high water mark. Do not contaminate water when disposing of equipment washwaters. Do not apply when weather conditions favor drift from target area.

When cleaning equipment, do not pour the washwater on the ground; spray or drain over a large area away from wells and other water sources.

Most cases of groundwater contamination involving phenoxy herbicides such as 2,4-D and MCPP have been associated with mixing/loading and disposal sites. Caution should be exercised when handling 2,4-D and MCPP pesticides at such sites to prevent contamination of groundwater supplies. Use of closed systems for mixing or transferring this pesticide will reduce the probability of spills. Placement of the mixing/loading equipment on an impervious pad to contain spills will help prevent groundwater contamination.

OPTION I. Directions For Use Permitted to the Acme Division of PBI/Gordon Corporation.

DIRECTIONS FOR USE

It is a violation of Federal law to use this product in a manner inconsistent with its labeling.

Do not allow people (other than applicator) or pets on treatment area during application. Do not enter treatment area until spray has dried.

STORAGE & DISPOSAL

Do not contaminate water, food, or feed by storage or disposal.

STORAGE: Store in original container in a locked storage area inaccessible to children or pets. Keep from freezing.

PESTICIDE DISPOSAL: Pesticide wastes are toxic. Improper disposal of excess pesticide, spray mixture, or rinsate is a violation of Federal law and may contaminate groundwater. If these wastes cannot be disposed of by use according to label instructions, contact your State Pesticide or Environmental Control Agency, or the Hazardous Waste representative at the nearest EPA Regional Office for guidance.

CONTAINER DISPOSAL: Triple rinse (or equivalent). Then offer for recycling or reconditioning, or puncture and dispose of in a sanitary landfill or by other procedures approved by state and local authorities.

OTHER USE PRECAUTIONS:

Do not apply this product through any type of irrigation system.

Do not allow spray to drift onto vegetables, flowers, ornamental plants, shrubs, trees and other desirable plants since injury may result. Do not pour spray solutions near these plants.

Whether using a hose end sprayer or pressure sprayer, do not use fine sprays because they can drift and cause damage to nontarget plants. Coarse spray droplets are less likely to wind drift. Use only lawn type sprayers.

Do not spray on carpetgrass, dichondra, nor on lawns or turf where desirable clovers are present. Do not spray roots of trees and ornamentals. Do not exceed specified dosages for any area; be particularly careful with dripline of trees and other ornamental species.

Avoid spraying St. Augustinegrass when temperature is above 90°F and under conditions of high humidity. Under these conditions, some slight temporary discoloration of the St. Augustinegrass foliage may occur. This product may be injurious to St. Augustinegrass, bentgrass and centipedegrass in cases of accidental overdose.

WHAT IT IS, WHERE & HOW TO USE IT:

Gordon's Trimec® St. Augustinegrass Broadleaf Herbicide is a Trimec® turf herbicide formulation, a combination of three proven weed killers: 2,4-D, mecoprop and dicamba. Together, they control a wide range of broadleaf lawn weeds. This particular formulation is low in 2,4-D for sensitive grasses such as St. Augustinegrass, bentgrass and buffalograss. Spraying should be done when broadleaf weeds are small and tender for best results.

The maximum application rate to turf is 0.4 pounds 2,4-D acid equivalent per acre per application per site. The maximum number of broadcast applications per treatment site is 2 per year.

1. Irrigate the lawn 2 or 3 days prior to spraying. Do not spray lawns under drought conditions.
2. Do not water for 24 hours after treatment.
3. To avoid damage do not apply to St. Augustinegrass or centipedegrass while emerging from winter dormancy. Also, damage may occur to these grasses if temperatures drop below 45°F within 72 hours of application.

St. Augustinegrass, Bentgrass and Buffalograss: Mix 1 fl.oz. in 1 gallon water and uniformly spray 400 sq.ft. If necessary, repeat treatment in 2 to 3 weeks if hard-to-kill weeds persist. Do not use on 'Floritam' or other improved varieties of St. Augustinegrass in Florida.

Bermudagrass, Bahiagrass, Kentucky Bluegrass, Centipedegrass, Fescues and Perennial Ryegrass: Mix 1½ fl.ozs. in 1 gallon water and uniformly spray over 400 sq.ft. On hard-to-kill species, or on older weeds, mix 2 fl.ozs. in 1 gallon water and spray on 400 sq.ft.

WEEDS			
Bedstraw	Dock	Mustard	Speedwell
Black Medic	Galinsoga	Oxalis	Spurge
Buckhorn	Ground Ivy	Peppergrass	Tansy Mustard
Bull Thistle	Hawkweed	Pigweed	Thistle
Burdock	Healall	Plantain	Velvetleaf
Buttercup	Henbit	Poison Ivy	Wild Carrot
Chicory	Knotweed	Poison Oak	Wild Garlic
Chickweed	Lambsquarters	Purslane	Wild Lettuce
Clover	Lespedeza	Ragweed	Wild Onion
Cocklebur	Mallow	Sheep Sorrel	Yarrow and other
Dandelion	Morningglory	Shepherdspurse	broadleaf weeds

Supplemental Labeling For Different Brands, Types, or Sizes of Hose End Applicators.

[See primary label on container for Precautionary Statements, the Statement of Practical Treatment, and Full Directions For Use.]

Supplemental Labeling A.

(INSERT BRAND NAME) HOSE END SPRAYER INSTRUCTIONS: Use a hose end sprayer designed for lawns. Put recommended amount of product (Column 1) in bottle and add water to indicated level (Column 2) and apply spray uniformly to area indicated (Column 3).

For Kentucky Bluegrass, Fescues, Perennial Ryegrass, Bermudagrass, Bahiagrass, and Centipedegrass:

Product, Amount to Use:		Water, Fill Bottle to:	Area to Treat:
(Tablespoons)	(Fluid Ounces)	(Gallons)	(Square Feet)
8	4	8	1000
16	8	16	2000
24	12	24	3000
32	16	32	4000

For St. Augustinegrass, Bentgrass and Buffalograss:

Product, Amount to Use:		Water, Fill Bottle to:	Area to Treat:
(Tablespoons)	(Fluid Ounces)	(Gallons)	(Square Feet)
5	2.5	5	1000
10	5	10	2000
15	7.5	15	3000
20	10	20	4000
25	12.5	25	5000

Supplemental Labeling B.

(INSERT BRAND NAME) HOSE END SPRAYER INSTRUCTIONS: Use a hose end sprayer designed for lawns. Put recommended amount of product (Column 1) in bottle and add water to indicated level (Column 2) and apply spray uniformly to area indicated (Column 3).

For Kentucky Bluegrass, Fescues, Perennial Ryegrass, Bermudagrass, Bahiagrass, and Centipedegrass:

Product, Amount to Use:	Water, Fill Bottle to:	Area to Treat:
(Fluid Ounces)	(Gallons)	(Square Feet)
1½	1	400
3	2	800
6	4	1600
9	6	2400

For St. Augustinegrass, Bentgrass and Buffalograss:

Product, Amount to Use:	Water, Fill Bottle to:	Area to Treat:
(Fluid Ounces)	(Gallons)	(Square Feet)
1	1	400
2	2	800
4	4	1600
6	6	2400

===== End of Option I: =====

9/15

OPTION II. Directions For Use for the Solaris Group of Monsanto Company. [This supplemental product registration will be intended for use by homeowners only on ornamental lawns and turfgrass established in residential sites.]

DIRECTIONS FOR USE

It is a violation of Federal law to use this product in a manner inconsistent with its labeling.



Do not allow people (other than applicator) or pets on treatment area during application. Do not enter treatment area until spray has dried.

STORAGE & DISPOSAL

STORAGE: Store in original container in a locked storage area inaccessible to children or pets. Keep from freezing.

PESTICIDE DISPOSAL: Securely wrap original container in several layers of newspaper and discard in trash.

CONTAINER DISPOSAL: Do not reuse container (bottle, can, jar). Rinse thoroughly before discarding in trash.

WHAT IT IS: Gordon's Trimec® St. Augustinegrass Broadleaf Herbicide is a Trimec® turf herbicide formulation, a combination of three proven weed killers 2,4-D, mecoprop and dicamba. Together, they control a wide range of broadleaf lawn weeds in residential lawns.

Gordon's Trimec® St. Augustinegrass Broadleaf Herbicide kills all major northern and southern broadleaf lawn weeds such as dandelion, chickweed, knotweed, plantains in lawns without harming lawn grasses. Other weeds include the following:

WEEDS:			
Annual Aster	Clover	Mallow	Red Clover
Bedstraw	Cocklebur	Matchweed	Red Henbit
Beggarweed	Common Chickweed	Morningglory	Scarlet Pimpernel
Bindweed	Curdweed	Mouseear Chickweed	Sheep Sorrel
Bittercress	Curly Dock	Musk Thistle	Sheepspurge
Black Medic	Dandelion	Mustard	Sowthistle
Brassbuttons	Dock	Narrowleaf Plantain	Speedwell
Broadleaf Plantain	English Daisy	Oxalis	Spotted Spurge
Buckhorn	False Dandelion	Pennsylvania Smartweed	Spurge
Bull Thistle	Florida Pusley	Pennywort (Creeping Charlie)	Tansy Mustard
Burdock	Galinsoga	Peppergrass	Thistle
Bur Clover	Geranium	Pigweed	Velvetleaf
Burweed	Ground Ivy	Piney Woods Bedstraw	White Clover
Buttercup	Hairy Fleabane	Plantain	Wild Carrot
Buttonweed	Hawkweed	Poison Ivy	Wild Garlic
Carolina Geranium	Healall	Poison Oak	Wild Lettuce
Carpetweed	Henbit	Prickly Lettuce	Wild Onion
Catsear	Knawel	Prostrate Spurge	Wild Strawberry
Chicory	Knotweed	Puncture Vine	Yarrow
Chickweed	Lambsquarters	Purslane	and other
Cinquefoil	Lespedeza	Ragweed	broadleaf weeds

WHERE TO USE: Gordon's Trimec® St. Augustinegrass Broadleaf Herbicide is intended for use on most ornamental lawns including Kentucky bluegrass, perennial ryegrass, fescues, bermudagrass, bahiagrass, bentgrass, buffalograss, centipedegrass, zoysiagrass, and St. Augustinegrass.

Do not use this product on 'Floratum' St. Augustinegrass, carpetgrass, dichondra, or lawns containing desirable clovers. Do not spray roots of trees and ornamentals.

HOW TO TIPS:

- ◆ Spray when broadleaf weeds are small and actively growing for best results.
- ◆ Be sure lawn is well watered. If dry, water 1 to 2 days before spraying. To reduce risk of lawn injury, avoid spraying drought stressed lawns or when temperatures are above 90°F.
- ◆ Spray when air is calm to avoid spray drift onto landscape plants as contact with foliage may injure flowers, shrubs, trees, and other desirable plants.
- ◆ Rain or watering within 24 hours after treatment may reduce effectiveness.
- ◆ For best results, use hose end sprayers or tank type (pump-up pressure) sprayers. Spray evenly over area at recommended rates.

HOW MUCH TO USE: The maximum number of broadcast applications per treatment site is 2 per year. Do not exceed specified dosages for any area.

For St. Augustinegrass, Bentgrass, Buffalograss, and Centipede~~grass~~ Zoysiagrass:

For Tank Sprayers: Use 1/2 fluid ounce (1 Tablespoon) per gallon of water to cover 200 square feet of lawn. Do not use on Floratam or other improved varieties of St. Augustinegrass.

Do not apply to St. Augustinegrass or centipede~~grass~~ emerging from winter dormancy. Temperatures below 45°F within 72 hours of application may cause damage.

For Bluegrass, Fescues, Perennial Ryegrass, Bahiagrass, Bermudagrass, and Zoysiagrass Centipede~~grass~~: Use 1 fluid ounce (2 Tablespoons) per gallon of water to cover 200 square feet.

Repeat treatment for hard-to-control weeds in 2 to 3 weeks if they regrow.

Spot treat new weeds as they appear with Ready-To-Use Weed-B-Gon® Weed Killer or use this product as directed in a tank type sprayer. Do not use a hose end sprayer to spray small areas or spot treat weeds.

CONVERSION TABLE	
1 Tablespoon (Tbs.)	= 3 teaspoons (tsp.)
1 Fluid Ounce (fl.oz.)	= 2 Tablespoons (Tbs.)
1 Cup	= 8 Fluid Ounces (fl.oz.)

SUPPLEMENTAL LABEL FOR ORTHO HOSE-END SPRAYERS.

For St. Augustinegrass, Bentgrass, Buffalograss, and Centipede~~grass~~ Zoysiagrass:

- ◆ **For Tank Sprayers:** Use 1/2 fl.oz. (1 Tbs.) per gallon of water to cover 200 sq.ft. of lawn.
- ◆ **For the Dial 'N Spray Hose-End Sprayer:** Measure 2 1/2 fl.ozs. (5 Tbs.) into sprayer jar for every 1,000 sq.ft. of lawn. Do not add water to jar. Set dial to 1 Tbs. and spray.
- ◆ **For the Ortho Plant & Weed Sprayette® Hose-End Sprayer:** Put 2 1/2 fl.ozs. (5 Tbs.) into sprayer jar. Fill sprayer jar to the 5 gallon mark with water and spray to cover 1,000 sq.ft.

For Bluegrass, Fescues, Perennial Ryegrass, Bermudagrass, Bahiagrass, and Zoysiagrass Centipede~~grass~~:

- ◆ **For Tank Sprayers:** Use 1 fl.oz. (2 Tbs.) per gallon of water to cover 200 sq.ft. of lawn.
- ◆ **For Dial 'N Spray:** Measure 5 fl.ozs. (10 Tbs.) into sprayer jar for every 1,000 sq.ft. of lawn. Do not add water to the container jar. Set dial on 1 oz. and spray.
- ◆ **For Ortho Plant & Weed Sprayette® Hose-End Sprayer:** Measure 5 fl.ozs. (10 Tbs.) into sprayer jar. Fill with water to the 5 gallon mark and spray to cover 1,000 sq.ft.

Or Tabular Format

Table 1.

Lawn Grass	Sprayer Type	Product To Measure	Area to Treat	Comments
St. Augustinegrass*, Bentgrass, Buffalograss, and Centipedegrass Zoysiagrass	Tank Sprayer	½ fl.oz. (1 Tbs.) into 1 gallon of water and spray.	200 sq.ft. (10' x 20')	*Do not use on 'Floritam' St. Augustinegrass
	Dial 'N Spray®	2½ fl.ozs. (5 Tbs.) into sprayer jar. DO NOT ADD WATER. Set dial on 1 Tbs. and spray.	1000 sq.ft.	Do not apply to St. Augustinegrass and centipedegrass emerging from winter dormancy.
	Ortho Plant & Weed Sprayette®	2½ fl.ozs. (5 Tbs.) into sprayer jar. Fill with water to the 5 gallon mark and spray.	1000 sq.ft.	Temperatures below 45° within 72 hours of application may cause damage

Table 2.

Lawn Grass	Sprayer Type	Product to Measure	Area To Treat	Comments
Bluegrass, Fescues, Perennial Ryegrass, Bermudagrass, Bahagrass, and Zoysiagrass Centipedegrass*	Tank Sprayer:	1 fl.oz. (2 Tbs.) into 1 gallon of water and spray.	200 sq.ft. (10' x 20')	*Do not apply to centipedegrass emerging from winter dormancy.
	Dial 'N Spray®	5 fl.ozs. (10 Tbs.) into sprayer jar. DO NOT ADD WATER. Set dial on 1 oz. and spray.	1000 sq.ft.	Temperatures below 45° within 72 hours of application may cause damage
	Ortho Plant & Weed Sprayette®	5 fl.ozs. (10 Tbs.) into sprayer jar. Fill with water to the 5 gallon mark and spray.	1000 sq.ft.	

Table 3. MEASURING CAP CONTAINER

MEASURING CAP: To open: squeeze cap side while unscrewing.

Chart 1: DILUTION TABLE

Gallons of Spray	Area to Treat (sq. ft.)	Hardy Lawns (bluegrass, zoysiagrass, centipedegrass, fescues, ryegrass, bermudagrass, bahagrass)	Sensitive Lawns** (St. Augustinegrass, bentgrass, buffalograss, centipedegrass, zoysiagrass)
1	200	Fill cap to level 3 (1 fl.oz.)	Fill cap to level 2 (½ fl.oz.)
5	1000	Fill cap to level 3 five times (5 fl.oz.)	Fill cap to level 2 five times (2½ fl.oz.)

The measuring cap has 4 levels indicated inside the cap. Fill cap to appropriate level for fast, easy accurate measuring. Close cap tightly after use — no need to rinse.

- ◆ Level 1 = 1 teaspoon (tsp.)
- ◆ Level 2 = ½ fl.oz. = 1 Tablespoon (Tbs.) = 3 tsp.
- ◆ Level 3 = 1 fl.oz. (2 Tbs.)
- ◆ Level 4 = 2 fl.oz. (4 Tbs.)

**See specific directions for St. Augustinegrass and other sensitive lawns.

THREE EASY STEPS TO MIX AND APPLY

1. Measure the lawn area to be sprayed. Calculate square feet by multiplying length by width.
2. Use a clean sprayer, such as a tank type or hose end sprayer. Carefully mix the proper amount of concentrate with water. See below for directions for the Ortho Dial 'N Spray Hose End Sprayer.
3. Spray evenly over the lawn.

DIRECTIONS FOR ORTHO DIAL 'N SPRAY HOSE END SPRAYER

1. Measure the proper amount of product (see Chart 1) into the sprayer jar for the number of square feet you need to cover. Do not add water to the sprayer jar.
2. Set the dial to 1 Tbs. if you have St. Augustinegrass, Bentgrass, Buffalograss, or Centipedegrass Zoysiagrass lawns. Set dial to 1 oz. for Bluegrass, Fescue, Ryegrass, Bermudagrass, Bahiagrass, or Zoysiagrass Centipedegrass lawns. Spray evenly, wetting weeds and grasses.

OPTION III. Proposed Instructions For Use With The Ortho Dial'N Spray and Measuring Cap Containers:

WON'T HARM LAWN GRASSES	KILLS WEEDS
Bahiagrass, Bentgrass, Bermudagrass, Buffalograss, Kentucky Bluegrass, Centipedegrass, Fescues, Perennial Ryegrass, Zoysiagrass and St. Augustinegrass (EXCEPT Floratam)	Dandelion, Chickweed, Knotweed, Plantains, PLUS OVER 80 additional broadleaf weeds. <i>See inside label for complete list of weeds.</i>

Equal Measures:	
1 Tablespoon (Tbs.)	= 3 teaspoons (tsp.)
1 Fluid Ounce (fl.oz.)	= 2 Tablespoons (Tbs.)
1 Cup	= 8 Fluid Ounces (fl.oz.)

MIXING INSTRUCTIONS:
For Sensitive/Southern Lawns - Bentgrass, Buffalograss, Centipedegrass and St. Augustinegrass (EXCEPT Floratam*):
Amount to Use: 1 fl. oz. (2 Tbs.) per gallon of water for each 400 sq. ft.
 ♦ When using Ortho Dial'N Spray: Set dial to 1 oz. Add 2 1/2 fl.oz. (5 Tbs.) to sprayer jar. **DO NOT** add water. Spray evenly over 1,000 sq. ft. until jar is empty.
 *Floratam is a variety of St. Augustinegrass widely grown in Florida.

MIXING INSTRUCTIONS:
For Hardy/Northern Lawns - Bahiagrass, Bermudagrass, Kentucky Bluegrass, Fescues, Perennial Ryegrass, and Zoysiagrass:
Amount to Use: 2 fl. oz. (4 Tbs.) per gallon of water for each 400 sq. ft.
 ♦ When using Ortho Dial'N Spray: Set dial to 2 oz. Add 5 fl.oz. to sprayer jar. **DO NOT** add water. Spray evenly over 1,000 sq. ft. until jar is empty.

FOR BEST RESULTS:

- ◆ Measure lawn. Calculate square feet by multiplying length times width.
- ◆ Spray when weeds are small and actively growing.
- ◆ To reduce risk of lawn injury, avoid spraying drought stressed lawns or when temperature is above 90°F. If dry, water 1 to 2 days before spraying.
- ◆ Spray when air is calm to avoid spray drift onto landscape plants as contact with foliage may injure flowers, shrubs, trees, and other desirable plants.
- ◆ If an ornamental shrub or tree is in the lawn, keep spray off foliage and exposed roots.
- ◆ Reapplication can be made in 2 to 3 weeks if necessary.

Note: St. Augustinegrass, Centipedegrass or Bermudagrass lawns may have delayed green-up if this product is used when lawns are emerging from dormancy or when temperature drops below 45°F within 72 hours of application. Do not spray Carpetgrass, Dichondra, or desirable clovers. Do not use on or around fruits, vegetables, or flowers.

The maximum number of broadcast applications per treatment site is 2 per year. Do not exceed specified dosages for any area.

OR

HOW TO APPLY:

- ◆ To treat entire lawn (broadcast application): Use a tank or hose-end sprayer. Measure lawn. Calculate square feet by multiplying length times width. Spray evenly over measured area.
- ◆ To spot treat individual weeds in lawns: Use a tank sprayer.
- ◆ If an ornamental shrub or tree is in the lawn, keep spray off foliage and exposed roots.

WHEN TO MOW AND WATER:

- ◆ Do not mow for 1 to 2 days before or after application.
- ◆ If soil is dry, water 1 to 2 days before application.

WHEN TO APPLY:

- ◆ Spray when weeds are small and actively growing.
- ◆ Spray when temperature is below 90°F.
- ◆ Spray when air is calm to avoid spray drift onto landscape plants as contact with foliage may injure flowers, shrubs, trees, and other desirable plants.
- ◆ Reapplication can be made in 2 to 3 weeks if necessary.
- ◆ Newly seeded lawn can be sprayed after first mowing.
- ◆ Bare spots can be planted with grass seed 1 week after application.

Note: St. Augustinegrass, Centipedegrass or Bermudagrass lawns may have delayed green-up if this product is used when lawns are emerging from dormancy or when temperature drops below 45°F within 72 hours of application. Do not spray Carpetgrass, Dichondra, or desirable clovers. Do not use on or around fruits, vegetables, or flowers.

The maximum number of broadcast applications per treatment site is 2 per year. Do not exceed specified dosages for any area.

Table 3. MEASURING CAP CONTAINER

MEASURING CAP: To open, squeeze cap side while unscrewing.

10/15

Chart 1. DILUTION TABLE

Gallons of Spray	Area to Treat (sq. ft.)	Hardy Lawns	Sensitive Lawns**
		(bluegrass, zoysiagrass, fescues, perennial ryegrass, bermudagrass, bahiagrass)	(St. Augustinegrass, bentgrass, buffalograss, centipedegrass)
1	400	Fill cap to level 4 (2 fl.oz.)	Fill cap to level 3 (1 fl.oz.)
5	2000	Fill cap to level 4 five times (10 fl.oz.)	Fill cap to level 3 five times (5 fl.oz.)

The measuring cap has 4 levels indicated inside the cap. Fill cap to appropriate level for fast, easy accurate measuring. Close cap tightly after use — no need to rinse.

- ♦ Level 1 = 1 teaspoon (tsp.)
- ♦ Level 2 = ½ fl.oz. = 1 Tablespoon (Tbs.) = 3 tsp.
- ♦ Level 3 = 1 fl.oz. (2 Tbs.)
- ♦ Level 4 = 2 fl.oz. (4 Tbs.)

**See specific directions for St. Augustinegrass and other sensitive lawns.

INSTRUCTIONS FOR USE WITH THE Lock 'N Spray™ SYSTEM.

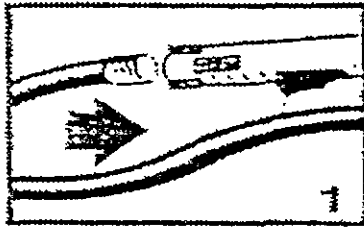
**HOW TO USE THE Lock 'N Spray™ SYSTEM**

1. Calculate square feet of lawn by multiplying length times width.
2. Connect sprayer to garden hose by turning the sprayer hose connector.
3. Peel off sticker from the top of cartridge.
4. Point sprayer away from you. Hold cartridge so label faces you. Attach cartridge to sprayer.
5. Turn cartridge in either direction until it clicks into place.
6. Make sure sprayer nozzle tip is down.
7. Turn on water.
8. Extend garden hose to farthest section of lawn to be treated. Squeeze (color) trigger and begin spraying.
9. Spray evenly over entire lawn following the listed coverage rates.
10. When finished, release (color) trigger then turn cartridge to unlock and remove from sprayer. (No need to turn off water.)
11. Flush sprayer with water, squeezing and releasing the (color) trigger in short bursts 2 or more times.
12. Turn off water and squeeze the (color) trigger to relieve water pressure.
13. ~~Leave sprayer on garden hose for use as a watering device, or disconnect.~~ Disconnect sprayer, shake off excess water, and store in a safe place.
14. When finished spraying, the cartridge reseals itself automatically. No spills. No leaks.


[Container to be marked with 5 Lines for 16 oz. size (or ½ liter) or 5 Lines for 32 oz. size (or 1 liter)]

FOR USE WITH THE Lock 'N Spray™ SYSTEM


Lock'N Spray™ makes lawn and garden care easy. Simply choose the cartridge application that you need and attach it to the sprayer (sold separately) as shown. Eliminates mixing, measuring, and messy clean-up. Prevents spills and leaks. Automatically mixes the right amount of product and water for accurate dosage.



Connect sprayer to hose.



Attach and lock cartridge to sprayer. Make sure sprayer nozzle tip is down.



Turn on water and spray. When finished spraying the cartridge reseals itself automatically. No spills. No leaks.

For complete Lock'N Spray™ System directions see inside this label.

WHERE TO USE AND COVERAGE RATES

IMPORTANT: Use (Brand Name) to kill broadleaf weeds in the hardy and sensitive lawns listed below without harming them. Can even be used on lawns with ornamental trees or shrubs if spray is kept off the leaves and exposed roots. Do not spray Carpetgrass, Dichondra, or lawns containing desirable clovers. Do not use on or around fruits, vegetables, flowers, or other ornamental plants.

HARDY LAWNS

Bahiagrass, Bermudagrass, (Kentucky) Bluegrass, Fescues, and Perennial Ryegrass and Zoysiagrass:

- ♦ (16 oz. size) Each line on cartridge represents the amount of product needed to cover approximately 500 square feet of lawn; or
- ♦ (32 oz. size) Each line on cartridge represents the amount of product needed to cover approximately 1,000 square feet of lawn.

SENSITIVE LAWNS

Bentgrass, Buffalograss, Centipedegrass, St. Augustinegrass, and Zoysiagrass (Do not use on 'Floritam' lawns, a variety of St. Augustinegrass that is widely grown common in Florida, as damage may occur.):

- ♦ (16 oz. size) Each line on cartridge represents the amount of product needed to cover approximately 1,000 square feet of lawn; or
- ♦ (32 oz. size) Each line on cartridge represents the amount of product needed to cover approximately 2,000 square feet of lawn.

Note: If applied to St. Augustinegrass, Centipedegrass or Bermudagrass lawns when they are emerging from winter dormancy, or when temperatures drop below 45°F within 72 hours of application, green-up may be delayed.

FOR BEST RESULTS

1. Water 1 - 2 days before application if soil is dry.
2. Do not mow 1 - 2 days before and after application.
3. Spray when weeds are small and actively growing.
4. Spray only when air is calm to avoid drift to desirable plants.
5. Spray only when daytime temperature is below 90°F.
6. Rain or watering within 24 hours after treatment may reduce weed control, and weeds may require a repeat treatment.
7. Hard-to-control weeds may require a repeat application in 2 to 3 weeks.
8. If a second application is necessary, wait 2 - 3 weeks.
9. Treated lawn can be planted with grass seed or sod after 1 week 3 weeks.
10. Newly planted lawn can be treated after first mowing.
11. For spot treating individual weeds, use Ready-to-Use Weed-B-Gon® Weed Killer.

72/15

HOW IT WORKS

Because broadleaf weeds and grasses grow differently, (Brand Name) kills broadleaf weeds without harming lawn grasses. (Brand Name) singles out broadleaf weeds, enters through the leaves and moves inside the weed to the roots. Leaves begin to curl within a week with complete kill in 2 to 4 weeks.

The maximum number of broadcast applications per treatment site is 2 per year. Do not exceed specified dosages for any area.

SUPPLEMENTAL LABELING FOR ORTHO'S 2 FL.OZ. SAMPLE SIZE CONTAINER.

SAMPLE - NOT FOR SALE - NET CONTENTS 2 FL.OZ. (59 mL)

DIRECTIONS FOR USE

It is a violation of Federal law to use this product in a manner inconsistent with its labeling.



Do not allow people (other than applicator) or pets on treatment area during application. Do not enter treatment area until spray has dried.

STORAGE & DISPOSAL

STORAGE: Store in original container in a locked storage area inaccessible to children or pets. Keep from freezing.

PESTICIDE DISPOSAL: Securely wrap original container in several layers of newspaper and discard in trash.

CONTAINER DISPOSAL: Do not reuse container. Rinse thoroughly before discarding in trash.

TO MAKE TWO (2) GALLONS OF SPRAY	
HARDY LAWNS Bahagrass, Bermudagrass, Bluegrass, Centipedegrass, Fescue, Perennial Ryegrass, Zoysiagrass	SENSITIVE LAWNS Bentgrass, Buffalograss, Centipedegrass, St. Augustinegrass (EXCEPT Floratam)
Pour entire contents (2 oz.) into sprayer. Add 2 gallons of water.	Pour half the contents (1 oz) into sprayer. Add 2 gallons of water.

HOW TO APPLY:

- ◆ Use 2 gallons mixed spray to spot treat weeds in lawn, or spray evenly over 400 square feet of lawn.
- ◆ Spray when air is calm as drift onto foliage may injure flowers, shrubs, trees, or other desirable plants. Do not spray roots of trees and ornamentals.

WHEN TO APPLY:

- ◆ Spray when weeds are small and actively growing.
- ◆ Repeat treatment for hard-to-control weeds in 2 to 3 weeks if they regrow.
- ◆ If applied to St. Augustinegrass, centipedegrass, or bermudagrass lawns when emerging from dormancy, or temperatures drop below 45°F within 72 hours of application, green-up may be delayed.

FOR BEST RESULTS:

- ◆ Water lawn 1 to 2 days before spraying if soil is dry.
- ◆ Spray when temperature is below 90°F.
- ◆ Rain or watering within 24 hours after treatment may reduce effectiveness.

IMPORTANT: Do not spray 'Floratam' (a variety of St. Augustinegrass common that is widely grown in Florida), carpetgrass, dichondra, or desirable clovers. Do not use on or around fruits, vegetables, or flowers. The maximum number of broadcast applications per treatment site is 2 per year. Do not exceed specified dosages for any area.

===== End of Option II. =====

LIMITED WARRANTY AND DISCLAIMER

The manufacturer warrants only that the chemical composition of this product conforms to the ingredient statement given on the label, and that the product is reasonably suited for the labeled use when applied according to the Directions for Use.

THE MANUFACTURER NEITHER MAKES NOR INTENDS ANY OTHER EXPRESS OR IMPLIED WARRANTIES, INCLUDING ANY WARRANTY OF MERCHANTABILITY OR FITNESS FOR A PARTICULAR PURPOSE, WHICH ARE EXPRESSLY DISCLAIMED. This limited warranty does not extend to the use of the product inconsistent with label instructions, warnings or cautions, or to use of the product under abnormal conditions such as drought, excessive rainfall, tornadoes, hurricanes, etc. These factors are beyond the control of the manufacturer or the seller. Any damages arising from a breach of the manufacturer's warranty shall be limited to direct damages, and shall not include indirect or consequential damages such as loss of profits or values, except as otherwise provided by law.

The terms of this Limited Warranty and Disclaimer cannot be varied by any written or verbal statements or agreements. No employee or agent of the seller is authorized to vary or exceed the terms of this Limited Warranty and Disclaimer in any manner.

NOTICE: Buyer assumes all responsibility for safety and use not in accordance with directions.

14/15

APPENDIX

- I. Advertising claims that may be used by supplemental registrants. These claims may be presented on the retail container label or on the labeling accompanying the product.
 - ◆ Kills Dandelion, Chickweed, Knotweed, Plantain, Henbit, Spurge and many other broadleaf lawn weeds.
 - ◆ Kills weeds - not lawn grasses.
 - ◆ For Lawns Containing Kentucky Bluegrass, Fescues, Bentgrass, Perennial Ryegrass, Bermudagrass, Bahiagrass, Centipede grass, Zoysiagrass, St. Augustinegrass, and Buffalograss.
 - ◆ Can be applied with hose-end or pump-up (tank) sprayers.
 - ◆ Kills (broadleaf) weeds - roots and all.
 - ◆ For northern and southern grasses.
 - ◆ Won't harm lawn grasses shown on container label.
 - ◆ ~~Won't harm lawn grasses.~~
 - ◆ Kills weeds in your lawn.
 - ◆ Formulated for use on northern and sensitive southern lawns.
 - ◆ Kills all major broadleaf lawn weeds: List of the weed species.
 - ◆ Helps provide a beautiful lawn.
 - ◆ For cool and warm season lawn grasses
 - ◆ (Brand Name) kills all major broadleaf lawn weeds including dandelion, chickweed, knotweed, in lawns without harming lawn grasses.
 - ◆ For use on grass lawns especially Kentucky Bluegrass, Fescues, Perennial Ryegrass, Bentgrass, Bermudagrass, Bahiagrass, Centipede grass, Zoysiagrass, St. Augustinegrass, and Buffalograss.
 - ◆ A Trimec® Turf Herbicide Formulation.
 - ◆ Controls Dandelion, Chickweed, Knotweed, Plantain, Henbit, Spurge and many other broadleaf lawn weeds including those shown on the side panel.
 - ◆ "One Quart Covers Up To 12,800 Square Feet" or "One Pint Covers Up To 6,400 Square Feet".
 - ◆ Kills over 80/84 40 broadleaf lawn weeds including dandelion and others.
 - ◆ Can be applied with hose-end and tank sprayers.
 - ◆ Makes up to _____ gallons of spray.
 - ◆ Now for northern and southern lawns.
 - ◆ New/now (Brand Name) kills over 100 35% more weeds.
 - ◆ ~~Now kills over 2 times/twice as many weeds.~~
 - ◆ Water based.
 - ◆ New/now measuring cap & pour spout.
 - ◆ Improved package.
 - ◆ New/now with measuring cap.
 - ◆ Easy pour spout.
 - ◆ Fast & easy measuring cup.
 - ◆ Low odor formula.
 - ◆ Improved low odor formula.
 - ◆ Low odor.
 - ◆ New formula for northern and southern grasses/lawns.
 - ◆ Kills all major broadleaf weeds including Dandelion, Clover, Oxalis, Chickweed, Knotweed Plantain, Henbit, Spurge and others.
 - ◆ Concentrate
 - ◆ Now faster acting
 - ◆ Now faster results
 - ◆ Now fast acting
 - ◆ Rain-Proof in hours
 - ◆ Rain-Fast in hours
 - ◆ For control that doesn't/won't wash away/off.
 - ◆ Effective even with rain in 6 hours.
 - ◆ Specially formulated for residential use

♦ [Text for Lock 'N Spray™ System.]

- ◊ Lock 'N Spray - Use with the Lock 'N Spray™ System/Sprayer.
- ◊ An innovative technical breakthrough in sprayer. For Ortho's Lock 'N Spray™ smart versatile sprayer system.
- ◊ Kills weeds - Won't harm lawns - Kills weeds without harming lawn grasses.
- ◊ Kills all major broadleaf lawn weeds including Dandelion, Clover, Oxalis, Chickweed, Knotweed, Plantain, Henbit, Spurge and many others.
- ◊ Weed out lawns with Weed-B-Gon
- ◊ One easy step to a weed free lawn - Helps promote a beautiful lawn.
- ◊ No mixing, no measuring, no mess.
- ◊ No mix, No Measure, No Messy Clean-Up.
- ◊ Eliminates mixing and measuring. No mixing or measuring necessary.
- ◊ Easy to Use, Premeasured, Accurate Dosage.
- ◊ Simple easy to use/one step application
- ◊ No spill, clean and convenient to use
- ◊ Closed system prevents spills
- ◊ Simple and easy.
- ◊ Cartridge sprayer refill, self sealing refill.
- ◊ Automatic locking closure, automatically mixes the right amount of product.
- ◊ Reusable, disposable cartridges.
- ◊ Just lock and spray - Snap 'N Spray
- ◊ Cartridge for the Lock 'N Spray™ System/Sprayer Concentrate.
- ◊ Use (Brand Name) to kill broadleaf weeds in lawns including Dandelion, Clover, Oxalis, Chickweed, Knotweed, Plantain, Henbit, Spurge, and many others. Won't harm Bahiagrass, Bentgrass, Bermudagrass, Bluegrass, Buffalograss, Centipedegrass, Fescue, Rye or Zoysiagrass. Can also be used on St. Augustinegrass except Floratam.
- ◊ 1 pint covers 3,000 - 6,000 sq.ft. (1 quart covers 6,000 - 12,000 sq.ft.) depending on lawn variety. See inside booklet for complete instructions. Specially formulated for residential use.
- ◊ Lock 'N Spray™ Starter Kit, Reusable Sprayer
- ◊ New! No Measuring, No Mixing
- ◊ Simply lock in your selected cartridge and you're ready!
- ◊ CLEAN - The unique system mixes the precise dilution of product and water. Lock 'N Spray™ cartridges automatically seal for easy, leak-free storage.
- ◊ CONVENIENT - Fingertip control for comfortable, precise application.
- ◊ ECONOMICAL - Use to cover small or large areas. Cartridges available in a wide selection of lawn and garden products.
- ◊ Adjustable for 3 spray patterns (up, down or detach for jet spray).
- ◊ Swivel hose connector.
- ◊ On-Off trigger.
- ◊ Interchangeable cartridge (also sold separately).

♦ NOTE TO PHYSICIAN: Emergency information call 1-800-454-2333.

♦ Medical Information call 1-800-454-2333

♦ Product Information call 1-800-225-2883

