



UNITED STATES ENVIRONMENTAL PROTECTION AGENCY
WASHINGTON, D.C. 20460

OFFICE OF
PREVENTION, PESTICIDES AND
TOXIC SUBSTANCES

October 20, 2006

James L. Kunstman, Ph.D.
PBI/Gordon Corporation
P.O. Box 014090
Kansas City, MO 64101

SUBJECT: Applications for Pesticide Notification
✓ Gordon's BL 6000 Lawn Weed Killer EPA Reg. No. 2217-540
EH-1391 Herbicide EPA Reg. No. 2217-844
Applications Dated October 10, 2006 and October 3, 2006

Dear Dr. Kunstman:

The Agency is in receipt of your Applications for Pesticide Notification under Pesticide Registration Notice (PRN) 98-10 for the above products. The Registration Division (RD) has conducted a preliminary screen of this request for its applicability under PRN 98-10 and finds that the actions requested fall within the scope of PRN 98-10. The labels submitted with the applications have been stamped "Notification" and will be placed in our records.

If you have any questions, please me directly at 703-305-6249 or Terri Stowe of my staff at 703-305-6117.

Sincerely,

A handwritten signature in black ink, appearing to read "Linda Arrington".

Linda Arrington
Notifications & Minor Formulations Team Leader
Registration Division (7505P)
Office of Pesticide Programs



United States
Environmental Protection Agency
 Washington, DC 20460

Registration
 Amendment
 Other

OPP Identifier Number

Application for Pesticide - Section I

1. Company/Product Number 2217-540	2. EPA Product Manager Joanne I. Miller	3. Proposed Classification <input checked="" type="checkbox"/> None <input type="checkbox"/> Restricted
4. Company/Product (Name) Gordon's BL 6000 Lawn Weed Killer	PM# Product Manager—Team 23	
5. Name and Address of Applicant (Include ZIP Code) PBI/Gordon Corporation Post Office Box 014090 Kansas City, Missouri 64101 <input type="checkbox"/> Check if this is a new address	6. Expedited Review. In accordance with FIFRA Section 3(c)(3) (b)(i), my product is similar or identical in composition and labeling to: EPA Reg. No. _____ Product Name _____	

Section - II

<input type="checkbox"/> Amendment - Explain below.	<input type="checkbox"/> Final printed labels in response to Agency letter dated _____
<input type="checkbox"/> Resubmission in response to Agency letter dated _____	<input type="checkbox"/> "Me Too" Application.
<input checked="" type="checkbox"/> Notification - Explain below.	<input type="checkbox"/> Other - Explain below.

NOTIFICATION

OCT 20 2006

Explanation: Use additional page(s) if necessary. (For section I and Section II.)

NOTIFICATION per Pesticide Registration Notice (PRN) 98-10: Minor revisions to Directions for Use:

- Pesticide Registration Notice (PRN) 97-5:** The common names of the active ingredients were revised in the ingredient statement according to Pesticide Registration Notice (PRN) 97-5 on December 9, 2004. These approved revisions were omitted from our notification dated June 15, 2005, and we ask to re-instate the common names in the ingredient statement and the CAS Registry Numbers on the front panel. Please refer to page 1 of the enclosed draft labeling.
- Clarify the Directions for Use:** We ask to duplicate the previously approved site descriptions listed in sublabel 1 and repeat the same text in sublabel 2. The number of applications, the application methods and the dosage rate for turfgrass in established residential sites has been maintained without change. Also, we ask to revise the irrigation interval to 24 hours after the application of this product. Please refer to page 5 of the enclosed draft labeling.
- One (1) copy of the draft labeling is enclosed for your review.

This notification is consistent with the provisions of PR Notice 98-10 and EPA regulations at 40 CFR 152.46, and no other changes have been made to the labeling or Confidential Statement of Formula of this product. I understand that it is a violation of 18 U.S.C Sec. 1001 to willfully make any false statement to the EPA. I further understand that if this notification is not consistent with the terms of PR Notice 98-10 and 40 CFR 152.46, this product may be in violation of FIFRA and I may be subject to enforcement action and penalties under Section 12 and 14 of FIFRA.

Section - III

1. Material This Product Will Be Packaged In:				2. Type of Container	
Child-Resistant Packaging <input type="checkbox"/> Yes* <input type="checkbox"/> No	Unit Packaging <input type="checkbox"/> Yes <input type="checkbox"/> No	Water Soluble Packaging <input type="checkbox"/> Yes <input type="checkbox"/> No	<input type="checkbox"/> Metal <input type="checkbox"/> Plastic <input type="checkbox"/> Glass <input type="checkbox"/> Paper <input type="checkbox"/> Other (Specify) _____		
* Certification must be submitted		If "Yes" Unit Packaging wgt. No. per container	If "Yes" Package wgt. No. per container		
3. Location of Net Contents Information <input type="checkbox"/> Label <input type="checkbox"/> Container		4. Size(s) Retail Container		5. Location of Label Directions <input type="checkbox"/> On Label <input type="checkbox"/> On Labeling accompanying product	
6. Manner in Which Label is Affixed to Product <input type="checkbox"/> Lithograph <input type="checkbox"/> Paper glued <input type="checkbox"/> Stenciled			<input type="checkbox"/> Other _____		

Section - IV

1. Contact Point (Complete items directly below for identification of individual to be contacted, if necessary, to process this application.)					
Name James L. Kunstman, Ph.D.		Title Director of Regulatory Services		Telephone No. (Include Area Code) 816-453-0292	
I certify that the statements I have made on this form and all attachments thereto are true, accurate and complete. I acknowledge that any knowingly false or misleading statement may be punishable by fine or imprisonment or both under applicable law.					6. Date Application Received (Stamped)
2. Signature 		3. Title Director of Regulatory Services			
4. Typed Name James L. Kunstman, Ph.D.		5. Date October 10, 2006			

3/20

NOTIFICATION

OCT 20 2006

GORDON'S BL 6000 LAWN WEED KILLER

ACTIVE INGREDIENTS:

2,4-D, dimethylamine salt of.....	5.56%
Mecoprop-p, dimethylamine salt of	1.34%
Dicamba, dimethylamine salt of	0.62%
INERT INGREDIENTS:	92.48%
TOTAL	100.00%

THIS PRODUCT CONTAINS:

- 4.62% 2,4-dichlorophenoxyacetic acid equivalent.
- 1.11% (+)-(R)-2-(2-methyl-4-chlorophenoxy)propionic acid equivalent.
- 0.51% 3,6-dichloro-o-anisic acid equivalent.
- Isomer Specific by AOAC Method.
- Contains the single isomer form of Mecoprop-p.
- TRIMEC® is a registered trademark of PBI/GORDON CORPORATION.
- 2,4-D, dimethylamine salt (CAS Registry No. 2008-39-1)
- Mecoprop-p, dimethylamine salt (CAS Registry No. 66423-09-4)
- Dicamba, dimethylamine salt (CAS Registry No. 2300-66-5)

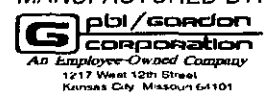
KEEP OUT OF REACH OF CHILDREN

CAUTION

See back panel for additional Precautionary Statements.

NET CONTENTS: _____

827/ AP101006
 EPA REG. NO. 2217-540
 EPA Est. No. 2217-KS-1
 MANUFACTURED BY:



Telephone: 1-800-821-7925



READ THE ENTIRE LABEL FIRST. OBSERVE ALL PRECAUTIONS AND FOLLOW DIRECTIONS CAREFULLY.

PRECAUTIONARY STATEMENTS

Hazards to Humans & Domestic Animals

CAUTION: Harmful if swallowed. Avoid contact with eyes, skin or clothing. Wear face shield or goggles when mixing, loading or applying this product. When using this product, wear long-sleeved shirt, long pants, socks, shoes and rubber gloves.

After using this product, rinse gloves before removing, remove clothing and launder separately before reuse, and promptly and thoroughly wash hands and exposed skin with soap and water. Remove saturated clothing as soon as possible and shower.

First Aid

If inhaled	<ul style="list-style-type: none"> • Move person to fresh air. • If person is not breathing, call 911 or an ambulance, then give artificial respiration, preferably mouth-to-mouth, if possible. • Call a poison control center or doctor for further treatment advice.
If on skin or clothing:	<ul style="list-style-type: none"> • Take off contaminated clothing. • Rinse skin immediately with plenty of water for 15 - 20 minutes. • Call a poison control center or doctor for treatment advice.
If in eyes:	<ul style="list-style-type: none"> • Hold eye open and rinse slowly and gently with water for 15 - 20 minutes. • Remove contact lenses, if present, after the first 5 minutes, then continue rinsing eye. • Call a poison control center or doctor for treatment advice.
If swallowed:	<ul style="list-style-type: none"> • Call a poison control center or doctor immediately for treatment advice. • Have person sip a glass of water if able to swallow. • Do not induce vomiting unless told to do so by a poison control center or doctor. • Do not give anything by mouth to an unconscious person.
<p>Have the product container or label with you when calling a poison control center or doctor or going for treatment.</p> <p>You may also call toll-free 1-877-800-5556 for emergency medical treatment information.</p>	

Containers over 1 gallon and less than 5 gallons: Persons engaged in open pouring of this product must also wear coveralls or a chemical resistant apron.

Containers of 5 gallons or more in capacity must also bear the following statement: A mechanical system (probe and pump) must be used for transferring the contents of this container. If the contents of a non-refillable pesticide container are emptied, the probe must be rinsed before removal.

ENVIRONMENTAL HAZARDS:

This product is toxic to aquatic invertebrates. Drift or runoff may adversely affect aquatic invertebrates and nontarget plants. Do not apply directly to water. Do not contaminate water when disposing of equipment washwater. When cleaning equipment, do not pour the washwater on the ground; spray or drain over a large area away from wells and other water sources.

Most cases of groundwater contamination involving phenoxy herbicides such as 2,4-D and MCPP-p have been associated with mixing/loading and disposal sites. Caution should be exercised when handling 2,4-D and MCPP-p pesticides at such sites to prevent contamination of groundwater supplies. Use of closed systems for mixing and transferring this pesticide will reduce the probability of spills. Placement of the mixing/loading equipment on an impervious pad to contain spills will help prevent groundwater contamination.

DIRECTIONS FOR USE

It is a violation of Federal law to use this product in a manner inconsistent with its labeling.

Do not allow people (other than applicator) or pets on treatment area during application. Do not enter treatment area until spray has dried or dust has settled.

(For Containers Less Than 1 Gallon Capacity):

STORAGE: Keep from freezing. Store in original container in a locked storage area inaccessible to children and pets. Do not store near food or feedstuffs.

DISPOSAL:

If Empty—Do not reuse this container. Place in trash or offer for recycling if available.

If Partly Filled—Call your local solid waste agency or toll free number (1-800-CLEANUP) for disposal instructions. Never place unused product down any indoor or outdoor drain.

(For Containers of 5 Gallons or More in Capacity):

STORAGE: Keep from freezing. Store in original container in a locked storage area inaccessible to children and pets. Do not store near food or feedstuffs.

PESTICIDE DISPOSAL: Pesticide wastes are toxic. Improper disposal of excess pesticide, spray mixture, or rinsate is a violation of Federal law and may contaminate groundwater. If these wastes cannot be disposed of by use according to label instructions, contact your State Pesticide or Environmental Control Agency, or the Hazardous Waste representative at the nearest EPA Regional Office for guidance.

CONTAINER DISPOSAL: *For Metal Containers* - Triple rinse (or equivalent). Then offer for recycling or reconditioning, or puncture and dispose of in a sanitary landfill, or by other procedures approved by state and local authorities. *For Plastic Containers* - Triple rinse (or equivalent). Then offer for recycling or reconditioning, or puncture and dispose of in a sanitary landfill, or incineration, or if allowed by state and local authorities by burning. If burned stay out of smoke.

SUBLABEL 1: For Sealed Hose End Sprayers

IMPORTANT: Do not allow drift onto vegetables, flowers, ornamental plants, shrubs, trees and other desirable plants since injury may result. Do not pour spray solutions near these plants. Do not spray roots of trees and ornamentals. Do not exceed specified dosages for any area; be particularly careful within dripline of tree and other ornamental species.

This product is designed for use through this sprayer for controlling of broadleaf weeds in bahiagrass, bermudagrass, Kentucky bluegrass, fescue, perennial ryegrass, zoysiagrass, centipedegrass, and St. Augustinegrass lawns, vacant lots, playgrounds and other similar areas.

DIRECTIONS FOR USE ON LAWNS:

For control of dandelion, chickweed, plantain, clover, and other listed weeds, apply when weeds are actively growing. Spray weeds such as wild garlic and wild onion when they appear in late fall and again in early spring.

Water lawn thoroughly 1 to 2 days before application. Do not water for 24 ~~48~~ hours after application. Do not mow for one week before treating.

Spray entire lawn, wetting weeds and lawn grasses, do not saturate. Spray when air is calm to avoid spray drift that might injure desirable ornamental plants. Adjust water pressure at faucet to give coarse spray which is less likely to drift. Do not apply when temperatures are expected to exceed 85°F within 24 hours following application.

Temporary injury may occur on bentgrass, bermudagrass, and red fescue lawn grasses. Do not apply to carpetgrass, dichondra, Lippia lawns, and lawns where desirable clovers are present.

Do not apply this product to improved varieties of 'Floratum' St. Augustinegrass in Florida.

Newly seeded lawns may be treated after they have been mowed at least three times.

The maximum application rate to turf is 2.0 pounds 2,4-D acid equivalent per acre per application per site. The maximum number of broadcast applications per treatment site is 2 per year.

HOW TO USE:

Shake well before using. Connect attached spray nozzle to garden hose. Turn the water control "ON/OFF" valve on top of spray nozzle to the "OFF" position. Turn on water at faucet. Extend hose to the farthest area of lawn to be treated and work back towards faucet so that you do not walk over treated areas. Using a coin or key, rotate the small product control valve located near front of nozzle forward to the "OPEN" position.

To begin spraying, point spray nozzle towards lawn and turn the water control "ON/OFF" valve to the "ON" position. The water automatically mixes with the product. Walk at a steady pace while spraying using an even sweeping motion, slightly overlapping treated areas. Refer to graduated scale on side of container to guide coverage.

To stop spraying, turn water control "ON/OFF" valve to the "OFF" position. Rotate small product control valve back to "CLOSED" position. Turn off water at faucet. To relieve pressure, turn water control "ON/OFF" valve to the "ON" position and point sprayer away from any desirable plants before removing unit from hose.

[Alternate instructions for operating the control valve of the sprayer for supplemental registration "Bonide Weed Beater Lawn Weed Killer Ready To Spray," EPA Reg. No. 2217-540-4.]

HOW TO USE:

Make sure water control knob on hose sprayer is in the "OFF" position. Hold by handle and shake vigorously, turning bottle as you shake. Attach hose to spray nozzle. Bend safety tab back and break off. Turn control to "WATER" position. Slowly turn on water supply to moderate rate of flow. Point nozzle toward spray area, turn control knob to "ON". Product will automatically mix with the water. Slowly sweep the area to be treated. To stop spraying, turn control valve to the "OFF" position. Turn off water at faucet. To relieve pressure, turn control valve to the "WATER" position pointing sprayer away from self. Remove from hose.

One quart of Gordon's BL 6000 Lawn Weed Killer will cover 5,000 square feet of lawn for bahiagrass, Kentucky bluegrass, bermudagrass, fescue, perennial ryegrass, and zoysiagrass.

For centipedegrass and St. Augustinegrass, one quart of Gordon's BL 6000 Lawn Weed Killer will treat 8,000 square feet of lawn.

Optional Hose End Directions

Make sure water control knob on hose sprayer is in the "OFF" position. Hold by handle and shake vigorously, turning bottle as you shake. Attach hose to spray nozzle. Bend safety tab back and break off. Turn control to "WATER" position. Slowly turn on water supply to moderate rate of flow. Point nozzle toward spray area, turn control knob to "ON". Product will automatically mix with the water. Slowly sweep the area to be treated. To stop spraying turn control valve to the "OFF" position. Turn off water at faucet. To relieve pressure, turn control valve to the "WATER" position pointing sprayer away from self. Remove from hose.

WEEDS CONTROLLED:

This product is effective on hard to control broadleaf weed species such as dandelion, white clover, sheep sorrel and spurge. In addition, Gordon's BL 6000 Lawn Weed Killer controls susceptible weeds including chickweed, henbit, and plantain. A partial list is presented as follows:

CONTROLS:

Sensitive Weeds: Bedstraw, Black medic, Buckhorn, Chickweed, Clover, Dandelion, Knotweed, Lambsquarters, Peppergrass, Plantain, Purslane, Ragweed, Sheperdspurse, Wild lettuce.

Hard-To-Kill Weeds: Chickory, Dock, Ground ivy, Healall, Lespedeza, Mallow, Morningglory, Oxalis, Pigweed, Poison ivy, Poison oak, Sheep sorrel, Speedwell, Spurge, Virginia buttonweed, Wild carrot, Wild onion, yarrow and many other broadleaf weeds.

===== (END OF SUBLABEL 1) =====

SUBLABEL 2.

WHERE TO USE:

Gordon's BL 6000 Lawn Weed Killer may be used on residential and ornamental lawns, vacant lots, playgrounds and other similar areas where broadleaf weeds are present. Established turf of bahiagrass, bermudagrass, Kentucky bluegrass, centipedegrass, fescues, perennial ryegrass, St. Augustinegrass, and zoysiagrass may be treated. This product is especially effective on all hard-to-kill weeds such as poison ivy, poison oak, sheep sorrel and spurge. In addition, Gordon's BL 6000 Lawn Weed Killer controls most other broadleaf weeds, including sensitive weeds such as chickweed, clover, dandelion, knotweed and plantain. A partial list is given on a following panel.

Optional Text:

This product is designed for use through this sprayer for controlling of broadleaf weeds in bahiagrass, bermudagrass, Kentucky bluegrass, fescue, perennial ryegrass, zoysiagrass, centipedegrass, and St. Augustinegrass lawns, vacant lots, playgrounds and other similar areas.

Temporary injury may occur on bentgrass, bermudagrass, and red fescue lawn grasses. Do not apply to carpetgrass, dichondra, Lippia, and lawns where desirable clovers are present.

Water lawn thoroughly 1 to 2 days before application.

Spray when air is calm to avoid spray drift that might injure desirable ornamental plants. Adjust water pressure at faucet to give coarse spray which is less likely to drift. Do not apply when temperatures are expected to exceed 85°F within 24 hours following application.

Newly seeded lawns may be treated after they have been mowed at least three times.

OTHER USE PRECAUTIONS:

Do not allow drift onto vegetables, flowers, ornamental plants, shrubs, trees and other desirable plants since injury may result. Do not pour spray solutions near these plants.

Whether using a hose end sprayer or pressure sprayer, do not use sprays that are fine because they can drift and cause damage to nontarget plants. Coarse droplet sprays are less likely to drift. Use only lawn-type sprayers.

Do not spray on carpetgrass, dichondra, Lippia, nor on lawns or turf where desirable clovers are present. Do not spray roots of trees and ornamentals.

Do not exceed specified dosages for any area; be particularly careful within dripline of tree and other ornamental species.

This product may be injurious to St. Augustinegrass and centipedegrass if misapplications occur. Do not apply this product to 'Floritam' St. Augustinegrass in Florida.

The maximum application rate to turf is 2.0 pounds 2,4-D acid equivalent per acre per application per site. The maximum number of broadcast applications per treatment site is 2 per year.

WHEN TO USE:

1. Spray at any time during the growing season when weeds are actively growing.
2. On new lawns, wait until the grass has reached a height of 2 inches before making an overall spray treatment. However, a spot treatment may be made at any time with a small pressure sprayer. Wait 3 weeks after treatment before seeding grass seed or planting sprigs or stolons.
3. Poor weed control may result if spray is applied during drought or just before rain.
4. For best results, mow before treatment.
5. Do not water lawn within 24 hours after treatment.

HOSE END SPRAYERS**HOW TO APPLY:**

Shake well before applying. Connect spray nozzle to hose. Remove bottle cap and screw bottle onto nozzle. Turn the "ON/OFF" switch on top of the nozzle right to left to "OFF". Turn on the water at the tap. When ready to treat, turn the "ON/OFF" switch to its center "ON" position. The water mixes automatically with the product at the proper ratio. Walk and spray at a steady pace. Each mark on the side of bottle covers 1,000 to 1,200 square feet.

Use a hose end sprayer designed for home lawn care. Refer to Charts 1 and 2 for the proper amounts of Gordon's BL 6000 Lawn Weed Killer. Determine the area of turf to be treated. Pour the recommended amount of product (Column 1) into the bottle, add water to the indicated level (Column 2), and spray uniformly on turf area shown in Column 3.

CHART 1: Amounts of Gordon's BL 6000 Lawn Weed Killer for bahiagrass, bermudagrass, Kentucky bluegrass, fescues, perennial ryegrass, and zoysiagrass lawns applied with hose end sprayers.

Column 1		Column 2	Column 3
Amount of Lawn Weed Killer to Use		Fill Bottle to, Gallons	Area to Treat, Square Feet
(Tablespoons)	(Fluid Ounces)		
10 to 12	5 to 6	5	950
20 to 24	10 to 12	10	1,900
30 to 36	15 to 18	15	2,850
40 to 48	20 to 24	20	3,800

Note: For these grasses apply the entire contents of this container (32 fluid ounces) on 5,000 to 6,000 square feet of turf.

CHART 2: Amounts of Gordon's BL 6000 Lawn Weed Killer for centipedegrass and St. Augustinegrass lawns applied with hose end sprayers

Column 1		Column 2	Column 3
Amount of Lawn Weed Killer to Use		Fill Bottle to, Gallons	Area to Treat, Square Feet
(Tablespoons)	(Fluid Ounces)		
6	3	5	950
12	6	10	1,900
18	9	15	2,850
24	12	20	3,800

Note: For St. Augustinegrass and centipedegrass apply the entire contents of this container (32 fluid ounces) on 10,000 square feet of turf.

PRESSURE SPRAYERS, BACKPACK SPRAYERS, OR OTHER MANUALLY OPERATED SPRAYERS:

Prepare the appropriate amounts of spray mixtures according to Chart 3. Measure the recommended amount of Gordon's BL 6000 Lawn Weed Killer into the spray tank and dilute with the proper amount of water. Use a spray pattern with small droplets and treat the area indicated in Chart 3.

Chart 3.

A. For bahiagrass, bermudagrass, Kentucky bluegrass, fescues, perennial ryegrass, and zoysiagrass lawns.

Amount of Lawn Weed Killer to Use		Amount of Water in Sprayer, Gallons	Area to Treat, Square Feet
(Tablespoons)	(Fluid Ounces)		
2 to 2.4	1 to 1.2	¾	190
4 to 4.8	2 to 2.4	1½	380
8 to 9.6	4 to 4.8	3	760

B. For centipedegrass and St. Augustinegrass lawns.

Amount of Lawn Weed Killer to Use		Amount of Water in Sprayer, Gallons	Area to Treat, Square Feet
(Tablespoons)	(Fluid Ounces)		
2 to 2.4	1 to 1.2	¾	380
4 to 4.8	2 to 2.4	1½	760
8 to 9.6	4 to 4.8	3	1,520

SPOT SPRAYING:

To spray individual weeds, do not use a hose end sprayer. Mix 1 fluid ounce (2 Tablespoons) of Gordon's BL 6000 Lawn Weed Killer in 1/2 gallon of water in a pressure sprayer. Spray to wet individual weeds.

GENERAL BRUSH CONTROL:

For control of brush along roads and other similar noncrop areas, mix 10 to 14 fluid ounces of Gordon's BL 6000 Lawn Weed Killer in 3 gallons of water and apply over 1,000 square feet. Use the higher rate of product for larger plants or more dense brush stands. Refer to Table 1 for additional instructions for spray preparations with water.

Best results are obtained when brush is young and actively growing. Do not cut brush until the herbicide has translocated throughout the plant causing root death. Keep out of lakes, streams and ponds.

Table 1. Mixing instructions for preparing 1 to 9 gallons of spray solution with water for foliar application.

Spray Solution Desired, Gallons	Amount of Gordon's BL6000 Lawn Weed Killer Required	
	Normal Rate	High Rate (For larger plants or more dense brush)
0.25 (32 fl.oz.)	0.83 fl.oz.	1.16 fl.oz.
1	3 1/3 fl.oz.	4 2/3 fl.oz.
2	6 2/3 fl.oz.	9 1/3 fl.oz.
3	10 fl.oz.	14 fl.oz.
4	13 1/3 fl.oz.	18 2/3 fl.oz.
5	16 2/3 fl.oz.	23 1/3 fl.oz.
6	20 fl.oz.	28 fl.oz.
7	23 1/3 fl.oz.	32 2/3 fl.oz.
8	26 2/3 fl.oz.	37 1/3 fl.oz.
9	30 fl.oz.	42 fl.oz.

Equal measures: 1.0 fl.oz. = 2 tablespoons of product
1.0 quart = 32 fl.oz. = 2 pints = 4 cups

CONTROLS:


BRUSH AND VINES:			
Alder	Cottonwood	Manzanita	Saltbush
Ash	Cucumber tree	Matrimony vine	Serviceberry
Aspen	Dogwood	Moonseed vine	Skunkbrush
Bindweed	Elderberry	Mountain ash	Snowberry
Birch	Elm	Multiflora rose	Spruce
Black cherry	Giant ragweed	Oak	Sumac
Black locust	Gooseberry	Olive, Russian	Sumac, dwarf black
Blackberry	Hackberry	Peppervine	Sycamore
Brambles	Hazel	Persimmon	Tamarisk
Buckbrush	Hemp	Pine	Thistle
Buffalo berry	Himalayan blackberry	Pine, shortleaf	Trumpet Vine
Bush morningglory	Honeylocust	Poison ivy	Trumpet creeper
Buttonbush	Honeysuckle	Poison oak	Virginia creeper
Cedar	Honeysuckle, Japanese	Poplar	Wild plum
Chamise	Kudzu	Raspberry	Willow
Cherry, wild	Lilac, common	Redvine	Winterberry & other
Coastal sage	Marijuana	Sagebrush	brush, trees & vines

HARDY WEEDS:

For hardy weeds such as clover, ground ivy, oxalis, sheep sorrel, dock, thistles, and morningglory, and Virginia buttonweed in lawns and other areas, repeat application in two to three weeks if necessary.

CONTROLS:

SENSITIVE WEEDS:		
Bedstraw	Dandelion	Purslane
Black medic	Knotweed	Ragweed
Buckhorn	Lambsquarters	Shepherdspurse
Chickweed	Peppergrass	Wild lettuce
Clover	Plantain	
HARD-TO-KILL WEEDS:		
Chicory	Morningglory	Speedwell
Dock	Oxalis	Spurge
Ground ivy	Pigweed	Virginia buttonweed
Healall	Poison ivy	Wild carrot
Lespedeza	Poison oak	Wild onion
Mallow	Sheep sorrel	Yarrow & many other broadleaf weeds.



OTHER WEEDS CONTROLLED:

Annual yellow sweetclover	Clover, white	Mustard	Spiny cocklebur
Aster	Cockle	Narrowleaf plantain	Spiny sowthistle
Austrian fieldcress	Cocklebur	Narrowleaf vetch	Spotted catsear
Bedstraw	Common mullein	Nettle	Spotted spurge
Beggarticks	Creeping jenny	Orange hawkweed	Spurweed
Betony, Florida	Cudweed	Oriental cocklebur	Stinging nettle
Bindweed, field	Curly dock	Oxalis	Strawberry, India mock
Bird vetch	Daisy, English	Parsley-piert	Tall nettle
Bitter wintercress	Daisy fleabane	Parsnip	Tall vervain
Bittercress, hairy	Daisy, oxeye	Pearlwort	Tansy ragwort
Bitterweed	Dandelion	Pennycress	Tansy mustard
Black-eyed Susan	Dichondra	Pepperweed	Tanweed
Black medic	Dogfennel	Pigweed	Thistle
Black mustard	Dollarweed	Pineywoods bedstraw	Trailing crownvetch
Blackseed plantain	False dandelion	Plains coreopsis	Tumble mustard
Blessed thistle	Falseflax	Plantain	Tumble pigweed
Bloodflower milkweed	False sunflower	Poison ivy	Velvetleaf
Blue lettuce	Fiddleneck	Poison oak	Venice mallow
Blue vervain	Florida pusley	Pokeweed	Virginia buttonweed
Bracted plantain	Frenchweed	Poorjoe	Virginia creeper
Bristly oxtongue	Galinsoga	Prairie sunflower	Virginia pepperweed
Broadleaf dock	Goldenrod	Prickly lettuce	Wavyleaf bullthistle
Broadleaf plantain	Ground ivy	Prickly sida	Western clematis
Broomweed	Gumweed	Prostrate knotweed	Western salsify
Buckhorn	Hairy fleabane	Prostrate pigweed	White mustard
Buckhorn plantain	Hawkweed	Prostrate spurge	Wild aster
Bulbous buttercup	Healall	Prostrate vervain	Wild buckwheat
Bull thistle	Heartleaf drymary	Puncturevine	Wild carrot
Bullnettle	Heath aster	Purslane, common	Wild four-o'clock
Burclover	Hedge bindweed	Ragweed	Wild garlic
Burdock	Hedge mustard	Red sorrel	Wild geranium
Burning nettle	Henbit	Redroot pigweed	Wild lettuce
Burweed	Hoary cress	Redstem filaree	Wild marigold
Buttercup	Hoary plantain	Rough cinquefoil	Wild mustard
Buttonweed	Hoary vervain	Rough fleabane	Wild onion
Canada thistle	Horsenettle	Russian pigweed	Wild parsnip
Carolina geranium	Jimsonweed	Russian thistle	Wild radish
Carpetweed	Knawel	Scarlet pimpernel	Wild rape
Catchweed bedstraw	Knotweed	Scotch thistle	Wild strawberry
Catnip	Kochia	Sheep sorrel	Wild sweet potato
Catsear	Lambsquarters	Shepherdspurse	Wild vetch
Chickweed, common	Lespedeza	Slender plantain	Woodsorrel
Chickweed, mouseear	Mallow	Smallflower galinsoga	Woolly croton
Chicory	Matchweed	Smooth dock	Woolly morningglory
Cinquefoil	Mexicanweed	Smooth pigweed	Woolly plantain
Clover, crimson	Milk vetch	Sorrel	Wormseed
Clover, hop	Morningglory	Sowthistle	Yarrow
Clover, red	Mouseear hawkweed	Spanishneedles	Yellow rocket
Clover, strawberry	Mugwort	Speedwell	Yellowflower pepperweed
Clover, sweet	Musk thistle	Spiny amaranth	and other broadleaf weeds

======(END OF SUBLABEL 2.)=====

SUBLABEL 3.

DIRECTIONS FOR USE

It is a violation of Federal law to use this product in a manner inconsistent with its labeling.

Do not allow people (other than applicator) or pets on treatment area during application. Do not enter treatment area until spray has dried or dust has settled.

STORAGE: Keep from freezing. Store in original container in a locked storage area inaccessible to children and pets. Do not store near food or feedstuffs.

PESTICIDE DISPOSAL: Securely wrap original container in several layers of newspapers and discard in trash.

CONTAINER DISPOSAL: Do not reuse container. Rinse thoroughly before discarding in trash

TURFGRASS SPECIES:

Gordon's BL 6000 Lawn Weed Killer controls broadleaf weeds commonly found in cool season and warm season turfgrass of residential/domestic areas. Established turf of St. Augustinegrass, bermudagrass, bahiagrass, centipedegrass, Kentucky bluegrass, fescue *spp.*, perennial ryegrass, and zoysiagrass may be treated.

This product is not recommended for carpetgrass, dichondra, Lippia, nor turfgrass with desirable clovers. Avoid placing/depositing spray droplets onto nontarget species including vegetables, flowers, ornamental plants, shrubs, and trees. Do not spray the exposed roots of trees and ornamentals.

WEEDS CONTROLLED:

This product is effective on hard to control broadleaf weed species such as dandelion, white clover, sheep sorrel and spurge. In addition, Gordon's BL 6000 Lawn Weed Killer controls susceptible weeds including chickweed, henbit, and plantain. A partial list is presented as follows:

- WEEDS -

Annual yellow sweetclover	Clover, white	Mustard	Spiny cocklebur
Aster	Cockle	Narrowleaf plantain	Spiny sowthistle
Austrian fieldcress	Cocklebur	Narrowleaf vetch	Spotted catsear
Bedstraw	Common mullein	Nettle	Spotted spurge
Beggarticks	Creeping jenny	Orange hawkweed	Spurweed
Betony, Florida	Cudweed	Oriental cocklebur	Stinging nettle
Bindweed, field	Curly dock	Oxalis	Strawberry, India mock
Bird vetch	Daisy, English	Parsley-piert	Tall nettle
Bitter wintercress	Daisy fleabane	Parsnip	Tall vervain
Bittercress, hairy	Daisy, oxeye	Pearlwort	Tansy ragwort
Bitterweed	Dandelion	Pennycress	Tansy mustard
Black-eyed Susan	Dichondra	Pepperweed	Tanweed
Black medic	Dogfennel	Pigweed	Thistle
Black mustard	Dollarweed	Pineywoods bedstraw	Trailing crownvetch
Blackseed plantain	False dandelion	Plains coreopsis	Tumble mustard
Blessed thistle	Falseflax	Plantain	Tumble pigweed
Bloodflower milkweed	False sunflower	Poison ivy	Velvetleaf
Blue lettuce	Fiddleneck	Poison oak	Venice mallow
Blue vervain	Florida pusley	Pokeweed	Virginia buttonweed
Bracted plantain	Frenchweed	Poorjoe	Virginia creeper
Bristly oxtongue	Galinsoga	Prairie sunflower	Virginia pepperweed
Broadleaf dock	Goldenrod	Prickly lettuce	Wavyleaf bullthistle
Broadleaf plantain	Ground ivy	Prickly sida	Western clematis
Broomweed	Gumweed	Prostrate knotweed	Western salsify
Buckhorn	Hairy fleabane	Prostrate pigweed	White mustard
Buckhorn plantain	Hawkweed	Prostrate spurge	Wild aster
Bulbous buttercup	Healall	Prostrate vervain	Wild buckwheat
Bull thistle	Heartleaf drymary	Puncturevine	Wild carrot
Bullnettle	Heath aster	Purslane, common	Wild four-o'clock
Burclover	Hedge bindweed	Ragweed	Wild garlic
Burdock	Hedge mustard	Red sorrel	Wild geranium
Burning nettle	Henbit	Redroot pigweed	Wild lettuce
Burweed	Hoary cress	Redstem filaree	Wild marigold
Buttercup	Hoary plantain	Rough cinquefoil	Wild mustard
Buttonweed	Hoary vervain	Rough fleabane	Wild onion
Canada thistle	Horsenettle	Russian pigweed	Wild parsnip
Carolina geranium	Jimsonweed	Russian thistle	Wild radish
Carpetweed	Knawel	Scarlet pimpernel	Wild rape
Catchweed bedstraw	Knotweed	Scotch thistle	Wild strawberry
Catnip	Kochia	Sheep sorrel	Wild sweet potato
Catsear	Lambsquarters	Shepherdspurse	Wild vetch
Chickweed, common	Lespedeza	Slender plantain	Woodsorrel
Chickweed, mouseear	Mallow	Smallflower galinsoga	Woolly croton
Chicory	Matchweed	Smooth dock	Woolly morningglory
Cinquefoil	Mexicanweed	Smooth pigweed	Woolly plantain
Clover, crimson	Milk vetch	Sorrel	Wormseed
Clover, hop	Morningglory	Sowthistle	Yarrow
Clover, red	Mouseear hawkweed	Spanishneedles	Yellow rocket
Clover, strawberry	Mugwort	Speedwell	Yellowflower pepperweed
Clover, sweet	Musk thistle	Spiny amaranth	and other broadleaf weeds

INSTRUCTIONS FOR SPRAYERS

Hose end sprayers, backpack sprayers, tank sprayers, and hand operated sprayers are suitable for broadcast applications.

For hose end sprayers with dilution - Measure the amount of product recommended per 1,000 square feet into the sprayer jar. Attach the sprayer head to the jar and refer to the dilution rate presented in the instructions for the sprayer. Set the metering dial or pointer to the recommended setting. Attach the garden hose and apply uniformly.

OR Measure the amount of product recommended per 1,000 square feet into the sprayer jar. Add (fill with) water to the appropriate gallon mark on the jar. Attach the sprayer head to the jar. Attach the garden hose and apply uniformly

For hose end sprayers without dilution - Attach the sprayer head to the jar. Attach the garden hose and apply uniformly. Refer to the scale or view strip on the jar to guide coverage.

For backpack sprayers, knapsack sprayers, hand operated sprayers and other tank sprayers - Measure the amount of product recommended per 1,000 square feet into the sprayer tank. Adjust the sprayer nozzle to deliver coarse droplets and apply uniformly.

ST. AUGUSTINEGRASS AND CENTIPEDEGRASS:

Schedule applications when the broadleaf weeds are growing actively. Broadleaf weeds emerged at the time of application will be controlled. Applications during drought and adverse conditions may not provide the desired weed control/results.

Do not apply to St. Augustinegrass and centipedegrass during spring green-up which is the transition period between dormancy and active growth. Avoid applications to St. Augustinegrass and centipedegrass when the air temperatures exceed 90°F with high relative humidity. Avoid applications to St. Augustinegrass and centipedegrass weakened by drought stress, temperature extremes, insect damage, herbicide injury, or disease injury.

Cultivars of St. Augustinegrass vary in tolerance to this product. Do not apply this product to 'Floritam' St. Augustinegrass.

Do not apply this product immediately *before* rainfall or irrigation. Also, rainfall or irrigation within 24 hours *after* application may reduce the effectiveness.

Use 2.7 - 4.0 fluid ounces of product per 1,000 square feet (Table 1). Generally, the lower application rate will provide satisfactory control of susceptible weeds. Use the higher rates when hard to control weed species are present, with dense broadleaf infestations, or when mature broadleaf weeds are present in late summer or early fall. An additional or follow-up application with a 3 week interval may be needed for dense weed infestations or for extended weed control.

The maximum application rate to turf is 2.0 pounds of 2,4-D acid equivalent per acre per application per site. The maximum number of broadcast applications per treatment site is 2 per year.

The rate recommendations of this product for St. Augustinegrass and centipedegrass with various types of sprayers are presented in Table 1. Application rates above the recommended rates on this label may result in turf injury.

Note to Supplemental Registrants: Select and present the appropriate information from Table 1 for your package type and retail container size.

Table 1. Suggested use rates with broadcast applications to St. Augustinegrass and centipedegrass.

Type of Sprayer	Type of Weed	Recommended Amount of Product fluid ounces (fl.oz.) per 1,000 sq.ft.	Treated Areas, Square Feet (sq.ft.)		
			Package size: 1 pint (16 fl.oz.)	Package size: 1 quart (32 fl.oz.)	Package size: 2 quarts (64 fl.oz.)
Hose end sprayer with dilution	Susceptible	2.7 fl.oz.	6,000 sq.ft.	12,000 sq.ft.	24,000 sq.ft.
	Hard to control	4.0 fl.oz.	4,000 sq.ft.	8,000 sq.ft.	16,000 sq.ft.
Hose end sprayer without dilution	Susceptible	2.7 fl.oz.	6,000 sq.ft.	12,000 sq.ft.	24,000 sq.ft.
	Hard to control	4.0 fl.oz.	4,000 sq.ft.	8,000 sq.ft.	16,000 sq.ft.
Backpack, tank, knapsack, or hand operated sprayers	Susceptible	2.7 fl.oz.	6,000 sq.ft.	12,000 sq.ft.	24,000 sq.ft.
	Hard to control	4.0 fl.oz.	4,000 sq.ft.	8,000 sq.ft.	16,000 sq.ft.

SPOT TREATMENTS FOR ST. AUGUSTINEGRASS AND CENTIPEDEGRASS:

Spot treatments may be appropriate for sparse weed infestations, limited areas, or as a follow-up treatment for dense weed infestations. Use 2.7 fluid ounces of product per 1.0 gallon of water. Backpack sprayers, knapsack sprayers, hand operated sprayers, and other tank sprayers may be used. Observe a 3 week interval between the first and second application for follow-up treatments.

BAHIAGRASS, BERMUDAGRASS, KENTUCKY BLUEGRASS, FESCUE spp., PERENNIAL RYEGRASS AND ZOYSIAGRASS:

Schedule applications when the broadleaf weeds are growing actively. Broadleaf weeds emerged at the time of application will be controlled. Applications during drought and adverse conditions may not provide the desired weed control/results.


Avoid applications to these turfgrasses weakened by drought stress, temperature extremes, insect damage, herbicide injury, or disease injury. Temporary injury may occur with this product on bermudagrass, creeping red fescue, and chewing fescue.1

Do not apply this product immediately before rainfall or irrigation. Also, rainfall or irrigation within 24 hours after application may reduce the effectiveness.

Use 5.3 - 6.4 fluid ounces of product per 1,000 square feet (Table 2). Generally, the lower application rate will provide satisfactory control of susceptible weeds. Use the higher rates when hard to control weed species are present, with dense broadleaf infestations, or when mature broadleaf weeds are present in late summer or early fall. An additional or follow-up application with a 3 week interval may be needed for dense weed infestations or for extended weed control.

The maximum application rate to turf is 2.0 pounds of 2,4-D acid equivalent per acre per application per site. The maximum number of broadcast applications per treatment site is 2 per year.

The rate recommendations of this product for bahiagrass, bermudagrass, Kentucky bluegrass, fescue spp., perennial ryegrass and zoysiagrass with various types of sprayers are presented in Table 2. Application rates above the recommended rates on this label may result in turf injury:



7/20

Note to Supplemental Registrants: Select and present the appropriate information from Table 2 for your package type and retail container size.

Table 2. Suggested use rates with broadcast applications to bahiagrass, bermudagrass, Kentucky bluegrass, fescue sp., perennial ryegrass and zoysiagrass.					
Type of Sprayer	Type of Weed	Recommended Amount of Product fluid ounces (fl.oz.) per 1,000 sq.ft.	Treated Areas, Square Feet (sq.ft.)		
			Package size: 1 pint (16 fl.oz.)	Package size: 1 quart (32 fl.oz.)	Package size: 2 quarts (64 fl.oz.)
Hose end sprayer with dilution	Susceptible	5.3 fl.oz.	3,000 sq.ft.	6,000 sq.ft.	12,000 sq.ft.
	Hard to control	6.4 fl.oz.	2,500 sq.ft.	5,000 sq.ft.	10,000 sq.ft.
Hose end sprayer without dilution	Susceptible	5.3 fl.oz.	3,000 sq.ft.	6,000 sq.ft.	12,000 sq.ft.
	Hard to control	6.4 fl.oz.	2,500 sq.ft.	5,000 sq.ft.	10,000 sq.ft.
Backpack, tank, knapsack, or hand operated sprayers	Susceptible	5.3 fl.oz.	3,000 sq.ft.	6,000 sq.ft.	12,000 sq.ft.
	Hard to control	6.4 fl.oz.	2,500 sq.ft.	5,000 sq.ft.	10,000 sq.ft.

Treated areas of common bermudagrass, Kentucky bluegrass, perennial ryegrass, bahiagrass, and fescue spp., may be seeded/planted within 3 - 4 weeks after application.

SPOT TREATMENTS FOR BAHIAGRASS, BERMUDAGRASS, KENTUCKY BLUEGRASS, FESCUE spp., PERENNIAL RYEGRASS AND ZOYSIAGRASS:

Spot treatments may be appropriate for sparse weed infestations, limited areas, or as a follow-up treatment for dense weed infestations. Use 5.3 fluid ounces of product per 1.0 gallon of water. Backpack sprayers, knapsack sprayers, hand operated sprayers, and other tank sprayers may be used. Observe a 3 week interval between the first and second application for follow-up treatments.

===== (END OF SUBLABEL 3) =====

LIMITED WARRANTY AND DISCLAIMER.

The manufacturer warrants only that the chemical composition of this product conforms to the ingredient statement given on the label, and that the product is reasonably suited for the labeled use when applied according to the Directions for Use.

THE MANUFACTURER NEITHER MAKES NOR INTENDS ANY OTHER EXPRESS OR IMPLIED WARRANTIES, INCLUDING ANY WARRANTY OF MERCHANTABILITY OR FITNESS FOR A PARTICULAR PURPOSE, WHICH ARE EXPRESSLY DISCLAIMED. This limited warranty does not extend to the use of the product inconsistent with label instructions, warnings or cautions, or to use of the product under abnormal conditions such as drought, excessive rainfall, tornadoes, hurricanes, etc. These factors are beyond the control of the manufacturer or the seller. Any damages arising from a breach of the manufacturer's warranty shall be limited to direct damages, and shall not include indirect or consequential damages such as loss of profits or values, except as otherwise provided by law.

The terms of this Limited Warranty and Disclaimer cannot be varied by any written or verbal statements or agreements. No employee or agent of the seller is authorized to vary or exceed the terms of this Limited Warranty and Disclaimer in any manner.


APPENDIX

I. Approved retail container package sizes include: 1 pint, 1 quart, 2 quarts, 0.5, 1, 2.5, 5, 7, 20, 30, 35, and 55 gallons.

II. Advertising claims that may be used by supplemental registrants. These claims may be presented on the retail container label or on the labeling accompanying the product.

- ◆ Contains Trimec® turf herbicide
- ◆ Controls (Kills) *(desired weed species from attached listing may be inserted here e.g. dandelion, chickweed, clover, henbit, knotweed, plantain, spurge,)* and many other broadleaf lawn weeds.
- ◆ Covers up to 6,000 sq.ft. (Northern Grasses).
- ◆ Covers up to 12,160 sq.ft. (Southern Grasses).
- ◆ Covers up to 5,000 sq.ft. of Northern Grasses.
- ◆ Kills the root.
- ◆ Controls Virginia buttonweed.
- ◆ Controls (Kills) over *(Number)* species of brush, trees, weeds, and vines.
- ◆ Connect to hose and spray
- ◆ Just connect to hose and spray!
- ◆ Attached directly to hose and spray
- ◆ Kills weed roots
- ◆ Kills weeds, not the lawn
- ◆ Starts working overnight
- ◆ Kills *(Number)* weeds
- ◆ Kills (Controls) *(desired weed species from attached listing may be inserted here e.g. dandelion, chickweed, clover, dollarweed, henbit, oxalis, plantain, spurge, wild onion,)* and over *(Number)* broadleaf weeds
- ◆ For selective broadleaf weed control in ornamental lawns and turf grasses.
- ◆ Controls *(Number)* weeds. (Listing of weeds may include the following.)
- ◆ Just connect to garden hose and spray
- ◆ Covers up to 5,000 sq.ft. of northern grasses
- ◆ Controls over 200+ Broadleaf Weeds
- ◆ Won't harm lawn grasses when used as directed
- ◆ Kills even the tough weeds, roots and all
- ◆ Rainfast in as little as 6 hours
- ◆ Rainfast in 6 hours
- ◆ Rainproof in 6 hours
- ◆ For outdoor use
- ◆ Just connect to hose and spray!

- ◆ See next page for charts 1 and 2



◆ (Listing of weeds may include the following.)

- WEEDS -			
Annual yellow sweetclover	Clover, white	Mustard	Spiny cocklebur
Aster	Cockle	Narrowleaf plantain	Spiny sowthistle
Austrian fieldcress	Cocklebur	Narrowleaf vetch	Spotted catsear
Bedstraw	Common mullein	Nettle	Spotted spurge
Beggarticks	Creeping jenny	Orange hawkweed	Spurweed
Betony, Florida	Cudweed	Oriental cocklebur	Stinging nettle
Bindweed, field	Curly dock	Oxalis	Strawberry, India mock
Bird vetch	Daisy, English	Parsley-piert	Tall nettle
Bitter wintercress	Daisy fleabane	Parsnip	Tall vervain
Bittercress, hairy	Daisy, oxeye	Pearlwort	Tansy ragwort
Bitterweed	Dandelion	Pennycress	Tansy mustard
Black-eyed Susan	Dichondra	Pepperweed	Tanweed
Black medic	Dogfennel	Pigweed	Thistle
Black mustard	Dollarweed	Pineywoods bedstraw	Trailing crownvetch
Blackseed plantain	False dandelion	Plains coreopsis	Tumble mustard
Blessed thistle	Falseflax	Plantain	Tumble pigweed
Bloodflower milkweed	False sunflower	Poison ivy	Velvetleaf
Blue lettuce	Fiddleneck	Poison oak	Venice mallow
Blue vervain	Florida pusley	Pokeweed	Virginia buttonweed
Bracted plantain	Frenchweed	Poorjoe	Virginia creeper
Bristly oxtongue	Galinsoga	Prairie sunflower	Virginia pepperweed
Broadleaf dock	Goldenrod	Prickly lettuce	Wavyleaf bullthistle
Broadleaf plantain	Ground ivy	Prickly sida	Western clematis
Broomweed	Gumweed	Prostrate knotweed	Western salsify
Buckhorn	Hairy fleabane	Prostrate pigweed	White mustard
Buckhorn plantain	Hawkweed	Prostrate spurge	Wild aster
Bulbous buttercup	Healall	Prostrate vervain	Wild buckwheat
Bull thistle	Heartleaf drymary	Puncturevine	Wild carrot
Bullnettle	Heath aster	Purslane, common	Wild four-o'clock
Burclover	Hedge bindweed	Ragweed	Wild garlic
Burdock	Hedge mustard	Red sorrel	Wild geranium
Burning nettle	Henbit	Redroot pigweed	Wild lettuce
Burweed	Hoary cress	Redstem filaree	Wild marigold
Buttercup	Hoary plantain	Rough cinquefoil	Wild mustard
Buttonweed	Hoary vervain	Rough fleabane	Wild onion
Canada thistle	Horsenettle	Russian pigweed	Wild parsnip
Carolina geranium	Jimsonweed	Russian thistle	Wild radish
Carpetweed	Knawel	Scarlet pimpernel	Wild rape
Catchweed bedstraw	Knotweed	Scotch thistle	Wild strawberry
Catnip	Kochia	Sheep sorrel	Wild sweet potato
Catsear	Lambsquarters	Shepherdspurse	Wild vetch
Chickweed, common	Lespedeza	Slender plantain	Woodsorrel
Chickweed, mouseear	Mallow	Smallflower galinsoga	Woolly croton
Chicory	Matchweed	Smooth dock	Woolly morningglory
Cinquefoil	Mexicanweed	Smooth pigweed	Woolly plantain
Clover, crimson	Milk vetch	Sorrel	Wormseed
Clover, hop	Morningglory	Sowthistle	Yarrow
Clover, red	Mouseear hawkweed	Spanishneedles	Yellow rocket
Clover, strawberry	Mugwort	Speedwell	Yellowflower pepperweed
Clover, sweet	Musk thistle	Spiny amaranth	and other broadleaf weeds

APPENDIX:

Claims which may be presented on the container label of subregistrants:

- Good Housekeeping Seal of Approval



Submitted by Notification 7/27/04

- Kills weeds not lawns
- Kills to the root
- Kills the root
- Fast acting formula
- Rainproof in hours
- The Manufacturer warrants that this product conforms to its chemical description and is reasonably fit for the purpose stated on the label when used in accordance with directions under normal conditions of use, but neither this warranty nor any other warranty of merchantability or fitness for a particular purpose, expressed or implied, extends to the use of this product contrary to label instructions, or under abnormal conditions, or under conditions not reasonably foreseeable to Manufacturer, and Buyer assumes the risk of any such use.

Submitted by Notification 6/15/05

- Trimec® Herbicide
- For outdoor use
- Just connect to hose and spray!
- Covers up to 5,000 sq. feet of Northern grasses

