


<b>(A)</b> 	United States Environmental Protection Agency Office of Pesticide Programs (H7505C) Washington, DC 20460	<input type="checkbox"/> Registration <input type="checkbox"/> Amendment <input checked="" type="checkbox"/> Other	OPP Identifier Number <b>185198</b>
	<b>Application for Pesticide:</b>		

**Section I**

1. Company/Product Number <b>2217-537</b>	2. EPA Product Manager <b>Joanne Miller</b>	3. Proposed Classification <input type="checkbox"/> None <input type="checkbox"/> Restricted
4. Company/Product (Name) <b>Gordon's Trimec Spot Weeder</b>	PM# <b>(PM 23)</b>	
5. Name and Address of Applicant (Include ZIP Code) <b>PBI/Gordon Corporation PO Box 14090 1217 West 12th Street Kansas City, MO 64101</b> <input type="checkbox"/> Check if this is a new address	6. Expedited Review. In accordance with FIFRA Section 3(c)(3) (b)(i), my product is similar or identical in composition and labeling to:  EPA Reg. No. _____ Product Name _____	

**Section II**

<input type="checkbox"/> Amendment - Explain below	<input type="checkbox"/> Final printed labels in response to Agency letter dated _____
<input type="checkbox"/> Resubmission in response to Agency letter dated _____	<input type="checkbox"/> "Me Too" Application.
<input checked="" type="checkbox"/> Notification - Explain below.	<input type="checkbox"/> Other - explain below.

Explanation: Use additional page(s) if necessary. (For section I and Section II.)

NOTIFICATION: Revision of the wetlands warning statement within the Environmental Hazards section according to definition stated in Pesticide Regulation (PR) Notice 93-3, "Labeling Statement Prohibiting Application to Water", March 9, 1993. This is to certify that this notification meets every requirement of PR-Notice 88-6. Three copies of the revised labeling are enclosed.

**NOTIFICATION LABEL NOT REVIEWED PER PR NOTICE 88-6**

DATE 7/17/93

**Section III**

1. Material This Product Will Be Packaged In:				2. Type of Container	
Child-Resistant Packaging <input type="checkbox"/> Yes* <input type="checkbox"/> No	Unit Packaging <input type="checkbox"/> Yes <input type="checkbox"/> No	Water Soluble Packaging <input type="checkbox"/> Yes <input type="checkbox"/> No	Metal <input type="checkbox"/> Plastic <input type="checkbox"/> Glass <input type="checkbox"/> Paper <input type="checkbox"/> Other (Specify) _____		
* Certification must be submitted.		If "Yes," Unit Package wgt.	No. per container	If "Yes," Package wgt.	No. per container
3. Location of Net Contents Information <input type="checkbox"/> Label <input type="checkbox"/> Container		4. Size(s) of Retail Container		5. Location of Label Directions <input type="checkbox"/> On Label <input type="checkbox"/> On Labeling accompanying product	
6. Manner in Which Label is Affixed To Product <input type="checkbox"/> Lithograph <input type="checkbox"/> Paper glued <input type="checkbox"/> Stenciled				<input type="checkbox"/> Other (_____)	


**Section IV**

1. Contact Point (Complete items directly below for identification of individual to be contacted, if necessary, to process this application.)		
Name <b>James A. Armbruster, Ph.D.</b>	Title <b>Mgr. Regulatory Services</b>	Telephone No. (Include Area Code) <b>(816)421-4070</b>

**Certification**

I certify that the statements I have made on this form and all attachments thereto are true, accurate and complete. I acknowledge that any knowingly false or misleading statement may be punishable by fine or imprisonment or both under applicable law.

6. Date Application Received  
\_\_\_\_\_  
(Stamped)

2. Signature 	3. Title <b>Mgr. Regulatory Services</b>
4. Typed Name <b>James A. Armbruster, Ph.D.</b>	5. Date <b>May 20, 1993</b>

**BEST AVAILABLE COPY**

# GORDON'S TRIMEC® SPOT WEEDER

## A TRIMEC® TURF HERBICIDE FORMULATION

Ready-to-Use, No Mixing, No Pouring. Aim at Weed & Spray

(Optional: Kills 33+ weed types, roots and all)

(Optional: "Water-based" or "Water-based formulation")

— KEEP FROM FREEZING —

### ACTIVE INGREDIENTS:

* Dimethylamine Salt of 2,4-Dichlorophenoxyacetic acid.....	0.593%
** Dimethylamine Salt of 2-(2-methyl-4-chlorophenoxy)propionic acid.....	0.287%
*** Dimethylamine Salt of Dicamba (3,6-dichloro-o-anisic acid).....	0.066%
INERT INGREDIENTS.....	99.054%
TOTAL 100.000%	

### THIS PRODUCT CONTAINS:

- \*0.493% 2,4-Dichlorophenoxyacetic acid equivalent.
- \*\*0.237% 2-(2-methyl-4-chlorophenoxy) propionic acid equivalent.
- \*\*\*0.055% 3,6-dichloro-o-anisic acid equivalent.

Isomer Specific by AOAC Methods.

TRIMEC® is a registered trademark of PBI/GORDON CORPORATION.

NOTIFICATION  
LABEL NOT REVIEWED  
PER PRI NOTICE 88-6

DATE 7/12/93

## KEEP OUT OF REACH OF CHILDREN

## CAUTION


See back panel for additional Precautionary Statements.

NET CONTENTS ONE QUART

908/ AP052093

EPA REG. NO. 2217-537  
EPA EST. NO. 2217-KS-1

Mfd. by PBI/GORDON CORPORATION  
KANSAS CITY, MISSOURI 64101



**STOP! READ THE ENTIRE LABEL FIRST. OBSERVE ALL PRECAUTIONS AND FOLLOW DIRECTIONS CAREFULLY.**

### **PRECAUTIONARY STATEMENTS**

#### **Hazards to Humans & Domestic Animals**

**CAUTION:** Harmful if swallowed. Avoid contact with eyes, skin or clothing. Wear long pants, long-sleeved shirt and shoes when applying this product. Wear goggles when applying this product.

When using this product, wear long-sleeved shirt, long pants, socks, shoes and rubber gloves. After using this product, rinse gloves before removing, remove clothing and launder separately before reuse, and promptly and thoroughly wash hands and exposed skin with soap and water. Remove saturated clothing as soon as possible and shower.

In case of contact with eyes, immediately flush with plenty of water. If on skin, wash with soap and water. If irritation develops, get medical attention. Wash hands before eating or smoking and after each use. Avoid contamination of food or feedstuffs.

**ENVIRONMENTAL HAZARDS:** This product is toxic to aquatic invertebrates. Drift or runoff may adversely affect aquatic invertebrates and nontarget plants. For terrestrial uses, do not apply directly to water, to areas where surface water is present or to intertidal areas below the mean high water mark. Do not contaminate water when disposing of equipment washwaters. Do not contaminate domestic or irrigation waters. Do not apply when weather conditions favor drift from target area.

### **DIRECTIONS FOR USE**

It is a violation of Federal Law to use this product in a manner inconsistent with its labeling.

Do not allow people (other than applicator) or pets on treatment area during application. Do not enter treatment areas until spray has dried or dust has settled.

### **STORAGE AND DISPOSAL**

**STORAGE:** Store in original container in a locked storage area inaccessible to children and pets.

**PESTICIDE DISPOSAL:** Securely wrap container in several layers of newspapers and discard in trash.

**CONTAINER DISPOSAL** Do not reuse container. Rinse thoroughly before discarding in trash.

**OTHER USE PRECAUTIONS:** Do not allow spray to drift onto vegetables, flowers, ornamental plants, shrubs, trees and other desirable plants since injury may result. Do not pour spray solution on these plants. Avoid "fine-mist" sprays. Coarse spray droplets are less likely to wind-drift and cause damage to non-target plants. Do not spray roots of desirable trees and shrubs. Do not exceed specified dosage; be particularly careful within dripline of tree and other ornamental species. This product is intended for spot-spraying individual weeds only.

**WHAT IT IS & HOW TO USE IT:** Gordon's Spot-Weeder contains TRIMEC<sup>®</sup> turf herbicide, a combination of three proven weed killers 2,4-D, Mecoprop and Dicamba. Together they control a wide range of broadleaf lawn weeds; some of which are listed on this label.

Use to "spot-treat" weeds in the lawn. For best results, apply when weeds are actively growing. Do not water within 24 hours after spraying. Use as is. Do not mix. Do not dilute. Aim at weed and spray. Only a short burst is needed. Overspraying only wastes the product. Effects begin to show after a few days and weeds gradually die. Up to 4 weeks may be required for complete kill. Be patient, Gordon's TRIMEC<sup>®</sup> Spot Weeder works slowly. Repeat in 3 to 4 weeks if necessary.

**BEST AVAILABLE COPY**

For lawns with many weeds, requiring an overall treatment, spray with ACME TRIMEC® LAWN WEED KILLER, a concentrate you'll have to mix with water in your hose-end or pressure-sprayer.

**CONTROLS:**

Bedstraw  
Black Medic  
Buckhorn  
Canada Thistle  
Chickweed  
Chicory  
Clover  
Cudweed  
Curled Dock  
Dandelion  
Dollarweed  
English Daisy  
Filaree  
Fleabane

Ground Ivy  
Heal-All  
Henbit  
Knotweed  
Lambsquarter  
Lespedeza  
Matchweed  
Morningglory  
Mustard  
Oxalis  
Pennywort  
Pepperweed  
Pigweed  
Plantain


Prickly Lettuce  
Poison Ivy  
Poison Oak  
Purslane  
Ragweed  
Sheep Sorrel  
Shepherdspurse  
Speedwell  
Spurge  
Wild Carrot  
Wild Garlic  
Wild Lettuce  
Wild Onion  
Yarrow

**LIMITED WARRANTY AND DISCLAIMER**

The manufacturer warrants only that the chemical composition of this product conforms to the ingredient statement given on the label, and that the product is reasonably suited for the labeled use when applied according to the Directions for Use.

THE MANUFACTURER NEITHER MAKES NOR INTENDS ANY OTHER EXPRESS OR IMPLIED WARRANTIES, INCLUDING ANY WARRANTY OF MERCHANTABILITY OR FITNESS FOR A PARTICULAR PURPOSE, WHICH ARE EXPRESSLY DISCLAIMED. This limited warranty does not extend to the use of the product inconsistent with label instructions, warnings or cautions, or to use of the product under abnormal conditions such as drought, excessive rainfall, tornadoes, hurricanes, etc. These factors are beyond the control of the manufacturer or the seller. Any damages arising from a breach of the manufacturer's warranty shall be limited to direct damages, and shall not include indirect or consequential damages such as loss of profits or values, except as otherwise provided by law.

The terms of this Limited Warranty and Disclaimer cannot be varied by any written or verbal statements or agreements. No employee or agent of the seller is authorized to vary or exceed the terms of this Limited Warranty and Disclaimer in any manner.



(The following instructions would appear on the bag or be enclosed with the bag containing the trigger sprayer.)

## **SUPPLEMENTAL LABELING FOR USE WITH ATTACHED TRIGGER SPRAYER.**

### **DIRECTIONS FOR USE OF TRIGGER SPRAYER**

1. Remove sprayer from bag.
2. Unscrew cap from bottle and remove the foil seal.
3. Making sure that tube is properly inserted through hole in cap, insert tube into bottle and screw on cap.
4. Open spray nozzle approximately one full turn.
5. TO PRIME -- With sprayer directed at the target area, operate trigger until spray begins (approximately 10 to 15 times).
6. Adjust the sprayer nozzle for desired spray pattern.

### **STORAGE OF TRIGGER SPRAYER**

1. Close spray nozzle.
2. Hook the trigger on or under the bottle handle so that trigger is above the level of contents.
3. To prevent clogging of trigger, remove sprayer from bottle and pump clean water through the hose and trigger.

