


Please read instructions on reverse before completing form.

Form Approved. OMB No. 2070-0060. Approval expires 11-30-93

(A) 	United States Environmental Protection Agency Office of Pesticide Programs (H7505C) Washington, DC 20460	<input type="checkbox"/> Registration	OPP Identifier Number 185184
		<input type="checkbox"/> Amendment	
		<input checked="" type="checkbox"/> Other	

Section I

1. Company/Product Number 2217-413	2. EPA Product Manager Joanne Miller	3. Proposed Classification <input type="checkbox"/> None <input type="checkbox"/> Restricted
4. Company/Product Name 600 LV 2,4-D Weed Killer, A Low Volatile Ester	PMS (P4-23)	
5. Name and Address of Applicant (Include ZIP Code) PBI/Gordon Corporation PO Box 14090 1217 West 12th Street Kansas City, MO 64101 <input type="checkbox"/> Check if this is a new address	6. Expedited Review. In accordance with FIFRA Section 3(c)(3) (b)(i), my product is similar or identical in composition and labeling to: EPA Reg. No. _____ Product Name _____	

Section II

<input type="checkbox"/> Amendment - Explain below	<input type="checkbox"/> Final printed labels in response to Agency letter dated _____
<input type="checkbox"/> Resubmission in response to Agency letter dated _____	<input type="checkbox"/> "Me Too" Application.
<input checked="" type="checkbox"/> Notification - Explain below.	<input type="checkbox"/> Other - explain below.

Explanation: Use additional page(s) if necessary. (For section I and Section II.)

NOTIFICATION: Revision of the wetlands warning statement within the Environmental Hazards section according to definition stated in Pesticide Regulation (PR) Notice 93-3, "Labeling Statement Prohibiting Application to Water", March 9, 1993. This is to certify that this notification meets every requirement of PR-Notice 88-6. Three copies of the revised labeling are enclosed.

NOTIFICATION LABEL NOT REVIEWED PER PR NOTICE 88-6

DATE: 7/17/93

Section III

1. Material This Product Will Be Packaged In:				2. Type of Container	
Child-Resistant Packaging <input type="checkbox"/> Yes* <input type="checkbox"/> No	Unit Packaging <input type="checkbox"/> Yes <input type="checkbox"/> No	Water Soluble Packaging <input type="checkbox"/> Yes <input type="checkbox"/> No		<input type="checkbox"/> Metal	<input type="checkbox"/> Plastic
	If "Yes," Unit Package wgt.	No. per container	If "Yes," Package wgt.	<input type="checkbox"/> Glass	<input type="checkbox"/> Paper
				<input type="checkbox"/> Other (Specify) _____	
3. Location of Net Contents Information <input type="checkbox"/> Label <input checked="" type="checkbox"/> Container		4. Size(s) of Retail Container		5. Location of Label Directions <input type="checkbox"/> On Label <input type="checkbox"/> On Labeling accompanying product	
6. Manner In Which Label Is Affixed To Product <input type="checkbox"/> Lithograph <input type="checkbox"/> Paper glued <input type="checkbox"/> Stenciled			<input type="checkbox"/> Other (_____)		


Section IV

1. Contact Point (Complete items directly below for identification of individual to be contacted, if necessary, to process this application.)

Name James A. Armbruster, Ph.D.	Title Mgr. Regulatory Services	Telephone No. (Include Area Code) (816) 421-4070
---	--	--

Certification

I certify that the statements I have made on this form and all attachments thereto are true, accurate and complete. I acknowledge that any knowingly false or misleading statement may be punishable by fine or imprisonment or both under applicable law.

2. Signature 	3. Title Mgr. Regulatory Services	6. Date Application Received (Stamped)
4. Typed Name James A. Armbruster, Ph.D.	5. Date MAY 20 1993	

BEST AVAILABLE COPY

600 LV 2,4-D WEED KILLER

A LOW VOLATILE ESTER

ACTIVE INGREDIENT

* Isooctyl (2-ethylhexyl) ester of 2,4-Dichlorophenoxyacetic acid 87.9%

INERT INGREDIENTS..... 12.1%

TOTAL 100.0%

THIS PRODUCT CONTAINS

5.6 lbs. 2,4-Dichlorophenoxyacetic acid equivalent per gallon or 58.3%

KEEP OUT OF REACH OF CHILDREN

CAUTION

NOTIFICATION
LABEL NOT REVIEWED
PER PR NOTICE 88-6

DATE. _____


See Next Panel for Precautionary Statements
and Statement of Practical Treatment

NET CONTENTS GALLONS

858/ AP052093

EPA REG. NO. 2217-413
EPA EST. NO. 2217-KS-1

Mfd. by PBI/GORDON CORPORATION
KANSAS CITY, MISSOURI 64101



STOP! READ THE ENTIRE LABEL FIRST. OBSERVE ALL PRECAUTIONS AND FOLLOW DIRECTIONS CAREFULLY.

PRECAUTIONARY STATEMENTS

Hazards to Humans and Domestic Animals

CAUTION: Harmful if swallowed. Avoid contact with skin, eyes or clothing. Harmful if inhaled. Avoid breathing spray mist.

When mixing, loading, or applying this product or repairing or cleaning equipment used with this product, wear eye protection (face shield or safety glasses), chemical resistant gloves, long-sleeved shirt, long pants, socks and shoes. It is recommended that safety glasses include front, brow and temple protection. For aerial applicators in an enclosed cockpit and applicators applying this product from a tractor that has a completely enclosed cab, eye protection is not required.

Wash hands; face and arms with soap and water as soon as possible after mixing, loading or applying this product. Wash hands, face and arms with soap and water before eating, smoking or drinking. Wash hands and arms before using toilet. After work, remove all clothing and shower using soap and water. Do not reuse clothing worn during the previous day's mixing and loading or application of this product without cleaning first. Clothing must be kept and washed separately from other household laundry. Remove saturated clothing as soon as possible and shower.

Containers over 1 gallon and less than 5 gallons: Persons engaged in open pouring of this product must also wear coveralls or a chemical resistant apron.

Containers of 5 gallons or more: A mechanical system (probe and pump) must be used for transferring the contents of this container. If the contents of a non-refillable pesticide container are emptied, the probe must be rinsed before removal.

Statement of Practical Treatment

IF SWALLOWED: Do not induce vomiting. Call a physician immediately.

IF ON SKIN: Wash with soap and water. Get medical attention if irritation persists.

IF IN EYES: Flush with water for 15 minutes. Call a physician at once.

ENVIRONMENTAL HAZARDS: This product is toxic to aquatic invertebrates. Drift or runoff may adversely affect aquatic invertebrates and nontarget plants. For terrestrial uses, do not apply directly to water, to areas where surface water is present or to intertidal areas below the mean high water mark. Do not contaminate water when disposing of equipment washwaters. Do not contaminate domestic or irrigation waters.

Most cases of groundwater contamination involving phenoxy herbicides such as 2,4-D have been associated with mixing/loading and disposal sites. Caution should be exercised when handling 2,4-D pesticides at such sites to prevent contamination of groundwater supplies. Use of closed systems for mixing or transferring this pesticide will reduce the probability of spills. Placement of the mixing/loading equipment on an impervious pad to contain spills will help prevent groundwater contamination.

Physical or Chemical Hazards: Do not use or store near heat or open flame.

DIRECTIONS FOR USE:

It is a violation of Federal Law to use this product in a manner inconsistent with its labeling.

AGRICULTURAL USE REQUIREMENTS

Use this product only in accordance with its labeling and with the Worker Protection Standard 40 CFR part 170. This standard contains requirements for the protection of agricultural workers on farms, forests, nurseries, and greenhouses, and handlers of agricultural pesticides. It contains requirements for training, decontamination, notification, and emergency assistance. It also contains specific instructions and exceptions pertaining to the statements on this label about personal protective equipment, restricted-entry interval, and notification to workers.

Do not apply this product in a way that will contact workers or other persons, either directly or through drift. Only protected handlers may be in the area during application.

For aerial applications, flaggers must wear chemical resistant headgear.

For any requirements specific to your State, consult the agency in your State responsible for pesticide regulation.

Do not enter or allow worker entry into treated areas during the restricted-entry interval (REI) of 12 hours.

For early entry to treated areas that is permitted under the Worker Protection Standard and that involves contact with anything that has been treated, such as plants, soil, or water, wear: coveralls, chemical-resistant gloves, socks and shoes, face shield or safety glasses, protective headgear for aerial applications.

STORAGE & DISPOSAL

STORAGE: Store in original container in a locked storage area inaccessible to children or pets. This product may be stored in an unheated building.

PESTICIDE DISPOSAL: Do not contaminate water, food, or feed by storage or disposal. Pesticide wastes are toxic. Improper disposal of excess pesticide, spray mixture, or rinsate is a violation of Federal Law and may contaminate groundwater. If these wastes cannot be disposed of by use according to label instructions, contact your state Pesticide or Environmental Control Agency or the Hazardous Waste representative at the nearest EPA Regional Office for guidance.

CONTAINER DISPOSAL: Triple rinse (or equivalent). Then offer for recycling or reconditioning, or puncture and dispose of in a sanitary landfill, or incineration, or, if allowed by state and local authorities, by burning. If burned, stay out of smoke.

- USE PRECAUTIONS -

Do not apply this product through any type of irrigation system. Don't overdose. Avoid spray drift to cotton, soybeans, tomatoes, tobacco, grapes, fruit trees, flowers, garden crops, ornamental plants, shrubs, trees and other hormone herbicide - sensitive desirable plants. Do not apply near these plants because small quantities of wind-drifted herbicide may cause severe injury. Do not apply when wind speed is sufficient to cause drift. Do not apply when a temperature air inversion exists. An air inversion may be detected by creating a smoke column and observing a layering effect. Do not apply when temperature exceeds 90°F. Do not apply if rain is expected within the hour.

GENERAL: Apply 600 LV as a water or oil spray during warm weather when weeds or brush are actively growing. Application under drought conditions often will give poor results. Use low spray pressure to minimize drift. On cropland and along roadsides, do not exceed 20 psi pressure. Apply enough spray volume to provide uniform coverage of weeds and brush, usually 5 to 20 gallons per acre by ground equipment and 3 to 5 gallons by aircraft. Higher gallonage may be used if desired, to improve spray coverage. Generally, the low dosages recommended on this label will be satisfactory for young, succulent growth of sensitive weed species. For less sensitive species and under conditions where control is more difficult, the higher dosages will be needed. For crop uses, do not mix with oil or other adjuvants unless specifically recommended on this label. Deep-rooted perennial weeds such as Canada thistle and field bindweed, and many woody plants usually require repeated applications for maximum control. Do not apply 600 LV where spray drift may contact nearby susceptible crops or other desirable plants, or may contaminate water used for irrigation or domestic purposes. Read and follow all



precautions on this label. Local conditions may affect the use of herbicides. Consult your State Agricultural Experiment Station or Extension Service weed specialists for advice in selecting treatments from this label to best fit local conditions. Be sure that use of this product conforms to all applicable regulations. Apply this product only as specified on this label.

- WEEDS -

Arrowhead	Dogfennel	Pepperweed, Field	Sweet Clover
Beggarticks	Elderberry	Pigweed	Tansy Mustard
Bindweed	Fanweed	Plantains	Tansy Ragwort
Bitterweed	Galinsoga	Poison Ivy	Thistle, Bull
Blueweed, Texas	Goatsbeard	Poorjoe	Thistle, Musk
Broomweed	Halogeton	Ragweed	Thistle, Russian
Buckbrush	Hoary Cress	Rape, Wild	Tumbleweed
Buckhorn	Horse Nettle	Redstem	Velvetleaf
Buckwheat	Jewelweed	Sage, Coastal	Vervains
Burdock	Jimsonweed	Sagebrush, Sand	Vetch
Burhead	Knotweed	Salsify	Water Plantain
Canada Thistle	Kochia	Sand	Wild Carrot
Carpetweed	Lambsquarter	Shinnery Oak	Wild Garlic
Catnip	Locoweed	Sheep sorrel	Wild Hemp
Chamise	Mallow, Venice	Shepherdspurse	Wild Onion
Chicory	Manzanita	Sicklepod	Wild Radish
Cocklebur	Marshelder	Smartweed	Wild Sweet Potato
Coffeeweed	Milkweed	Sneezeweed, Bitter	Willow
Cornflower	Milk Vetch	Sowthistle, Annual	Witchweed
Coyotebrush	Morningglory	Spanishneedles	Wormwood
Croton	Mustards	Sumac	Yellow Rocket
Dandelion	Nettles	Sunflower	Yellow Starthistle
Docks	Pennycress		

NOTES ABOUT WIND DRIFT:

Ground Equipment Spray drift can be lessened by: Keep the spray boom as low as possible and by applying 20 gallons or more of spray per acre. Use no more than 20 pounds spraying pressure with flat fan or flooding flat fan nozzle tips. Spray when wind velocity is low. Do not spray with oil when wind exceeds 6 to 7 miles per hour. Do not apply with hollow cone-type insecticide or other nozzles that produce a fine-droplet spray.

Aircraft Application Spray drift can be lessened by: Applying not less than 5 gallons of spray per acre. Use no more than 20 pounds spray pressure at the nozzles. Use nozzles which produce a coarse spray pattern. Spray only when wind velocity is less than 5 miles per hour.

PREPARATION OF THE SPRAY:

With Water Fill the spray tank about half full with water. Add the required amount of 600 LV with agitation. Then, add the rest of the water. NOTE: 600 LV in water forms an emulsion which tends to separate unless the mixture is kept agitated.

With Water & Oil Mix 600 LV and the oil first. Add this mixture to the water. However, with adequate agitation, the oil can be added after the 600 LV is mixed in the water.

With Oil If straight oil is used, a solution is formed and separation does not occur. Do not allow any water to get into the herbicide-oil solution to avoid formulation of an invert emulsion.

SMALL GRAINS (not underseeded with a legume):

NOTE: Do not permit dairy or meat animals being finished for slaughter to forage or graze treated grain fields within 2 weeks after treatment. Do not feed treated straw to livestock.

Spring Wheat & Barley Apply 1/3 to 3/4 pint per acre. Spray when grain is in full tiller stage (usually 4 to 8 inches tall) but before the boot stage, and when weeds are small. Do not apply before the tiller stage nor from early boot to the dough stage. Higher rates (3/4 to 1 1/2 pints per acre) may be required to control certain weeds but crop injury may occur.

Winter Wheat & Rye Apply 1/3 to 1/2 pint per acre in the spring at the full tiller stage but before the early boot stage.

Spring Seeded Oats Apply 1/3 pint per acre at the full tiller stage but before the early boot stage. Oats are less tolerant to 2,4-D than wheat or barley and more likely to suffer some injury.

Fall Seeded Oats (Southern) Grown for Grain Apply 1/2 to 1 pints per acre after full tillering but before the early boot stage. Some difficult weeds may require the higher rate for maximum control but crop injury may result. Do not apply during or immediately following cold weather.

Preharvest Treatment Apply 1/2 to 1 1/2 pints per acre when grains are in the hard dough stage to control large weeds that may interfere with harvest. Best results are obtained when soil moisture is sufficient to cause succulent weed growth

CORN: Hybrids vary in response to 2,4-D and some are easily injured. Spray only varieties known to be tolerant to 2,4-D. Contact seed company or your Agricultural Experiment Station or Extension Service weed specialists for this information. Use one of the following programs for weed control in corn:

Pre-emergence Apply 1 1/2 to 2 2/3 pints per acre to soil anytime after planting but before corn emerges. Do not use on light sandy soil. Do not cultivate until necessary.

Emergence Apply 3/4 pint per acre just as corn plants are breaking ground.

Postemergence After emergence of corn, use 1/2 pint per acre. Application of 1/2 to 3/4 pint per acre may be needed for maximum control of some weeds but such rates are more likely to injure the corn. Do not apply from the tasseling to dough stage. Do not use with oil, atrazine or other adjuvants. Crop injury is more likely to occur if corn is growing rapidly under high temperature and high soil moisture conditions. To reduce breakage of stalks from temporary brittleness caused by 2,4-D, delay cultivation for 8 to 10 days after treatment.

Preharvest Treatment After the hard dough or denting stage, apply 1/3 to 1 1/3 pints per acre by air or ground equipment to suppress perennial weeds, and control tall weeds such as bindweed, cocklebur, dogbane, jimsonweed, ragweed, smartweed, velvetleaf, and vines that interfere with harvesting. Do not forage or feed corn fodder for 7 days following application.

SORGHUM (Milo): Apply 1/3 pint per acre when sorghum is 5 to 15 inches tall. A higher rate of 1/2 to 3/4 pint per acre may be needed to control some weeds but the chance for crop injury is likewise increased. Do not use with oil. Do not treat before the sorghum is 5 inches tall nor during the boot, flowering, or early dough stages. If sorghum is taller than 8 inches, use drop nozzles to keep the spray off the foliage as much as possible. Temporary crop injury may occur under conditions of high soil moisture and high temperatures. Varieties vary in tolerance to 2,4-D and some hybrids are quite sensitive. Spray only varieties known to be tolerant to 2,4-D. Some hybrids are quite sensitive. Contact seed company or your Agricultural Experiment Station or Extension Service weed specialists for information.

GRASS SEED CROPS: Use 3/4 to 1 pint per acre in the amount of water required for uniform application by air or ground equipment. Apply to established stands in spring from the tiller to early boot stage. Do not spray in boot stage. New spring seedlings may be treated with the lower rate after the grasses have at least five leaves. Perennial weed regrowth may be treated in the fall.

WEED AND BRUSH CONTROL IN RANGELANDS & GRASS PASTURES: Do not graze dairy cattle in treated areas for 7 days after application. Remove meat animals from freshly treated areas for 3 days before slaughter. Do not cut treated grass for hay within 30 days after application. Do not use on bentgrass, alfalfa, clover or other legumes. Do not use on newly seeded areas until grass is well established. Do not use from early boot to milk stage where grass seed production is desired.

The maximum application rate to pasture and rangeland is 2 pounds 2,4-D acid equivalent per acre per application per site.

Bitterweed, Broomweed, Croton, Docks, Kochia, Marshelder, Muskthistle and Other Broadleaf Weeds Use 3 pints of LV 600 per acre in the amount of water needed for uniform application. If the weeds are young and growing actively, 1 1/2 pints per acre will provide control of some species. Deep-rooted perennial weeds may require repeated treatments in the same year or in subsequent years.

Wild Garlic and Wild Onion Apply 3 to 4 pints per acre making three application (fall-spring-fall) or (spring-fall-spring), starting in late fall or early spring.

Weed Control in Newly Sprigged Coastal Bermudagrass Apply 1 1/2 to 3 pints per acre pre-emergence and/or postemergence.

Sand Shinnery Oak and Sand Sagebrush On the oak, use 1 1/2 pints in 5 gallons of oil or in 4 gallons of water plus 1 gallon of oil per acre. Apply by aircraft between May 15 and June 15. On the Sagebrush, use 1 1/2 pints in 3 gallons of oil per acre and apply by aircraft when foliage is fully expanded and the brush is actively growing.

Chamise, Manzanita, Buckbrush, Coastal Sage, Coyotebrush and Certain Other Chaparral Species Use 3 to 4 pints per acre in 5 to 10 gallons of water. One gallon of fuel oil may be included in the spray mixture for added effectiveness. Make applications by aircraft or ground equipment to obtain uniform spray coverage. For effective control the brush must be fully leafed out and growing actively when sprayed. Retreatment may be needed.

FOR INDUSTRIAL SITES

Clothing Requirement Statements: "When mixing, loading, or applying this product or repairing or cleaning equipment used with this product, wear eye protection (face shield or safety glasses), chemical resistant gloves, long-sleeved shirt, long pants, socks and shoes. It is recommended that safety glasses include front, brow and temple protection. For aerial applicators in an enclosed cockpit and applicators applying this product from a tractor that has a completely enclosed cab, eye protection is not required."

Personal Hygiene Statements: "Wash hands; face and arms with soap and water as soon as possible after mixing, loading or applying this product. Wash hands, face and arms with soap and water before eating, smoking or drinking. Wash hands and arms before using toilet. After work, remove all clothing and shower using soap and water. Do not reuse clothing worn during the previous day's mixing and loading or application of this product without cleaning first. Clothing must be kept and washed separately from other household laundry. Remove saturated clothing as soon as possible and shower."

WOODY PLANT CONTROL IN NON-CROP AREAS: To control species susceptible to 2,4-D in right-of-ways, fencerows, roadsides, and along drainage ditchbanks, spray brush up to 5 to 8 feet tall after spring foliage is well developed, using 4 to 6 pints of LV 600 in 100 gallons of water and wetting all parts of the brush including foliage, stems and bark. This may require up to 400 gallons of spray per acre for adequate coverage of solid stand of brush. Make application in such a way as to prevent drift of the spray away from the area being treated. Spraying can be effective at anytime up to 3 weeks before frost as long as soil moisture is sufficient for active growth of the brush. Control will be less effective in mid-summer during hot dry weather when soil moisture is deficient and plants are not actively growing. Oil or wetting agent may be added to the spray, if needed, for increased effectiveness.

WEED CONTROL IN NON-CROP AREAS SUCH AS LAWNS, GOLF COURSES, CEMETERIES, PARKS, AIRFIELDS, ROADSIDES, VACANT LOTS, DRAINAGE DITCH BANKS: Apply 1 1/2 to 4 pints per acre in the amount of water needed for uniform application. Usually 3 pints per acre provides good weed control under average conditions. Treat when weeds are young and growing well. Do not use on golf greens nor on dichondra or other broadleaf herbaceous ground covers. Do not use on creeping grasses such as bentgrass and St. Augustinegrass except for spot treating, nor on newly seeded turf until grass is well established.

For use on residential and other turf sites excluding sod farms, the maximum application rate to turf is 3 pints of product per acre or 2 pounds 2,4-D acid equivalent per acre per application per site. The maximum number of broadcast applications per treatment site is 2 per year.

Reseeding of treated areas should be delayed following treatment. With spring application, reseed in the fall; with fall application, reseed in the spring. Legumes are usually damaged or killed so do not treat areas where the legumes are desired. Deep-rooted perennial weeds may require repeated treatment in the same season or in subsequent years.

TULE (BULRUSH) AND OTHER RUSHES: Mix 3 pints of LV 600 and 1 gallon of diesel oil or kerosene, then add this mixture to 100 gallons of water. Spray to wet all foliage (400 to 800 gallons per acre). Addition of a wetting agent may be advisable. Apply in the spring during flower head emergence. Respray if needed when regrowth is 3 to 5 feet tall.

SPOT TREATMENT: To control broadleaf weeds in small non-cropland areas with a hand sprayer, use 1/4 pint of LV 600 in 3 gallons of water and spray to thoroughly wet all weed foliage. Keep spray mixture agitated to prevent separation.

LIMITED WARRANTY AND DISCLAIMER.

The manufacturer warrants only that the chemical composition of this product conforms to the ingredient statement given on the label, and that the product is reasonably suited for the labeled use when applied according to the Directions for Use.

THE MANUFACTURER NEITHER MAKES NOR INTENDS ANY OTHER EXPRESS OR IMPLIED WARRANTIES, INCLUDING ANY WARRANTY OF MERCHANTABILITY OR FITNESS FOR A PARTICULAR PURPOSE, WHICH ARE EXPRESSLY DISCLAIMED. This limited warranty does not extend to the use of the product inconsistent with label instructions, warnings or cautions, or to use of the product under abnormal conditions such as drought, excessive rainfall, tornadoes, hurricanes, etc. These factors are beyond the control of the manufacturer or the seller. Any damages arising from a breach of the manufacturer's warranty shall be limited to direct damages, and shall not include indirect or consequential damages such as loss of profits or values, except as otherwise provided by law.

The terms of this Limited Warranty and Disclaimer cannot be varied by any written or verbal statements or agreements. No employee or agent of the seller is authorized to vary or exceed the terms of this Limited Warranty and Disclaimer in any manner.



SUPPLEMENTAL LABELING

600 LV 2,4-D WEED KILLER

Low Volatile Ester of 2,4-D Herbicide

**FOR USE IN REDUCED OR NO-TILLAGE IN
SOYBEANS (Preplant Only)**

- GENERAL INFORMATION -

600 LV 2,4-D WEED KILLER is a phenoxy-type herbicide that provides postemergence control of many susceptible annual and perennial broadleaf weeds. 600 LV 2,4-D WEED KILLER may be applied prior to planting soybeans to provide foliar burndown control of susceptible annual and perennial broadleaf weeds and certain broadleaf cover crops such as those listed on this label. 600 LV 2,4-D WEED KILLER should only be applied pre-plant to soybeans in situations such as reduced tillage production systems, where emerged weeds are present. Apply only according to the application instructions given below.

- MIXING INSTRUCTIONS -

Mix 600 LV 2,4-D WEED KILLER only with water, unless otherwise directed on this label. Compatible crop oil concentrates, agricultural surfactants and fluid fertilizers approved for use on growing crops may increase the herbicidal effectiveness of 2,4-D on certain weeds and may be added to the spray tank. Read and follow all directions and precautions on this label and on all labels of adjuvants or fertilizers mixed with this product.

- APPLICATION PROCEDURES -

Apply using air or ground equipment in sufficient gallonage to obtain adequate coverage of weeds. Use 2 or more gallons of water per acre in aerial equipment and 10 or more gallons of water per acre in ground equipment.

APPLICATION TIMING AND USE RATES FOR LOW-VOLATILE ESTERS

Maximum amount of 600 LV to Apply/Acre	Maximum Rate (Pounds 2,4-d a.e./acre)	When to Apply (Days Prior to Planting Soybeans)
2/3 Pint	0.5	NOT LESS THAN 7 DAYS
2/3 Quart	1.0	NOT LESS THAN 30 DAYS

WEEDS CONTROLLED

alfalfa*	horseweed or maretail	shepherdspurse
bindweed*	ironweed	smartweed, Pennsylvania
bullnettle	lambsquarters, common	sowthistle, annual
bittercress, smallflowered	lettuce, prickly	speedwell
buttercup, smallflowered	morningglory, annual	thistle, Canada*
Carolina geranium	mousetail	thistle, bull
cinquefoil, common and rough	mustard, wild	velvetleaf
clover, red*	onion, wild*	vetch, hairy*
cocklebur, common	pennycress, field	Virginia copperleaf
dandelion	plantains	
dock, curly*	purslane, common	
eveningprimrose, cutleaf	ragweed, common	
garlic, wild*	ragweed, giant	

*These species are only partially controlled.

In general, weeds should be small, actively growing and free of stress caused by extremes in climatic conditions, diseases, or insect damage at the time of treatment. The response of individual weed species to 600 LV 2,4-D WEED KILLER is variable. Consult your local county or state Agricultural Extension Service or crop consultant for advice.

APPLICATION RESTRICTIONS AND PRECAUTIONS

Important Notice: Unacceptable injury to soybeans planted in fields previously treated with 600 LV 2,4-D WEED KILLER may occur. Whether or not soybean injury occurs and the extent of the injury will depend on weather (temperature and rainfall) from herbicide application until soybean emergence and agronomic factors such as the amount of weed vegetation and previous crop residue present. Injury is more likely under cool rainy conditions and where there is less weed vegetation and crop residue present.

Apply a maximum of one application per growing season regardless of the treatment rate.

Do not apply 600 LV 2,4-D WEED KILLER when weather conditions such as temperature air inversions or wind favor drift from treated areas to susceptible plants.

Livestock Grazing Restriction: Do not feed hay, forage, or fodder. Restrict livestock from grazing treated fields. Livestock should be restricted from feeding/grazing of treated cover crops.

In fields previously treated with 2,4-D, plant soybean seed as deep as practical or at least 1.5 to 2.0 inches deep. Adjust the press wheel of the planter, if necessary, to ensure that planted seed is completely covered.

858/892 AP111292

EPA REG. NO. 2217-413
EPA EST. NO. 2217-KS-1

Manufactured by
PBI/Gordon Corporation
Kansas City, Missouri 64101